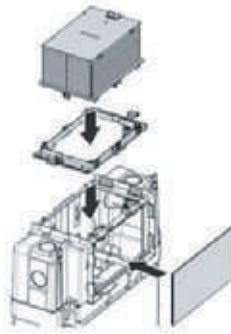




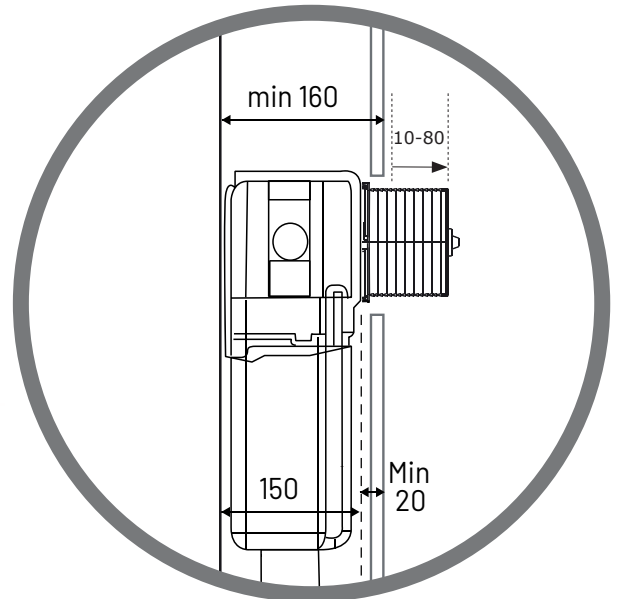
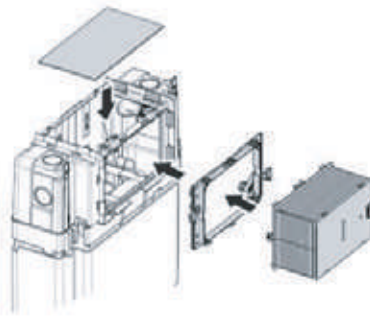
Top Access



Minimum of
160 mm from rear
of cistern to front
edge of finished
wall surface

Min. projection
of 10mm - Max.
projection of 80mm
of tile flange box
required prior to
trimming
to accommodate

Front Access



NOTE

See next page
for compatible
actuators

Expert Evo

LOW LEVEL/
UNDER BENCH CISTERN

CODE

721006/PN

(if used with pneumatic actuators)

721006/MC

(if used with mechanical actuators)

WEIGHT

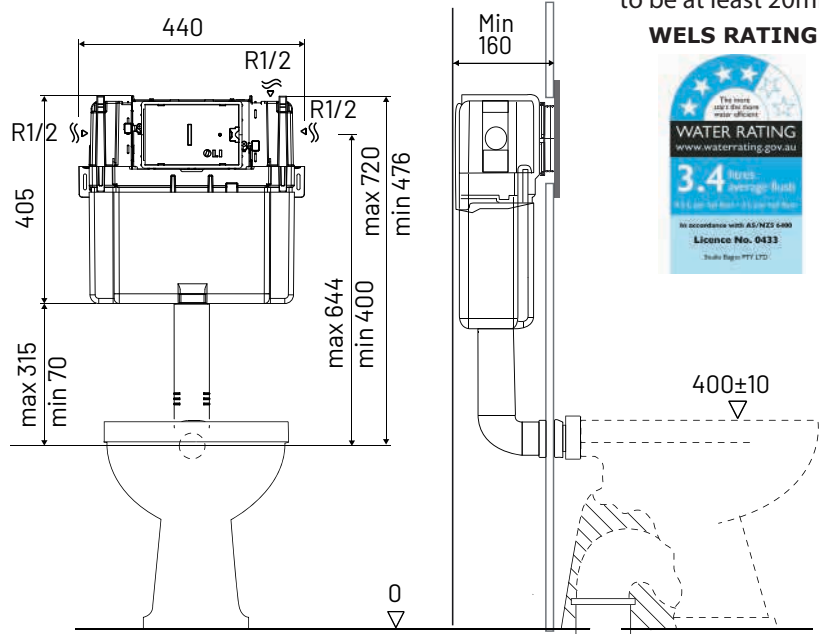
4.5 kg

FEATURES

- Dual flush under bench cistern with 4.5/3 litre flush
- 150 mm thickness
- 4-Star WELS rating
- Top or front activation/access
- Supplied with anti-condensation lining
- Stop Cock included
- Brackets for in-wall fixing
- Dust/Tiling protection box
- Protection sponge provided for flush pipe
- 1/2" Flexible hose connection
- 10 Year Warranty
- Manufactured in Europe
- Pneumatic actuator kit included

Minimum thickness
from front of cistern
to the front face of wall
to be at least 20mm

WELS RATING



COMPATIBLE ACTUATORS

Expert Evo

LOW LEVEL/

UNDER BENCH CISTERN

Cistern Code by Actuator

					
GLAM	GLOBE	OCEANIA	OCEANIA MIA	PLAIN	SLIM
721006/MC	721006/MC	721006/MC	721006/MC	721006/MC	721006/MC

				
BLINK	TREND	SPHERA +	SPHERA -	KARISMA
721006/PN	721006/PN	721006/PN	721006/PN	721006/PN