

STUDIO  
BAGNO



## Unit 100

### STYLE

Bench / Wall

### CODE

UTL03/0  
UTL03/1  
UTL03/2

### WEIGHT

22 kg

### COLOURS

Gloss White

Premium colours + 50%

Matte White

Gloss Black

Matte Black

### OVERFLOW & WASTE

32mm ceramic overflow plug and waste not included. Please order separately.

### RECOMMENDED PLUG & WASTE

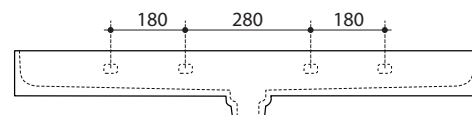
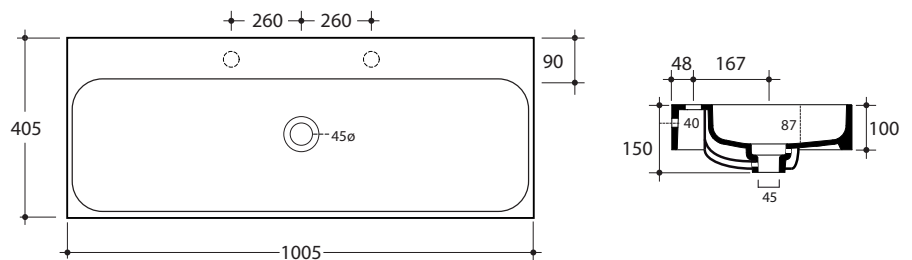
SBW003

### INCLUSIONS

Wall fixing bolts included.

### NOTE

NB: Colour options will need to be verified by Studio Bagno prior to purchase, and may be subject to minimum order quantities (ie. for projects only)



REAR VIEW



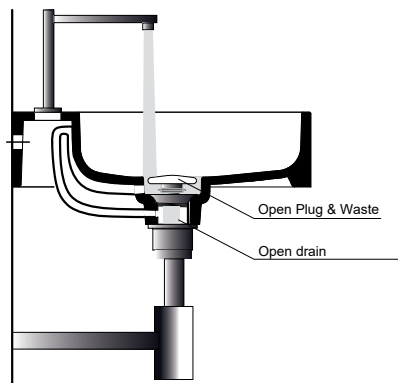
FRONT VIEW

Note: All dimensions are in millimetres and are subject to normal manufacturing variances. Studio Bagno Pty Ltd reserves the right to vary specifications at any time without notice. Date created: 24/06/15



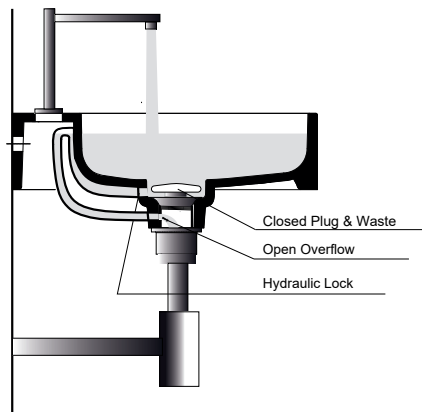
Unit 60  
Unit 80  
Unit 100  
Unit 120

#### OVERFLOW DESCRIPTION



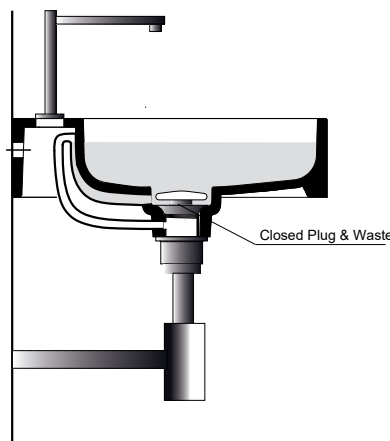
#### Open Drain with Open Tap

*Leaving the pop up plug & waste open, the water flow is directed down the drain, preventing the basin from filling.*



#### Closed Drain with Open Tap

*Closing the pop up plug & waste, the water flow is directed into the vacuum pipe by the hole in the drain collar positioned over the hydraulic lock. The water flows into the waste through the connected hydraulic lock in the drain that also prevents the water returning to the basin.*



#### Closed Drain with Closed Tap

*Closing the pop up plug & waste and the taps waterflow, the water flow stabilised and the basin remains full.*