



UNLIMITED 47 V2

with concealed syphonic
overflow



STYLE

Bench / Wall Hung

CODE

NTH - UNLV20470L/0

1TH - UNLV20470L/1

COLOURS

White.
Premium colours available.

OVERFLOW & WASTE

32 mm overflow plug &
waste not included.

CAPACITY

7L

WEIGHT

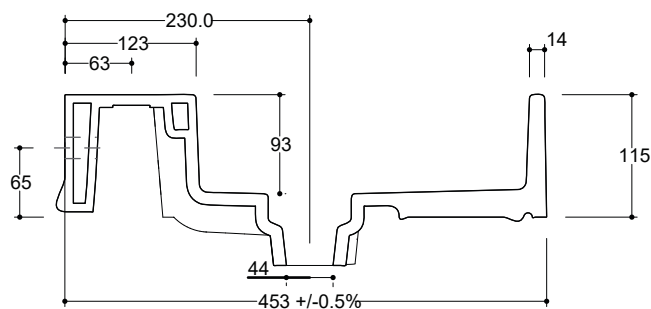
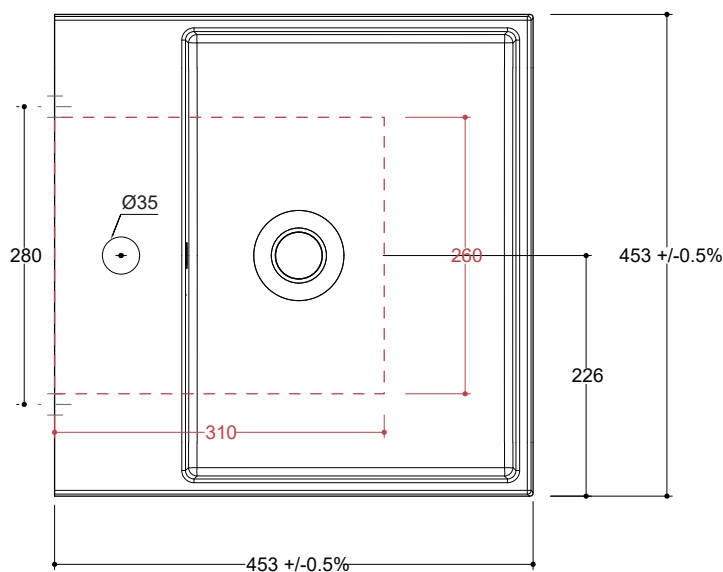
14kg

RECOMMENDED PLUG & WASTE

SBW006

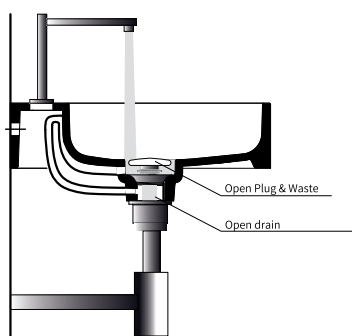
NOTES

Scroll down to second page
to see syphonic overflow
overview



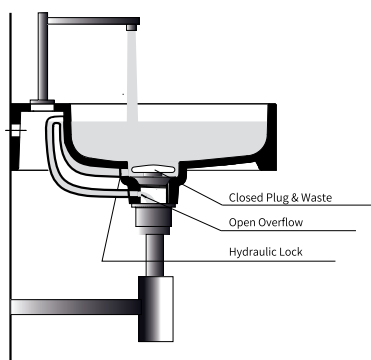


OVERFLOW DESCRIPTION



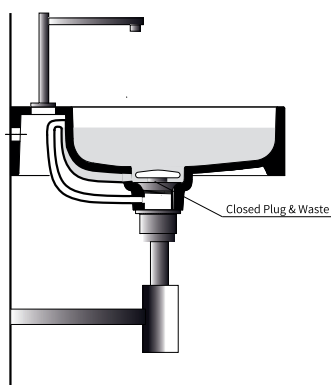
Open Drain with Open Tap

Leaving the pop up plug & waste open, the water flow is directed down the drain, preventing the basin from filling.



Closed Drain with Open Tap

Closing the pop up plug & waste, the water flow is directed into the vacuum pipe by the hole in the drain collar positioned over the hydraulic lock. The water flows into the waste through the connected hydraulic lock in the drain that also prevents the water returning to the basin.



Closed Drain with Closed Tap

Closing the pop up plug & waste and the taps waterflow, the water flow stabilised and the basin remains full.