




SVENSKT TENN CURTAINS

Intensive daylight causes hard contours that can be moderated with a lightly drawn curtain to even out the light. A window shouldn't turn into a dark hole in the evening. Curtains will spread the light, soften up the darkness and moderate the heat of the sun.


ESTRID ERICSON

WIDTH


SELECT A WAY TO HANG YOUR CURTAINS



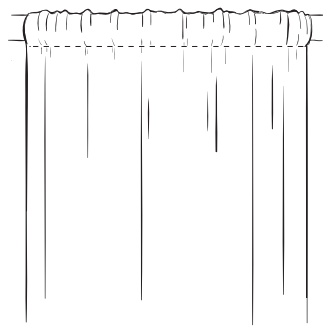
PLEATED TAPE ☐




VELCRO ☐



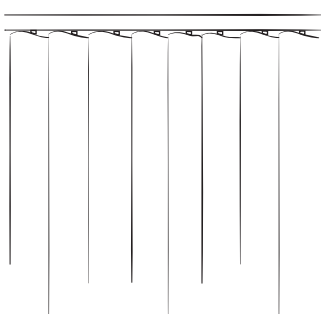
GATHERED ☐




ROD POCKET CURTAINS ☐




SEWN RINGS ☐



TRACK SEWN ☐




PINCH PLEATED ☐



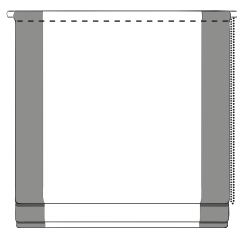
EYELET ☐

ROMAN BLINDS

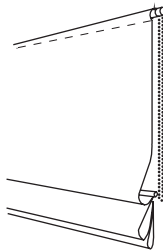
SELECT THE MODEL AND CHAIN



SOLID COLOUR ☐



COLOUR BORDER ☐



CHAIN

BALL CHAIN ☐

PULL STRING ☐

PLACEMENT

RIGHT-HANDED ☐

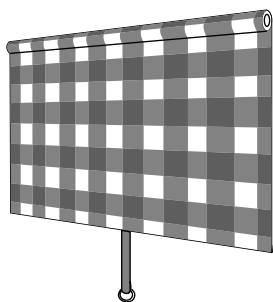
LEFT-HANDED ☐

ROLLER BLINDS

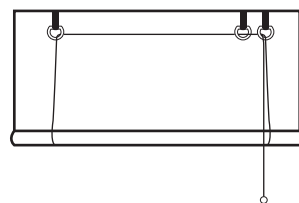
SELECT THE MODEL AND ATTACHMENT



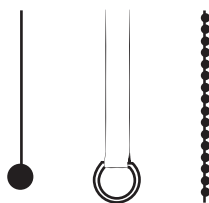
ROLL OVER ☐



ROLL UNDER ☐



1700s ☐



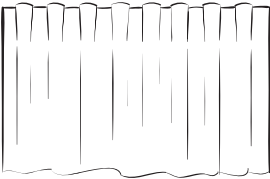

SELECT:

BALL ☐

RING ☐

CHAIN ☐

VALANCE
 SELECT WAY OF HANGING

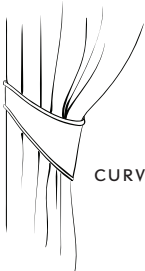
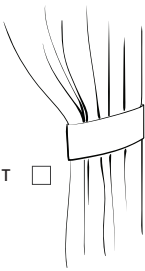



PLEATING TAPE
 ☐

VELCRO
 ☐

OPTIONAL KEDAR ATTACHMENT
 ☐


TIEBACK
 SELECT MODEL

CURVED
 ☐
 STRAIGHT
 ☐

OPTIONAL KEDAR ATTACHMENT
 ☐


CURTAIN POLES
 SELECT MODEL




CHROME
 ☐

BRASS
 ☐


SIZE: 12, 16, 20, 28 MM



BRASS ONLY 20, 28 MM
 ☐





IRON ONLY 10 MM
 ☐



IRON ONLY 20 MM
 ☐

KNOBS
 SELECT MODEL

FITS: 12, 16, 20, 28 MM
 ☐



CHROME
 ☐

BRASS
 ☐

FITS: 28 MM
 ☐

CHROME
 ☐

BRASS
 ☐

FITS: 16, 20, 28 MM
 ☐

CHROME
 ☐

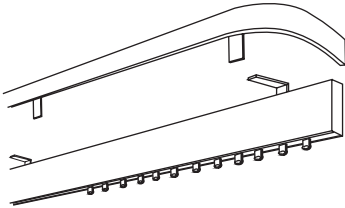
BRASS
 ☐

FITS: 12 MM
 ☐

CHROME
 ☐

BRASS
 ☐

RAIL
 SELECT FORM



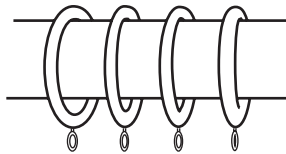
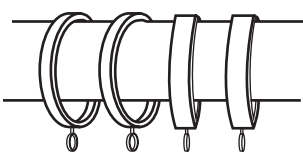
STRAIGHT
 ☐

BOWED
 ☐

CEILING
 ☐

WALL
 ☐

RINGS
 SELECT FORM AND SURFACE

ROUND
 ☐

CHROME
 ☐

BRASS
 ☐

FLAT
 ☐

CHROME
 ☐

BRASS
 ☐

NOTES

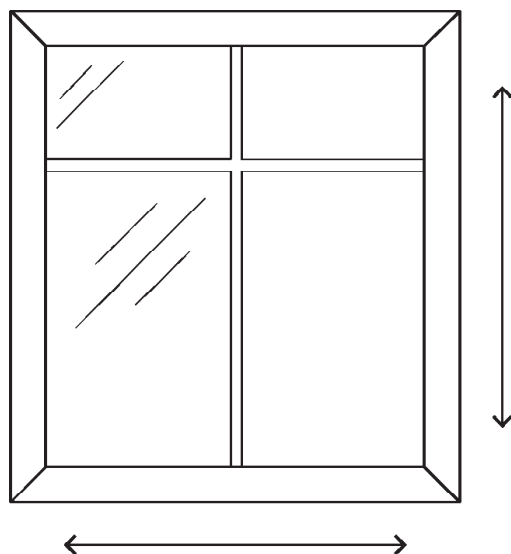
.....

.....

.....

.....

.....



MEASURING WINDOWS

MEASURE THE HEIGHT of the window frame.

MEASURE THE CURTAIN POLE or the width of the window.

MEASURE THE INNER WIDTH of the window frame when ordering Roman blinds, roller blinds or Venetian blinds to fit in the frame.

MEASURE THE INNER HEIGHT of the window frame.

MEASURE THE WALL HEIGHT if the curtains will be hanging from floor to ceiling.

IF REPLACING EXISTING CURTAINS, it can be helpful to take them to the store.

A PHOTOGRAPH can be helpful.

S V E N S K T T E N N

STRANDVÄGEN 5. STOCKHOLM – SAME ADDRESS SINCE 1927 – SVENSKTTENN.COM