

These notes should be read in combination with PDF:
“Taiko Quartet Live!-Staging-Audio-Lighting”

Taikoz 4tet »Live!« is approximately 110 minutes in duration

PART 1: c.45 minutes | INTERVAL: c.20 minutes | PART 2: c.45 minutes

If the presenter would like to adjust the duration of the program, please contact Taikoz’s Artistic Director to discuss
ad@taikoz.com

STAGING & ACCESS

- Minimum stage size:

8mW x 7mD

- If possible, venue to supply risers (with treads on Prompt Side) with the following dimensions:

7mW x 3mD x 400-600mmH

If risers are not possible, Taikoz can play on ‘the flat’, but audience sightlines are improved by having a raised platform

- Taikoz 4tet »Live!« is transported via a 3T Pantech truck (i.e. the smallest size of truck)
- Ground access from loading dock (or similar) to stage is required for large taiko drums, including Odaiko (Grand Drum)
 - If access is not on ground level, a goods elevator is required (N.B. a regular ‘people elevator’ is probably not suitable due to the size of Taikoz’s medium/large taiko)
- For Taikoz’s Odaiko (Grand Drum), doorway opening must be no less than:

1400mm

Please notify Taikoz Operations Manager at operations@taikoz.com if this size doorway opening is not possible, as we can substitute this taiko for a smaller Odaiko.

- Weight of Taikoz’s Odaiko (Grand Drum) is:

150kg

- If possible, Taikoz would appreciate the help of at least 2 men to place the Odaiko on its wooden stand. This procedure takes no more than 20 minutes.

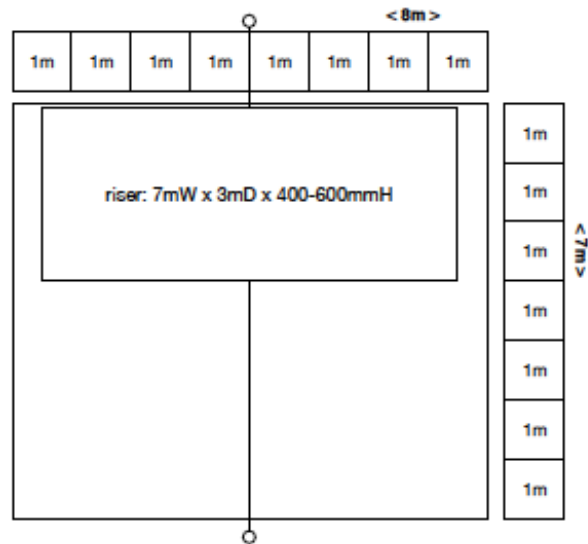
Please notify Taikoz Operations Manager at operations@taikoz.com if this is not possible, as we will need to bring a small crane. However, as this takes up precious space in a small truck, ‘man power’ is preferable (it is also much quicker).

Taikoz 4tet Live!
MINIMUM STAGE DIMENSIONS

If possible, venue to supply risers
(with treads on PS) to the
following dimensions:

7mW x 3mD x 400-600mmH

If risers not possible, Taikoz can
play on "the flat", but audience
sightlines are improved by
having a raised platform.



PLEASE NOTE

Taikoz will provide an Audio/Lighting Cue Sheet specific to the venue closer to the concert day.

AUDIO REQUIREMENTS

- In an established theatre or concert hall, venue to provide:
 - Technician/Operator
 - PA
 - Mixing Desk
 - 1 x hand-held microphone – preferably wireless
 - 3 x radio lapel microphones & belt-packs | Transmitter
 - 1 x foldback wedge (small, if possible)
N.B. Taikoz will provide MP3 player or laptop for audio playback
 - Comms for Taikoz at SM console and each technician/operator; vision of stage at SM console (preferred side is PS for the console)

- If required, Taikoz can provide the following audio items:
 - PA (small)
 - Mixing Desk
 - Hand-held microphone
 - 3 Radio lapel microphones & belt-packs | Transmitter
 - MP3 player or laptop for audio playback

PLEASE NOTE

If Taikoz is travelling with a Production Manager, then she/he can set-up & operate audio & lighting cues.

However, if Taikoz is not travelling with a Production Manager, then venue will need to supply an Audio/Lighting Technician/Operator for bump-in, rehearsal and concert.

In the event that the venue is not a theatre, concert hall or similar (e.g. it is a school or community hall), then specialist lighting is not required (i.e. ignore the attached lighting plan). Taikoz will play in light provided by the venue.

However, the venue should provide an Audio Operator to operate the small audio rig provided by Taikoz (see note above re. Taikoz Production Manager).

See production notes below with stage layouts for each scene, including audio requirements specific to each piece of music.

Taikoz 4tet »Live!«

STAGING-ACCESS | AUDIO | LIGHTING REQUIREMENTS

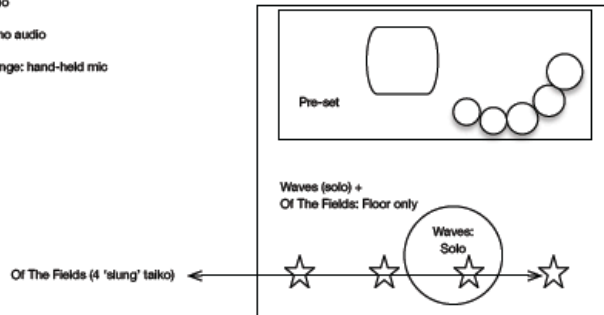
TAIKOZ 4tet Live!

SCENE 1

1. Waves [9:00]
2. Of The Fields [9:00]
- ___ talk/scene change ___

AUDIO

- > Waves: no audio
- > Of The Fields: no audio
- > Talk/scene change: hand-held mic



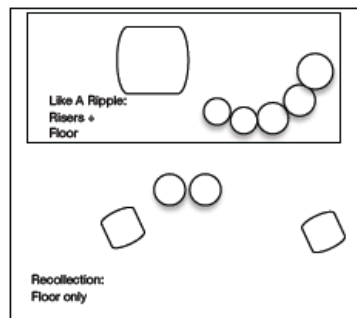
TAIKOZ 4tet Live!

SCENE 2

3. Recollection [7:00]
4. Like A Ripple [13:00]
- ___ INTERVAL ___

AUDIO

- > Recollection: 2 radio lapel mics (2 x flutes)
- > Like A Ripple: no audio



TAIKOZ 4tet Live!

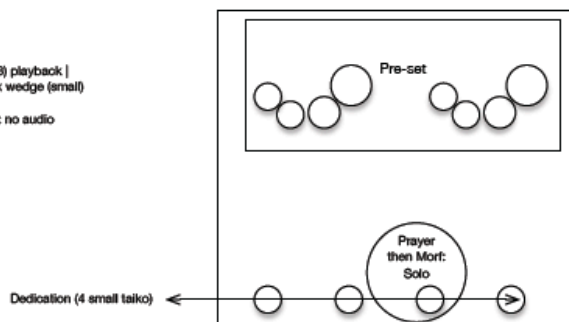
___ INTERVAL ___

SCENE 3

5. Prayer [5:00]
6. Morf [7:00]
7. Dedication [8:00]

AUDIO

- > Prayer: audio (MP3) playback | radio lapel | foldback wedge (small)
- > Morf & Dedication: no audio



TAIKOZ 4tet Live!

SCENE 4

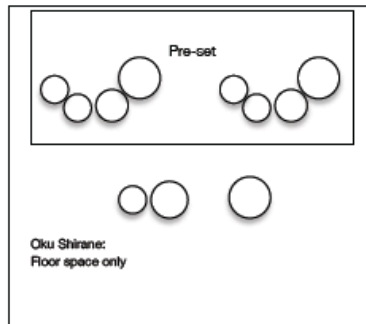
8. Oku Shirane [5:00]

___ talk/scene change ___

AUDIO

> Oku Shirane - 3 x radio lapel mics (flute, 2 voices)

> Talk/scene change: hand-held mic



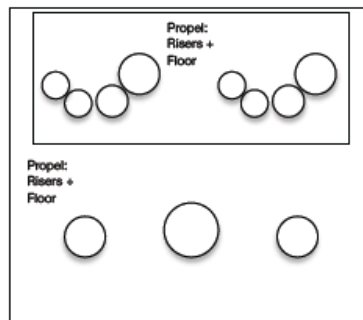
TAIKOZ 4tet Live!

SCENE 5

9. Propet [15:00]

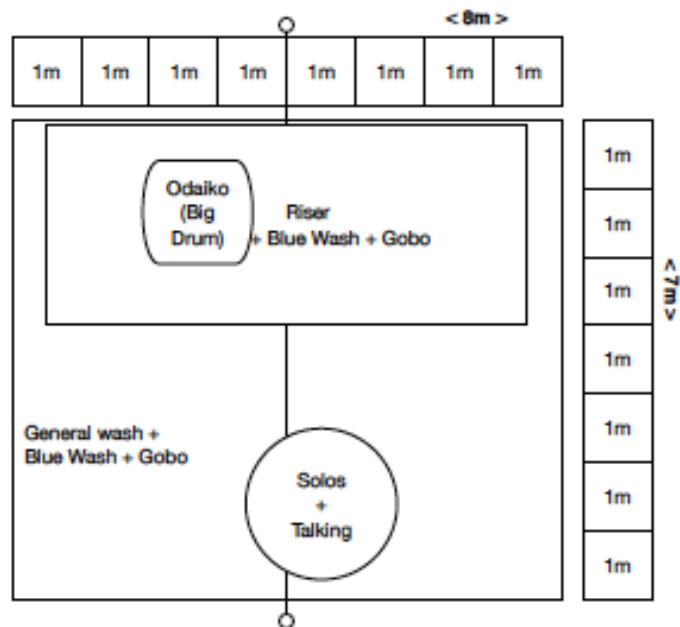
AUDIO

> Propet: no audio



LIGHTING REQUIREMENTS

Taikoz 4tet Live!
BASIC LIGHTING FOCUS AREAS



- FLOOR AREA: General Wash | If possible, combination of Amber [L105] / Blue [L132-R077 or L119-R074] (otherwise 'house wash')
- FLOOR AREA: Blue Wash | Dark Blue for scene changes
- FLOOR AREA / RISER: Gobos to cover both areas, if possible ('Nature-style' pattern)
- RISER: Down-light & side-light tight to platform | Combination as above (Hard edges)
- ODAIKO (Big Drum): Down-light on wooden shell of taiko | Amber (Soft edges)
- SOLO SPECIAL: Down-light & back-light in circle approx. 1.5mD | White with Gel (Soft edges)
- CYCLORAMA: Only if available in-house