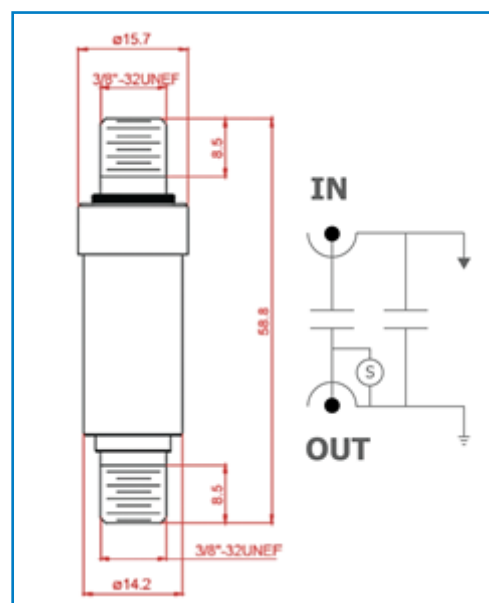


**PRODUCT FAMILY**
**INDOOR RF PASSIVES**
**DESCRIPTION**
**GALVANIC ISOLATOR - GISX-100**
**FEATURES**


- >> **INNOVATIVE DESIGN** giving superior performance in a SMALL, easy to install housing
- >> Conforms to IEC 60728-11 Safety Requirements and Cenelec Class A screening effectiveness - **OPTIMISED FOR Class A++ WITHIN LTE BAND**
- >> **VERY LOW** safety leakage current (Max. 2mA @ +5 to 30°C)
- >> Bandwidth **5~1700 MHz**
- >> **100%** HI-POT test in production
- >> Housing is plated with **WHITE BRONZE**

**SPECIFICATIONS**

PARAMETER (PORT)		FREQUENCY (MHZ)	MIN. (dB)	TYPICAL (dB)	MAX. (dB)
INSERTION LOSS (In > Out)		5-470	-	0.2	0.5
		471-862	-	0.4	0.5
		863-1000	-	0.4	1.0
		1001-1700	-	0.5	1.3
RETURN LOSS (All Ports)		5-1000	18	20	-
		1001-1700	16	20	-
SCREENING EFFECTIVENESS		0 to +30°C		-20 to +40°C	
		MIN.	TYPICAL	MIN.	TYPICAL
(NOTE 1)	5	60	70	60	65
	6 - 7.9	70	75	70	70
	8 - 9.9	80	80	70	78
	10 - 12	85	85	80	83
	13 - 300	85	90	85	85
	301 - 470	80	90	80	90
	471 - 699	75	85	75	85
	SUPERIOR LTE PERFORMANCE				
	700 - 862	95	105	95	105
	863 - 1000	75	85	75	85
	1001-1700	55	60	55	60
INTERMODULATION P + Q (min) (NOTE 2)		-	-	-	-120
		-	-	-	-120



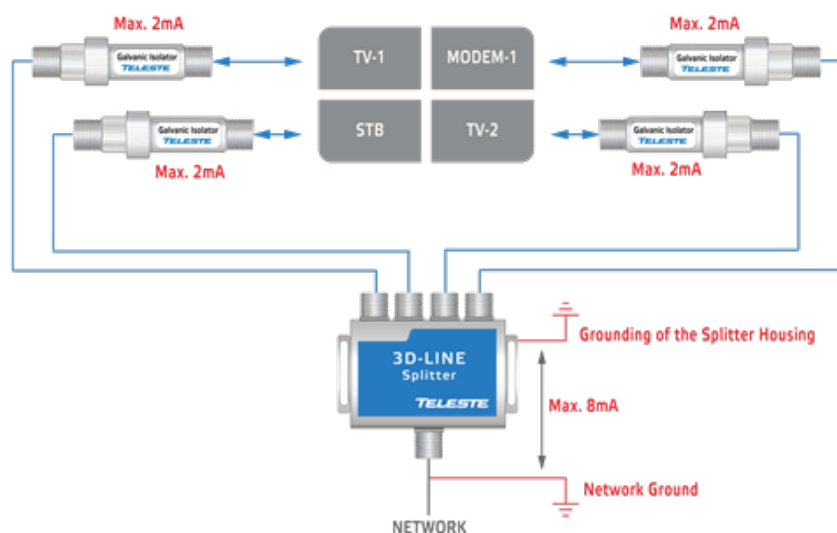
ULTRA SMALL and COMPACT size

GENERAL			
DIMENSIONS	15.7 x 58.8 mm	WEIGHT	30 g
OPERATING TEMPERATURE	-20 to +40 °C	IMPEDANCE	75 Ω
GALVANIC ISOLATION		PORTS	
2120 VDC (NOTE 3)	Inner Conductor (Input) to Inner Conductor (Output)		
2120 VDC (NOTE 3)	Outer Conductor (Input) to Outer Conductor (Output)		
230 VAC (NOTE 4)	Inner Conductor (Input) to Inner Conductor (Output)		
230 VAC (NOTE 4)	Outer Conductor (Input) to Outer Conductor (Output)		
NOTES			
<b>NOTES:</b>			
(1)	Transfer Impedance method IEC 60728-2 (5 - 30 MHz) Absorption clamp method IEC 60728-2 (30 - 1000MHz) CoMeT Triaxial Cell method (1000-1700MHz)		
(2)	The inner and outer connections within this device are capacitively coupled and have no ferrite baluns, thus voltage impulses have no effect on intermodulation		
(3)	IEC 60728-11 sec 10 Safety Requirement: 2120 VDC for 1 minute, leakage current 0.7mA max.		
(4)	IEC 60728-11 sec 10 Safety Requirement: 230VAC leakage current 8mA RMS max @ -20°C Actual performance of GISX-100 Max. <2.05mA +5 to +30°C		

## WHY OUR LEAKAGE CURRENT SPECIFICATION IS 300% BETTER THAN WHAT THE STANDARD REQUIRES...

According to the standard (IEC 60728-11 sec 10 Safety Requirement@230VAC) the leakage current can be 8 mA maximum. Our leakage current is less than 2mA so much less than required.

**WHY IS THIS NEEDED?** The reason is simple, households might have several Galvanic Isolators and their leakage currents together should be less than 8 mA. Households equipped with our galvanic isolators can have up to 4 isolators and we are still on the safe side. One galvanic isolator cannot steal all the margin because most households are actively using more than one wall outlet.




## DRAFT DESIGN BEING FINALIZED



## SAFETY MATTERS

## – WHY ALL OUR ISOLATORS ARE HI-POT TESTED IN PRODUCTION

**HI-POTential** means high voltage level and high voltage levels can kill. It is extremely important that high voltages do not break through. This break through could be caused by an insulation that breaks down and causes excessive leakage currents. Something that should not happen ever. Thus all our products are **TESTED** and **SAFE** against much higher voltages that may exist in real networks.



## ORDERING INFORMATION

101828	GISX100 with an isolative sleeve
101829	GISX100 with an isolative sleeve and a 15 cm Fm-Fm cable
053620	GISX100 built in to a 1m trunk cable 3,5/12M-3,5/12F

Teleste reserves the right to improve, enhance and modify the features and specifications of Teleste products. The information in this datasheet has been reproduced in good faith and is accurate, to the best of Teleste knowledge.