
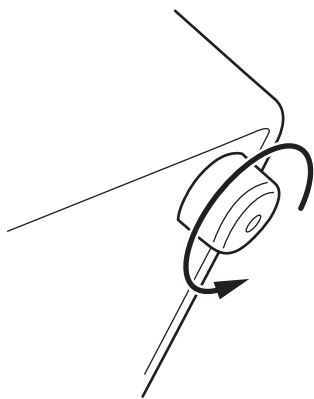


THE LOUNGE CO




Assembly instructions for CHLOE, GEORGE, PHOEBE, GEORGIA, ZOE & BRONWYN

Please follow the instructions carefully . We recommend two people manoeuvre a sofa



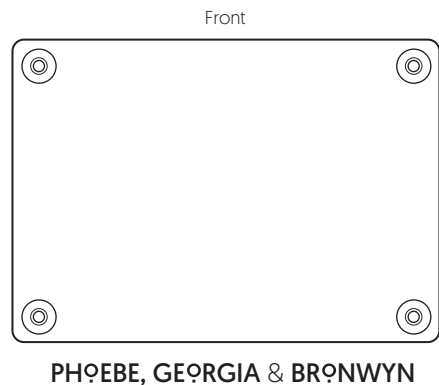
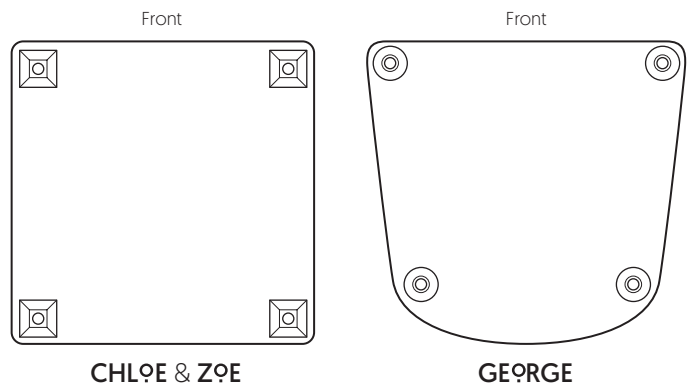
STEP 1
Carefully place the chair/sofa unit on its back. Unscrew the 'dummy glides' to reveal the show wood feet locating holes. The 'dummy glides' are no longer required so they can be disposed of.



STEP 2
Position a foot in the locating hole and screw into position until **HAND TIGHT** ensuring the foot is positioned correctly [see diagram opposite]
DO NOT OVER TIGHTEN THE LEGS
Repeat the process for the remaining feet

STEP 3
Carefully tilt the chair/sofa onto its feet.
It's now ready for use.

LEG POSITIONS



NO TOOLS REQUIRED