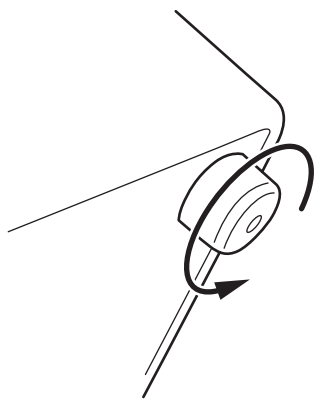


THE LOUNGE CO

Assembly instructions for POPPY, ROSE, ROSIE, JOSEPH, THOMAS, FLOYD, FLORENCE, NOAH, JOSHUA, HECTOR, PENELOPE & ROMILLY

Please follow the instructions carefully

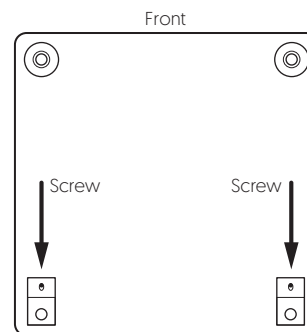
We recommend two people manoeuvre a sofa



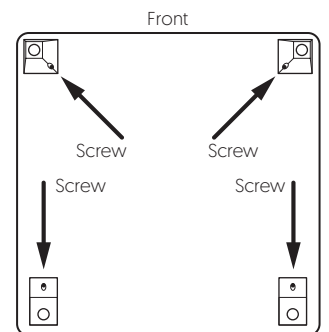
STEP 1

Carefully place the chair/sofa unit on its back. Unscrew the 'dummy glides' to reveal the show wood feet locating holes. The 'dummy glides' are no longer required so they can be disposed of.

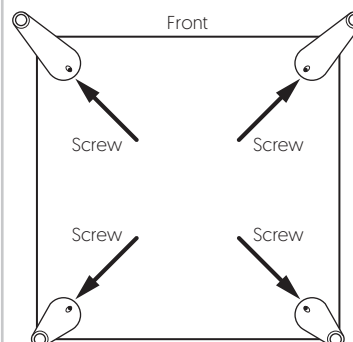
LEG POSITIONS



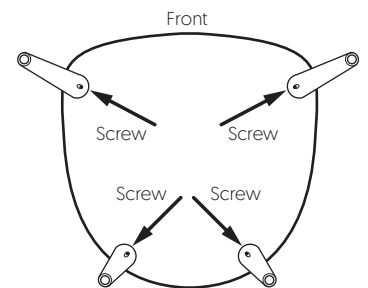
POPPY, ROSE & ROSIE



JOSEPH, THOMAS, JOSHUA,
PENELOPE & ROMILLY



FLOYD, FLORENCE & HECTOR



NOAH

STEP 2

Position a foot in the locating hole and screw into position until **HAND TIGHT** ensuring the foot is positioned correctly [see diagram opposite]
DO NOT OVER TIGHTEN THE LEGS

STEP 3

If required [see diagram opposite], secure in position with the screw supplied.

Repeat the process for the remaining feet

STEP 4

Carefully tilt the chair/sofa onto its feet. It's now ready for use.

TOOLS REQUIRED

