



FANTINI
RUBINETTI

SHOWER HEAD

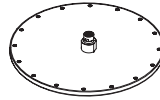
Instructions / Instrucciones



ART. 8008U



ART. 8026U



ART. 8084U



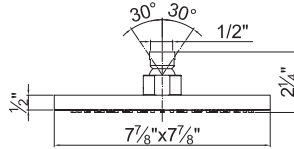
ART. 9230U



ART. 8008U

ART. 8008UC

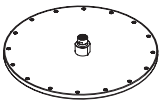
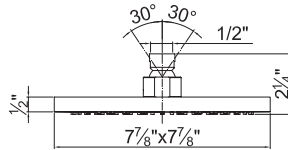
Shower head with anti-limestone nozzles / Rociador anticalcáreo duche



ART. 8026U

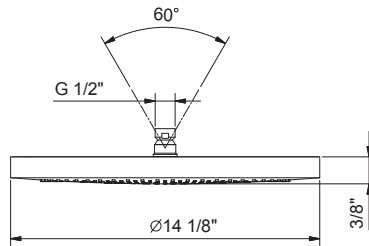
ART. 8026UC

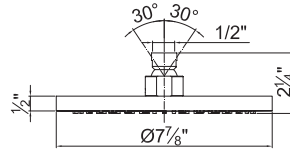
Shower head with anti-limestone nozzles / Rociador anticalcáreo duche



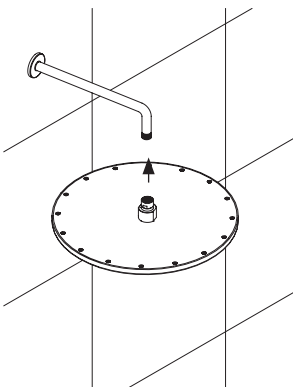
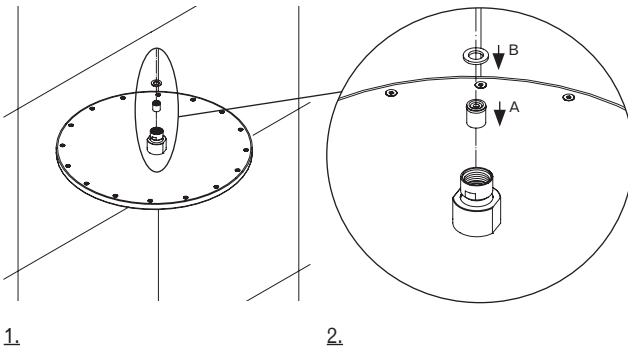
ART. 8084U

Shower head with anti-limestone nozzles / Rociador anticalcáreo duche



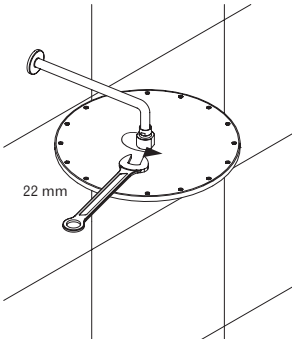


ART.9230U Shower head with anti-limestone nozzles / Rociador anticalcáreo duche

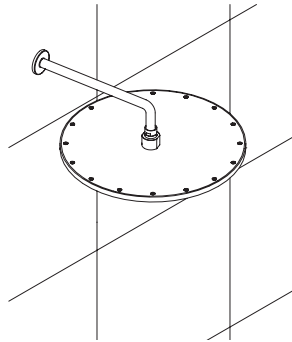


3.

- Showerhead with non-return valve and water supply of 2,5 gpm. If you would like less water, replace this valve with the optional non-return valve provided.
- La ducha està provista de una vàlvula de retenció amb limitador de caudal de 2,5 gpm. Si se desea un menor caudal, reemplaçar dicha vàlvula amb la opcional vàlvula de retenció sense limitador de caudal, també provista en la confecció.

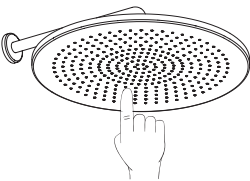


4.



5.

Maintenance / Mantenimiento



1.

- It is advisable to periodically clean the showerhead nozzles as shown in the illustration.
- Limpiar periódicamente los orificios de la ducha como se muestra en la figura

Technical data

Minimum pressure	14 PSI
Maximum pressure	145 PSI
Reccomended working pressure	30-70 PSI
Maximum water temperature	176°
Maximum water temperature reccomended	150°

ENGLAND.

Datos Técnicos

Pression mínima	14 PSI
Pression máxima	145 PSI
Pression de trabajo aconsejada	30-70 PSI
Temperatura máxima	176°
Temperatura máxima aconsejada	150°

SPAIN.

Advice on product care

To clean the surface use a soap and water solution.

Never use for any reason cleaning solutions containing abrasive substances, chloric acids, ammonia, vinegar, bleach, domestic acids, disinfectants, or anytype of abrasive pad.

WARNING! Incorrect cleaning may permanently ruin the surface of the products and in such case the manufacturer may not be held liable for damage.

The Manufacturer reserves the right to modify product and accessories at any time without prior notice. Datas, products and sketches included in this document are just for information and do not bind the producer.

ENGLAND.

Consejos para el cuidado del producto

La limpieza de las superficies se hace utilizando un jabón líquido diluido en agua.

No usar en ningún caso detergentes líquidos que contengan sustancias abrasivas ó a base de ácido clorhídrico, estropajos abrasivos, amoníaco, acetona, lejía, ácidos de uso doméstico, desinfectantes varios.

ATENCIÓN! El uso de productos desaconsejados puede danar irremediamente las superficies de los elementos, de lo cual el fabricante no se hará responsable en ningún caso.


La sociedad se reserva el derecho de modificar sus productos y accesorios en cualquier momento y sin previo aviso.

SPAIN.



Fratelli Fantini SpA

via Buonarroti, 4
Pella (NO) Italia
T +39 0322 918411 r.a.
F +39 0322 969530
fantini@fantini.it
www.fantini.it



118600012000000U Rev. 2