

# HINO

## 700 Series



**6 x 4 Cab Chassis**

\*Illustration may contain items not standard to the model

## KEY FEATURES

Pre-Collision System (PCS) including AEB & PD  
 Vehicle Stability Control (VSC)  
 Lane Departure Warning System (LDWS)  
 Adaptive Cruise Control  
 Engine retarder (Jake) brake  
 Reverse camera  
 ISRI 6860/870 NTS2 with integrated safety belt  
 ADR 80/04 Emission level using Euro 6 Standard  
 LED Main beam Headlamps with Daytime running Lamps (DRL)  
 Polished Alcoa wheels  
 Differential Cross Locks  
 Driver Monitor (DM)  
 Hino Connect Telematics

## KEY SPECIFICATIONS

<b>GVM</b> . . . . .	26,000kg
<b>GCM</b> . . . . .	45,000kg
<b>Power</b> . . . . .	360hp/265kW
<b>Torque</b> . . . . .	1,569Nm
<b>Transmission</b> . . . . .	Hino 12 spd AMT
<b>Wheelbases</b> . . . . .	4.3m, 5.4m, 6.3m
<b>Max Nominal Body Length</b> . . . . .	6.0m ,8.0m, 9.3m

## ENGINE

Engine model	Hino A09C-VN
Max.output (ISO Net) @ 1,800 rpm	360hp/265kW
Max.torque (ISO Net) @ 1,100 to 1,600 rpm	1,569Nm
Max. engine rpm	2,100
Engine compliance	ADR 80/04 using Euro 6 Standard
Type	Diesel, turbo & intercooled, 6 cylinder, OHC
Combustion system	Direct injection
Bore & stroke	112 x 150 mm
Piston displacement	8.866L
Fuel injection system	Electric control common rail
Air cleaner & intake	Behind cab mounted with paper element
Exhaust system	Horizontal outlet
Emission control systems	DOC,DPR & SCR after treatments
Engine immobiliser	Equipped

## TRANSMISSION & GEAR RATIOS

Make, model & Description	Automated Manual Transmission (AMT)			
	Hino M112 12 speed AMT			
Shifter type	Dash mounted rotary switch with column mounted Sequential shifter			
GEAR RATIOS	1	10.127	7	2.507
	2	8.054	8	1.994
	3	6.414	9	1.588
	4	5.101	10	1.263
	5	4.038	11	1.000
	6	3.211	12	0.795
	R 1	9.902	R 2	7.875
	Rear axle ratio	3.900		

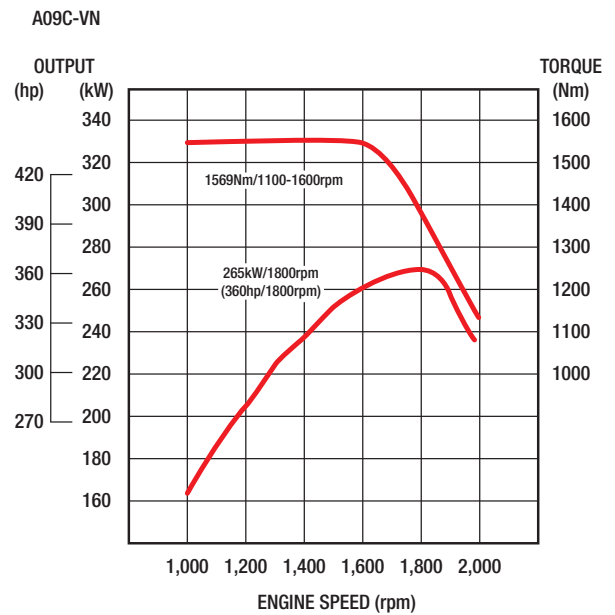
## PERFORMANCE

Calculations based on 11R22.5 drive tyres @ 26 t GVM	
Engine RPM @ 100 km/h	1,617
Road Speed limited to	100 km/h
Max theoretical speed km/h	129
Theoretical gradeability % @ GVM	48.3

## BRAKES

Type	Full Air, Taper Roller, Drum	
Control	Electronic Brake System (EBS)	
Drum area dimensions Diameter x width	Front	406.4 x 152 mm
	Rear	406.4 x 216 mm
Park brake	Spring brake acting on the drive axle	
Engine retarder (Jake) Brake	Equipped	
Exhaust Brake	Equipped	
Brake Sync	Brake pedal activated Engine brake	

## POWER & TORQUE CHART (ISO NET) A09C-VN



## SAFETY FEATURES

Active Safety Features – Hino SmartSafe		
Vehicle Stability Control	VSC	Equipped
Anti-lock Brake System	ABS	Equipped
Pre-Collision System	PCS	Equipped
PCS is inclusive of	Autonomous Emergency Braking	AEB
	Pedestrian Detection	PD
Adaptive Cruise Control	ACC	Equipped
Anti-Slip Regulator	ASR	Equipped
Lane Departure Warning System	LDWS	Equipped
Reverse buzzer & camera	RC	Equipped
Driver Monitor	DM	Equipped
Daytime Running Lamps	DRL	Equipped
Safety Eye	SE	Equipped
Passive Safety Features		
ECE-R29 Cab Strength Certification		Equipped
SRS airbag for driver		Equipped
SRS seatbelt pretensioner for driver		Equipped
Shock absorbing & collapsible steering column		Equipped
Front Underrun Protection (FUP)		Equipped

## AXLE, SUSPENSION & LOAD LIMITS

FRONT	Front Axle Model & Type	MF 781R Reverse Elliot I-beam	
	Suspension	Taper Leaf Spring, shock absorbers & Stabiliser bar	
	Axle Limit (incl suspension)	7,500 kg	
	Tyre limit	6,900 kg	
REAR	Rear Axle Model & Type	THD 17 Tandem drive axle	
	Inter axle differential lock	Equipped	
	Differential Cross Lock	Front Rear & Rear Rear	
	Model	FS 2636 LEAF	FS 2636 AIR
	Suspension	Hino 6 Rod with Taper leaf springs	Hendrickson HAS with ECAS & Road Friendly Suspension Certified
	Axle Limit (incl suspension)	21,000 kg	
Tyre Limit	21,800 kg		

## CHASSIS FRAME

Type	Ladder-shaped channel section side rails
Depth, Flange, Thickness	Refer to BMM
Chassis width (at rear)	840 mm
Tensile strength	620 N/mm <sup>2</sup>
Front Underrun Protection (FUP)	Equipped
Front tow hook	Equipped

## WHEELS & TYRES

Wheel type	10-Stud disc wheel (ISO type) PCD 335 mm	
Rim type & size	Polished Alcoa 22.5" x 8.25"	
Tyre size	Front and Spare	295/80R22.5
	Rear	11R22.5
Number of wheels and tyres	Eleven (11) including spare	
Spare tyre carrier	Equipped	

## FUEL TANK & SUPPLY

Diesel tank type & capacity	Aluminium 390 Lts
Diesel tank lockable fuel cap	Equipped
Diesel fuel filtration	Primary, secondary & sedimenter
AdBlue® Tank Capacity	28 Lts

## ELECTRICAL

Type	24 volt negative earth system
Batteries	12 volt x 120 AH 115F51 x 2
Alternator capacity	90 amp
Starter type	24v – 6.0kW
Main Beam Headlamps (LED)	Equipped
Daytime Running Lamps (LED)	Equipped
Cornering Lamps	Equipped
Electric operated air horn	Equipped
Reverse buzzer & camera	Equipped
12 Volt 120W power socket	Equipped
USB 2.1A charging port	Equipped

## STEERING

Type	Telescopic and Tilt adjustable steering column, recirculating ball integral power steering	
Steering Angle	Inside 49°	Outside 34°

## GENUINE ACCESSORY OPTIONS

Bullbar	Rubber floor mats
Chrome wheel covers	Seat covers (Wool, Canvas, Carbon)
Cameras (up to additional 5 extra)	Stone guard
DVR	Sunvisor
Dash mat	Truck spec GPS nav with live traffic
Foot well Liners	Weathershields
Lane Change kit	Engine drive PTO 1:1 ratio

Please check with your dealer for availability, price & fitment

## CAB EXTERIOR

Type	Forward control, all steel, welded construction, Fully floating air suspended with electro hydraulic power tilt
ECE R29 Cab Strength	Certified
Windscreen wipers washers	Triple wet wiper arms
Grille Colour	Chrome
Outside rearview mirrors	2 Flat type main, heated & electric control
	2 convex spotter type, mounted below the main
	LHS kerb view & front kerb view mirrors
Windscreen Glass	Heat absorbing laminated glass

## CAB INTERIOR

Seating Capacity	Two (2)	
Driver's seat	ISRI 6860/870 NTS2 with integrated safety belt	
Assistant's Seat	Fixed High-back, reclining	
Seat Covering	Fabric cover	
Seat belts	Driver's seat	3-point Lap/Sash type with ELR
	Assistant's seat	
SRS airbag and pre-tensioner	Driver side	
Sun visor & overhead consoles	Driver & side passenger	
Sleeper berth	ADR 42 Capable	
Multimedia unit	10.1" UXGA capacity touch screen, wireless Apple CarPlay and Android auto compatible, AM/FM+RDS/DAB + radio, Bluetooth 5.0 phone and audio, input for up to 6 cameras, USB 2.0 and 3.0, 2.4 Ghz Wi-Fi enabled	
Automatic climate control	Equipped	
Central & remote door locking	Equipped with Immobiliser	
Power windows	Equipped	
Drivers footrest	Equipped	
Driver's seat back pocket	Equipped	
Centre document tray	Equipped	
Cup holders	Within centre tray & door pockets	
Tool kit & Jack	Equipped	
LED courtesy & reading lights	Equipped	

## INSTRUMENTATION & CONTROLS

<b>Multi Information Display (MID)</b>	<b>Meters &amp; Gauges</b>
Safety feature settings	Speedometer
General information settings	Tachometer
Eco driving	Air Pressure gauges x 2
DPR filter gauge	<b>Dash mounted switches</b>
Cruise control settings	Climate controls
<b>LCD Display</b>	LDWS off
Date & Time	PCS off
Battery warning	VSC off
Drivers seatbelt warning	Headlight leveller
Coolant	Hazard lights
Fuel & AdBlue® gauge	DPR manual regeneration
ODO, trip & hour meters	ECAS height control (Air suspension models)
<b>Steering wheel &amp; Column controls</b>	Heated mirrors
MID setting	Idle up
Cruise control settings	Powered mirror control
Hands free phone	Inter axle & Differential Cross Locks
Lights & Indicator	Brake Sync
Engine brake & wiper washer	

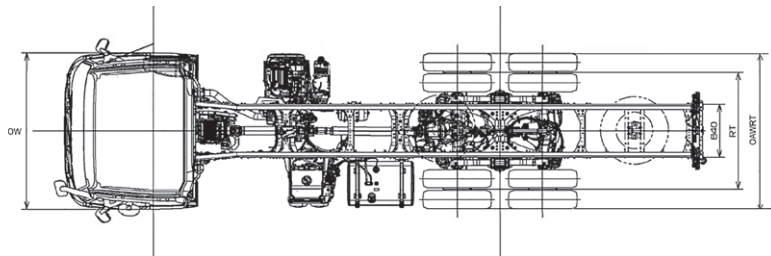
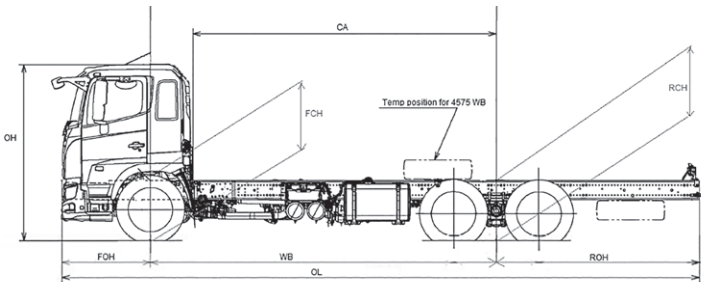
# FS 2636

# 700 Series



## DIMENSIONS – MM/WEIGHTS – KG

Model Description	FS 2636 AMT LEAF 4275	FS 2636 AMT LEAF 6375	FS 2636 AMT AIR 4288	FS 2636 AMT AIR 5488	FS 2636 AMT AIR 6388
Product Code	FS1ALKA-FRCPEAC	FS1AWKA-FRCPEAC	FS1ALKH-FRCPEAC	FS1ASKH-FRCPEAC	FS1AWKH-FRCPEAC
Max Nom Body length (WBx0.6)+CA-80	6,090	9,325	6,192	8,032	9,335
Wheelbase (WB)	4,275	6,375	4,288	5,488	6,388
Overall length (OL)	7,945	11,210	7,935	10,095	11,210
Cab Width (CW)	2,490				
Over All Width Rear Tyres (OAWRT)	2,460				
Overall height (OH)	2,860				
Cab to rear Axle centre (CA)	3,605	5,705	3,620	4,820	5,715
Front Overhang (FOH)	1,410				
Rear Overhang (ROH)	1,960	3,425	1,947	3,197	3,412
Front Chassis Height (FCH)	1,020			1,025	
Rear Chassis Height (RCH)	1,065	1,060	1,055		
Road Clearance	245		240		
Front Track (FT)	2,050				
Rear Track (RT)	1,855				
Turning Circle	Kerb to Kerb	15,800	22,400	15,800	19,600
	Wall to Wall	17,600	24,200	17,600	21,400
Indicative chassis mass—kg (STD tools, 10 litres of fuel, spare tyre & subject to a +/- 3% tolerance)					
Total	7,659	8,097	7,420	7,765	7,850
Front	4,257	4,230	4,212	4,101	4,178
Rear	3,402	3,867	3,208	3,664	3,672
Standard Ratings	GVM	26,000			
	GCM	45,000			



Drawings are for reference only to the table. For specific layouts please refer to the Body Mounting Manual drawings.

## WARRANTY

New vehicle warranty period

Heavy Duty Model	Standard warranty (whichever comes first)	Engine component warranty (whichever comes first)
700 FS 2636	5 years or 600,000km	60 months or 750,000km

Battery warranty – 12 months from date of delivery

\* For conditions, refer to the Hino Parts & Service warranty brochure

Genuine parts or accessories warranty – 3 years unlimited kilometres when fitted by an authorised Hino dealer \*



## DISCLAIMER

Important notice. Hino Trucks are distributed in Australia by Hino Motor Sales Australia Pty Ltd A.C.N. 064 989 724. All efforts have been made to ensure the information contained in this brochure was correct at time of printing or uploading. Hino Motor Sales Australia Pty Ltd reserves the right to alter any details of the specifications & equipment without notice. Hino in so far as it is permitted by law to do so, shall not be liable in any way as a result of any reliance placed by any person on anything contained in this brochure. You should therefore check with your authorised Hino dealer at the time of ordering your motor vehicle to ensure that colour, specifications, equipment, design features & options are available for the vehicle you are ordering. Please note that some options may only be available in combination with others. Authorised Hino dealers will on request provide up to date information on all accessories, design features, prices & availability.