


Forklift crane JIB-S, JIB-M und CRANE



Original of the OPERATING INSTRUCTIONS

Retain for future use.

Manufacturer address

Trading EU Ltd.
Gruckinger Str. 4
D - 85461 Bockhorn

Tel.: +49 (0) 8123 - 989 0 900
Fax: +49 (0) 8123 - 989 0 904
Mail: info@tradingeu.de

Trading EU GmbH, Gruckinger Str. 4, D - 85461 Bockhorn
www.tradingeu.de

Operating instructions

Document number:	10005686 / 10005687 / 10005688
Version:	1.0
Creation date:	01.01.2018
Last change:	
Model:	JIB-S, JIB-M, CRANE
Type designation:	TJCL 45 / FJCS 45 / FJCL 45
Year of manufacture:	

Customer entries

Inventory no:	
Location:	

Storage

The operating instructions must be kept in the responsible technical department. They must always be at hand.

Content

Basic safety instructions	4
Observe the notes in the operating instructions	4
Obligation of the operator.....	4
Obligation of the personnel	4
Hazards when handling the forklift crane	5
Warranty and liability.....	5
Safety instructions.....	6
Explanation of symbols and notes	6
Organizational measures.....	6
Informal security measures	7
Staff training	7
Safety measures during normal operation	7
Maintenance and troubleshooting.....	7
Structural modifications to the forklift crane	7
Cleaning and disposal of the forklift crane	8
Product description.....	8
Intended use	9
Maximum loads:	9
Technical data	11
Load capacity / Weight / Dimensions.....	11
Ambient conditions	11
Structure	12
Transport and commissioning.....	13
Safety during transport of the forklift crane.....	13
Operation	13
Safety instructions.....	13
General safety instructions.....	15
Maintenance.....	15
Safety instructions.....	15
Maintenance plan	16
Repair	16
Troubleshooting.....	16
Decommissioning, storage, disposal	16
Storage conditions	17
Decommissioning	17
Disposal.....	17
Conformity	17

Basic safety instructions

Observe the notes in the operating instructions

The basic prerequisite for the safe handling and trouble-free operation of the forklift crane is knowledge of the basic safety instructions and the safety regulations.

These operating instructions contain the most important information for operating the forklift crane in a safe manner.

These operating instructions, in particular the safety instructions, must be observed by all persons working with the forklift crane.

In addition, the rules and regulations for accident prevention applicable to the respective place of use must be observed.

Obligation of the operator

The operator undertakes to only allow persons to work with the forklift crane who

- are familiar with the basic regulations on occupational safety and accident prevention and have been instructed in the handling of the forklift crane
- have read and understood the safety chapter and the warning notes in these operating instructions and have confirmed this by their signature.

Commitment of the staff

All persons assigned to work with the forklift crane undertake to perform the following actions before starting work:

- to observe the basic regulations on occupational safety and accident prevention,
- to read the safety chapter and the warning notes in these operating instructions and to confirm by their signature that they have understood them.

Dangers in handling the forklift crane

The forklift crane has been built in accordance with the state of the art and recognized safety regulations. Nevertheless, its use may result in danger to the life and limb of the user or third parties or in damage to the forklift crane or other material assets. The forklift crane is only to be used

- for the intended use, see chapter 2.1
- in a safe and secure condition

**Information.**

Malfunctions that may affect safety must be eliminated immediately.

Warranty and liability





In principle, our "General Terms and Conditions of Sale and Delivery" apply. These are available to the operator at the latest since the conclusion of the contract.

Warranty and liability claims for personal injury and property damage are excluded if they are due to one or more of the following causes:

- Improper use of the forklift crane.
- Improper assembly, commissioning, operation and maintenance of the forklift crane.
- Failure to observe the instructions in the operating manual regarding transport, storage, assembly, commissioning, operation and maintenance of the forklift crane.
- Unauthorized structural changes.
- Unauthorized modification of the forklift crane.
- Poor monitoring of parts that are subject to wear.
- Improperly performed repairs.
- Catastrophic events caused by foreign bodies and force majeure.

Safety regulations

Explanation of the symbols and notes

	<p>Warning.</p> <p>This symbol, in conjunction with the signal word "Warning", means a possible imminent danger to the life and health of persons.</p> <p>Failure to follow these instructions may result in serious adverse health effects, including life-threatening injuries.</p>
	<p>Caution.</p> <p>This symbol in connection with the signal word "Caution" means a possibly dangerous situation.</p> <p>Failure to follow these instructions may result in minor injury or damage to property.</p>
	<p>Information.</p> <p>This icon provides you with application tips and particularly useful information.</p> <p>They help you to make the best use of all the functions of your forklift crane.</p>
	<p>Personal protective equipment!</p> <p>To protect against injury, protective gloves must be worn while working with the forklift crane.</p>

Organizational measures

The required personal protective equipment must be provided by the operator.

Persons who are not involved in the operation of the forklift crane must be ordered out of the danger zone of the forklift crane and stay at a safe distance.

Informal security measures

The operating instructions must be kept for future use.

In addition to the operating instructions, the generally applicable and local regulations for accident prevention and environmental protection must be provided and observed.

All safety and danger notices on the forklift crane must be kept in legible condition and renewed if necessary.

Staff training

Only trained and instructed personnel may work with the forklift crane.

Activity	instructed operating personnel	Persons with mechanical training
Operation	X	X
Maintenance	--	X

Legend: X ... allowed -- ... not allowed

Safety measures during normal operation

Do not operate the forklift crane unless you are sure that it is in proper condition.

Check the forklift crane at least once a day for externally visible damage and functionality.

Only operate the forklift crane with sufficient ambient lighting.

It is strictly forbidden to step under suspended loads! The working area must therefore not be entered when the forklift crane is raised!

Maintenance and troubleshooting

Perform prescribed maintenance and inspection work in due time.

Maintenance and troubleshooting only by trained personnel.

Check bolt connections for tight fit.

Structural modifications to the forklift crane

Do **not** make any modifications, additions or conversions to the forklift crane without the manufacturer's approval. Unauthorized modifications to the forklift crane are prohibited.

This also applies to welding on load-bearing parts.

All conversion measures require the written approval of Trading EU GmbH.

Immediately replace parts that are not in perfect condition.

Only use original spare and wear parts.

In the case of externally purchased parts, it cannot be guaranteed that they have been designed and manufactured to withstand the stresses and to meet safety requirements.

Cleaning and disposal of the forklift crane

Properly handle and dispose of used substances and materials in an environmentally friendly manner, in particular

- when working on lubrication systems and equipment
- when cleaning with solvents.

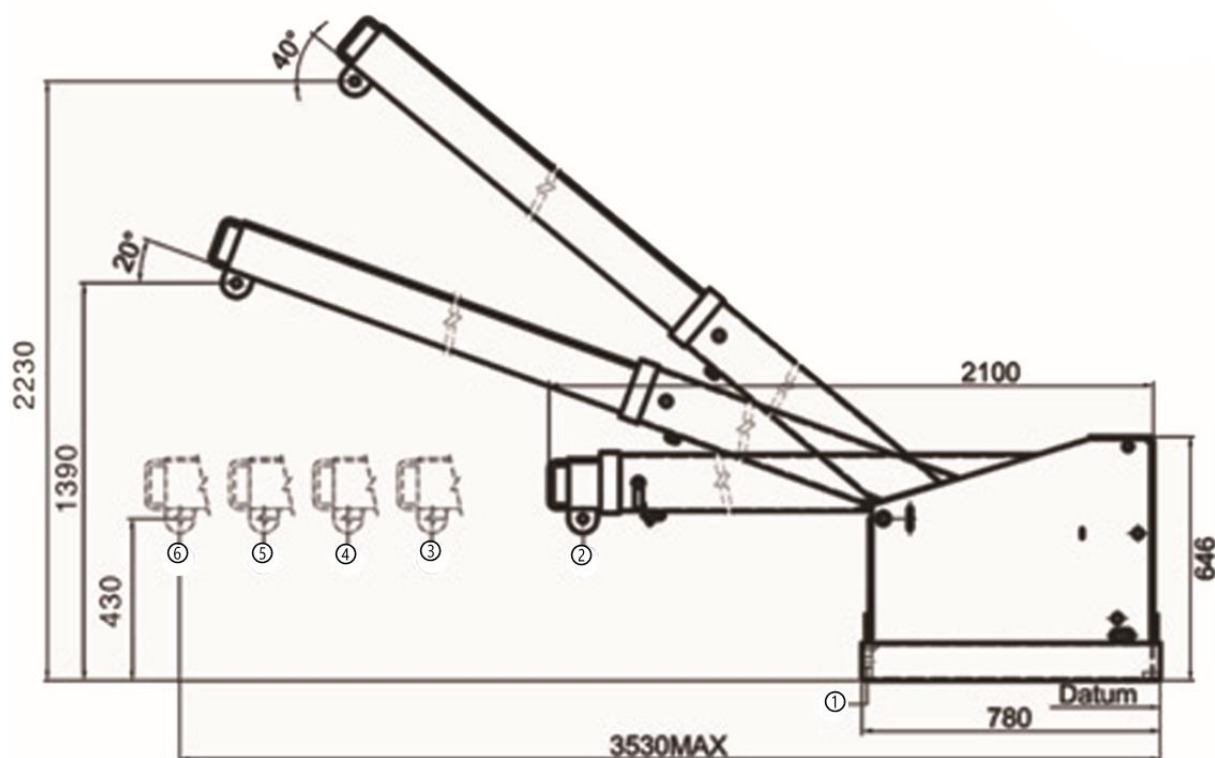
Product description

Intended use

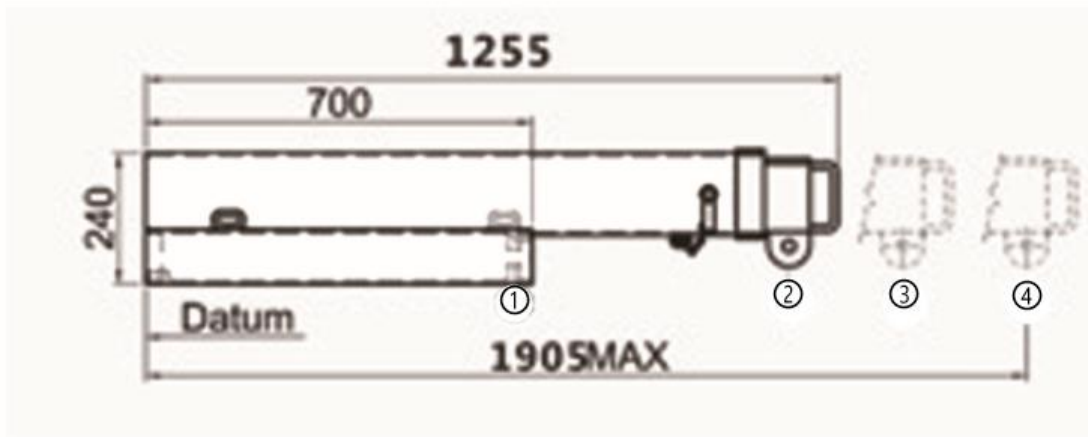
The forklift crane is designed exclusively for lifting loads up to the specified maximum load.

Maximum loads:

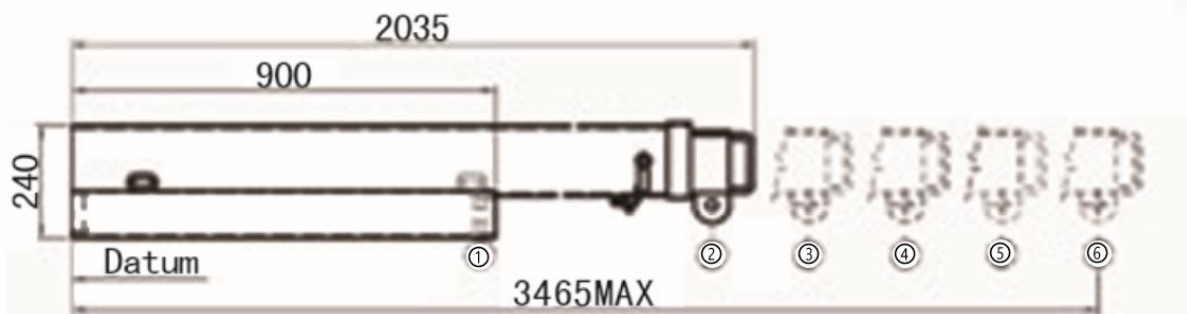
Type	Position - telescopic arm (mm)	Max. Load capacity (Kg)
TJCL 45	① - 770	4500
TJCL 45	② - 2010	1100
TJCL 45	③ - 2390	630
TJCL 45	④ - 2770	470
TJCL 45	⑤ - 3150	300
TJCL 45	⑥ - 3530	150



Type	Position - telescopic arm (mm)	Max. Load capacity (Kg)
FJCS 45	① - 670	4500
FJCS 45	② - 1165	2900
FJCS 45	③ - 1525	1300
FJCS 45	④ - 1905	750



Type	Position - telescopic arm (mm)	Max. Load capacity (Kg)
FJCL 45	① - 870	4500
FJCL 45	② - 1945	1300
FJCL 45	③ - 2325	750
FJCL 45	④ - 2705	560
FJCL 45	⑤ - 3085	380
FJCL 45	⑥ - 3465	200



Any other use or use in excess of the maximum load is considered improper and is misuse of the forklift crane.

Trading EU GmbH shall not be liable for any damage resulting from this.

Technical data

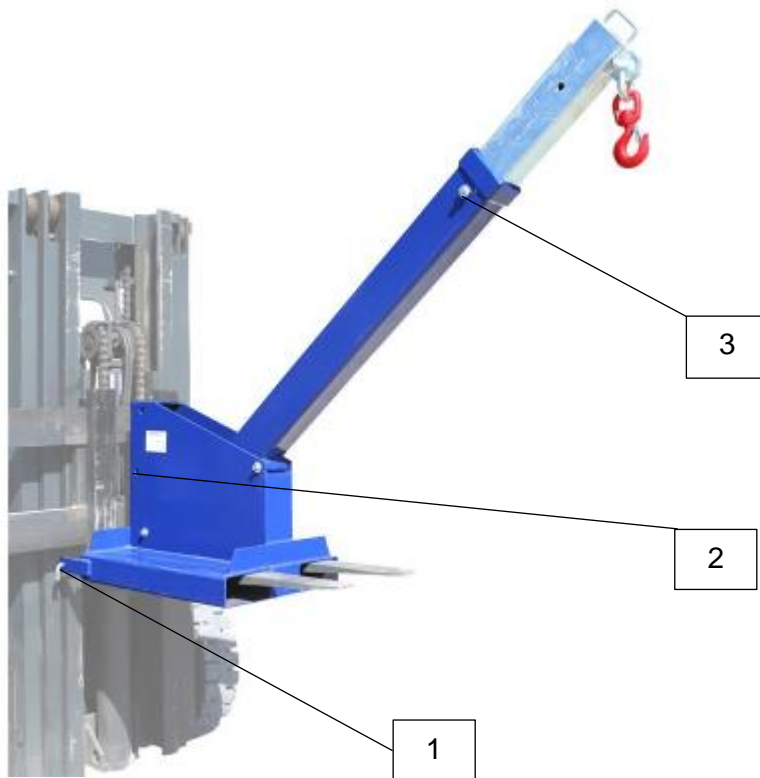
Load capacity / weight / dimensions

Type	Max. Load capacity (kg)	Weight (kg)	Length (mm)	Width (mm) With / without bolt	Height (mm)
TJCL 45	4500	179	2100	566 / 526	646
FJCS 45	4500	99	1255	560 / 520	240
FJCL 45	4500	140	2035	560 / 520	240

Environmental conditions

	Transport and storage	Operation
Humidity	dry, roofed	without condensation


Structure



Pos.	Designation
1	Anti-slip device from the forks of the forklift truck (pins)
2	Height adjustable (three positions) - only for model TJCL 45!
3	Fixation of the telescopic arm position (locking pin)


Transport and commissioning


Safety during transport of the forklift crane

	<p>Caution.</p> <p>Transport of the forklift crane to the place of use!</p> <p>The forklift crane can fall off the transport vehicle or tip over.</p> <p>Crushing of limbs is possible.</p> <p>Only use suitable means of transport with sufficient load-bearing capacity.</p> <p>Observe the weight specifications in the technical data.</p> <p>Observe relevant regulations, e.g. UVV.</p>
---	---


Operation


Safety instructions


	<p>Danger!</p> <p>Danger to persons and operating equipment!</p> <p>Danger of the load falling.</p> <p>Risk of injury or damage to persons or objects in the vicinity.</p>
---	---


	<p>Danger!</p> <p>Danger to persons and the forklift crane!</p> <p>Observe all safety and danger notices on the forklift channel and keep them in complete and legible condition.</p> <p>Do not remove or modify safety devices on the forklift crane.</p> <p>Observe all general and special safety instructions in these operating instructions. Keep the operating instructions within easy reach at the place of use.</p> <p>Refrain from any working method that could compromise safety.</p> <p>Report any damage to the responsible office / person if safety-relevant changes have been made or if the operating behavior of the forklift crane changes.</p>
---	--

	<p>Observe the applicable accident prevention regulations of the employers' liability insurance association.</p> <p>Do not modify the forklift crane without authorization.</p>
--	---

	<p>Danger!</p> <p>Danger to persons!</p> <p>Ensure that the forklift crane is in rust-free condition. Use only on a sufficiently load-bearing surface.</p> <p>Ensure that no person is in the danger zone, only then lift or lower loads.</p>
---	--

	<p>Danger!</p> <p>Danger to life due to suspended load!</p> <p>Do not stand or work under suspended loads.</p> <p>Never exceed the maximum load capacity of the forklift crane.</p> <p>Only use undamaged forklifts with sufficient load-bearing capacity.</p> <p>Properly fasten and secure the load.</p>
---	---

	<p>Warning.</p> <p>Improper operation!</p> <p>Only use the forklift crane for its intended purpose.</p> <p>Check the forklift crane for damage before starting work.</p> <p>Have damage to the forklift crane professionally repaired.</p> <p>Only use the forklift crane when it is in a technically flawless, operationally ready and functionally safe condition.</p>
---	---

	<p>Warning.</p> <p>Improperly performed work!</p> <p>First familiarize yourself with the individual assembly, maintenance and repair instructions, then carry out the work.</p> <p>Reattach detached components and check detachable connections for tight fit.</p> <p>Check all screw connections regularly for tightness.</p>
---	--

**Personal protective equipment!**

To protect against injury, protective gloves and safety shoes must be worn while working with the forklift crane.

General safety instructions

The load center of gravity and the maximum load capacity of the forklift must always be considered before loads may be lifted with the forklift crane.

Insert the forks of the forklift into the fork pockets on the forklift crane.

To prevent the forklift crane from slipping off the forklift tines, the forklift crane must be secured with the bolts provided for this purpose so that it can no longer slip.

Make sure that the bolts are properly secured again after adjusting the telescopic arm.

There must be no obstacles in the lifting range of the forklift crane. A sufficient distance must be maintained.

It is forbidden to perform work with the forklift crane closer than three meters to overhead electric lines.

The operator of the forklift crane must work in such a way that she does not endanger herself or other persons.

Climbing on the crane is prohibited.

Loads may only be attached and transported at the eyelets provided for this purpose.

Shelf operation with the forklift crane is prohibited.

When the forklift crane is raised, the forklift operator is prohibited from leaving the operator's seat of the forklift.

It must be ensured that perfect communication between the forklift operator and the person at the forklift crane is guaranteed at all times.

Before mounting the forklift crane, it must be ensured that the forklift can be used as intended.

In case of doubt, the stability of the forklift must be verified by an expert before the forklift crane is attached and put into operation.

The condition of the forklift crane must be checked before each use and it must be put into proper condition if necessary.

Maintenance

Safety instructions

**Danger!**

Observe the safety instructions!

Observe the safety instructions in the "Operation" chapter.

Maintenance plan

The maintenance schedule lists the work to be performed on a regular basis.

Maintenance frequency	Maintenance point
Annual	Check the forklift crane for damage; Repair corrosion spots with suitable measures; Visually inspect the weld seams
before each use	Check securing devices (including damage to bolt connections, welds, operating instructions legibly present on the forklift crane).

Repair

In order to keep the forklift crane running smoothly and in accordance with its intended use, maintenance or servicing work is necessary or unavoidable.

In order to protect the operating safety of the forklift crane, as well as the personnel and the environment from unforeseeable hazards, it is recommended to use original wear or spare parts and authorized accessories.

Contact Trading EU GmbH to order spare parts.

Troubleshooting

**Danger!**

Observe the safety instructions!

Observe the safety instructions in the "Operation" chapter.

Defects and malfunctions found must be reported immediately to the supervisor and must be rectified accordingly by a competent person.

Decommissioning, storage, disposal

Decommissioning, storage and disposal are among the extremely infrequent operations to be performed.

Storage conditions

If you take the forklift crane out of operation for a longer period of time, maintain the ambient conditions as described on p. 10.

Decommissioning

Clean the forklift crane and cover it with a tarpaulin for protection against dust and moisture.

Disposal

Pay attention to environmental compatibility, health risks, disposal regulations and your local options for proper disposal. For more information, contact your county waste management office.

Separate metals, non-metals, composites and auxiliary materials by type and dispose of them in an environmentally sound manner.