


6L80-CFR


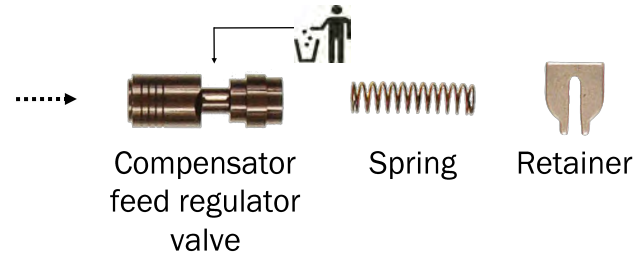
Compensator Feed Regulator Valve
Fits 2006-on 6L45, 6L50, 6L80, 6L90

Corrects/Prevents/Reduces:

Harsh shifts — Coast downshift clunks — Soft or flare upshifts — No or delayed engagement



1. Remove and discard the original compensator feed regulator valve, keeping the spring and retainer for later.



2. Clean the bore thoroughly. Then try the valve by itself in the bore first to ensure it is moving freely. Install **new compensator feed regulator valve**, original spring, and retainer.

