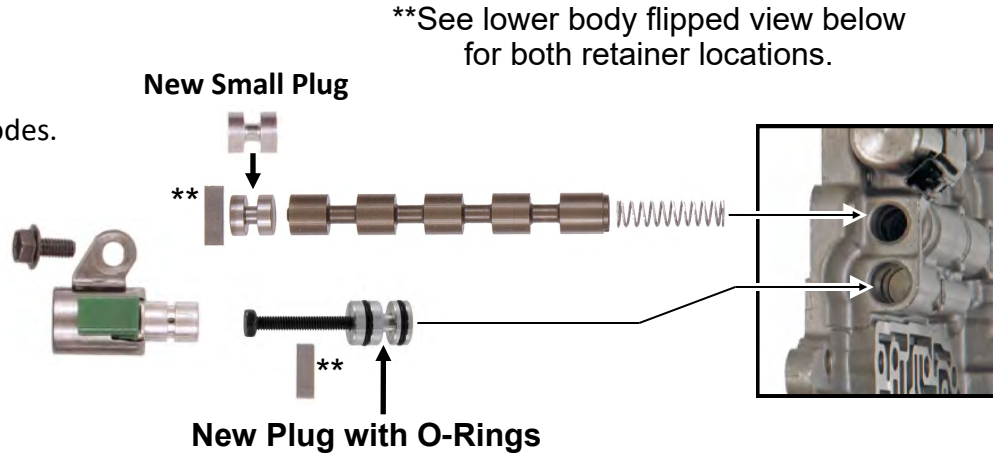





960-VB-PLGS

Fits A960, A760, A761, AB60

New plugs fix worn end plugs that can cause solenoid performance codes.

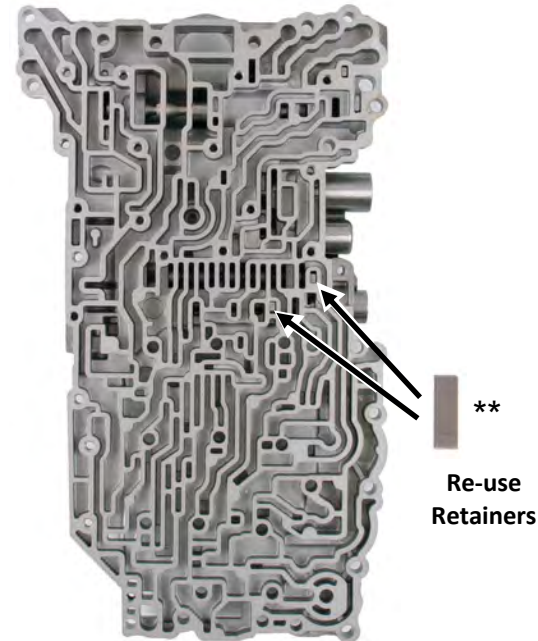


1. Lower Body



Install **both** o-rings into grooves on **each end** of new plug as shown and lubricate them generously. Using the supplied bolt as a handle, wiggle the new plug as each o-ring **enters a partition**. Do not force the plug! Wiggle and push slightly as you go until the new plug bottoms in the bore. Remove the bolt and install the retainers as shown into the groove in the middle of the plug.

Lower Body Flipped



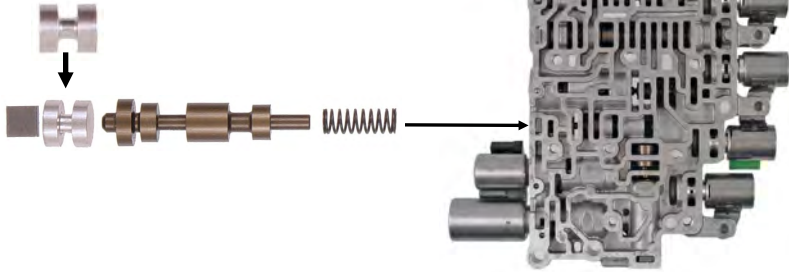
Replacement end plugs fix leaks in the critical areas.

- Plug With O-Rings Qty (1)
- Large Plug: Qty (2)
- Small Plug: Qty (4)



2. Solenoid Body

New Large Plug



3. Upper Body Channel



New Small Plug



4. Upper Body

New Small Plug



New Large Plug



New Small Plug

