

Mesh

by

T U R F



Mesh

GROOVY & HELICAL

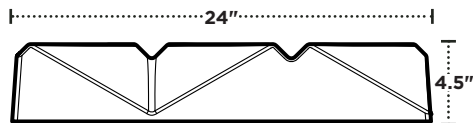
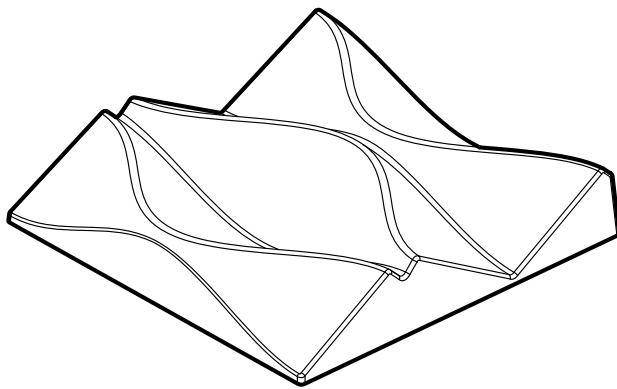
The Mesh Ceiling System is a drop ceiling product series that transforms interiors through both cutting edge aesthetics and acoustical performance. Made to magnetically snap to the underside of a tee grid, Pyramid can be attached directly under preexisting tiles while also obscuring the tee grid itself; this is where collaboration yields brilliance.

Tile

1

PERSPECTIVE

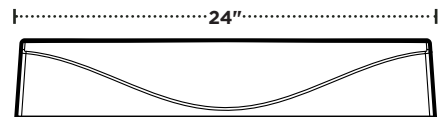
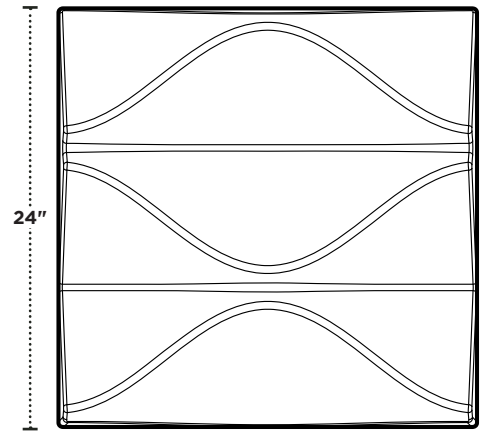
Mesh is a one tile system that can be mirrored or repeated to yield a variety of complex patterns.



2

PLAN VIEW

Mesh is designed to fully obscure the tee grid from below. Its design creates a subtly complex pattern through form and shadow.



3

SIDE ELEVATION

Dropping a **maximum of 4.5"** below **the ceiling grid height** allows Mesh to transform any environment without obstructing clearance heights of standard offices.

4

FRONT ELEVATION

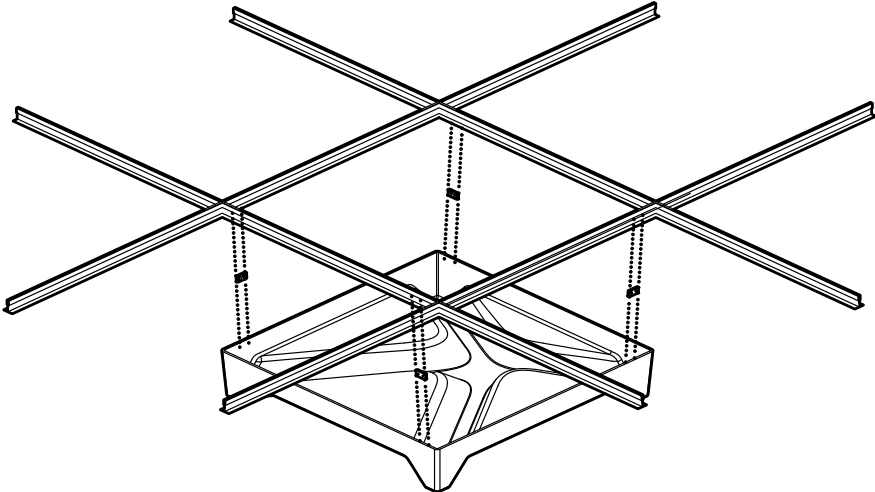
The magnets on the interior edges of each corner allow for a quick installation directly to the underside of any tee grid system.

Assembly

1

EXPLODED AXON

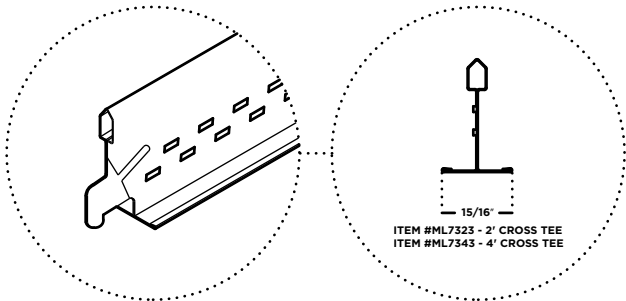
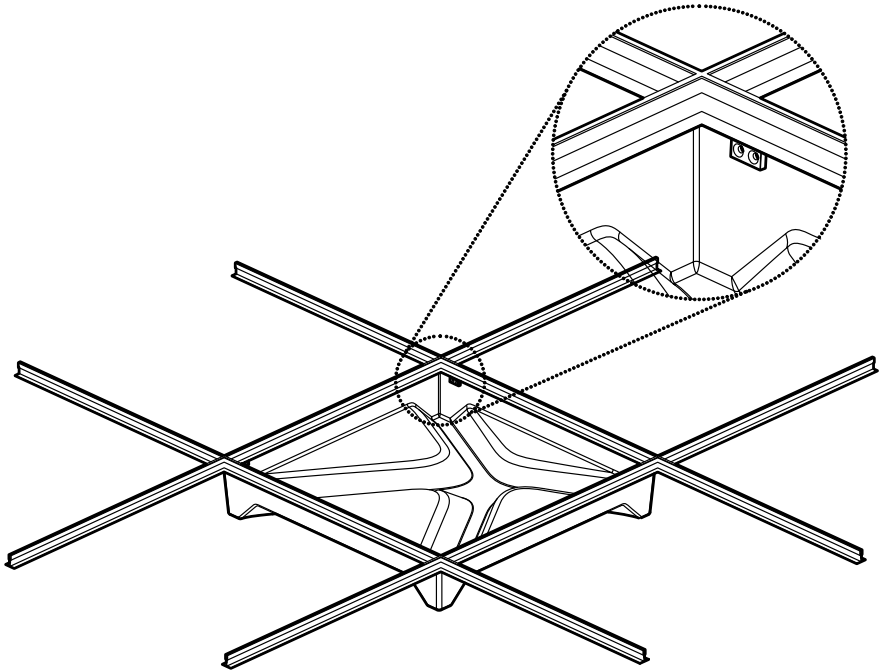
The Mesh tile has embedded magnets that snap directly to the underside of any standard drop ceiling system.



2

DETAIL

This connection detail makes installation a breeze while also obscuring the tee grid from below.



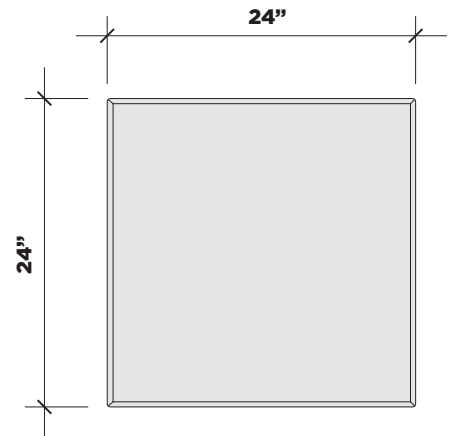
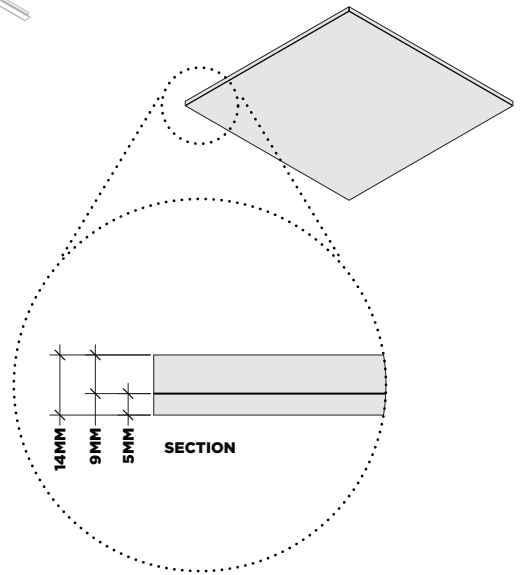
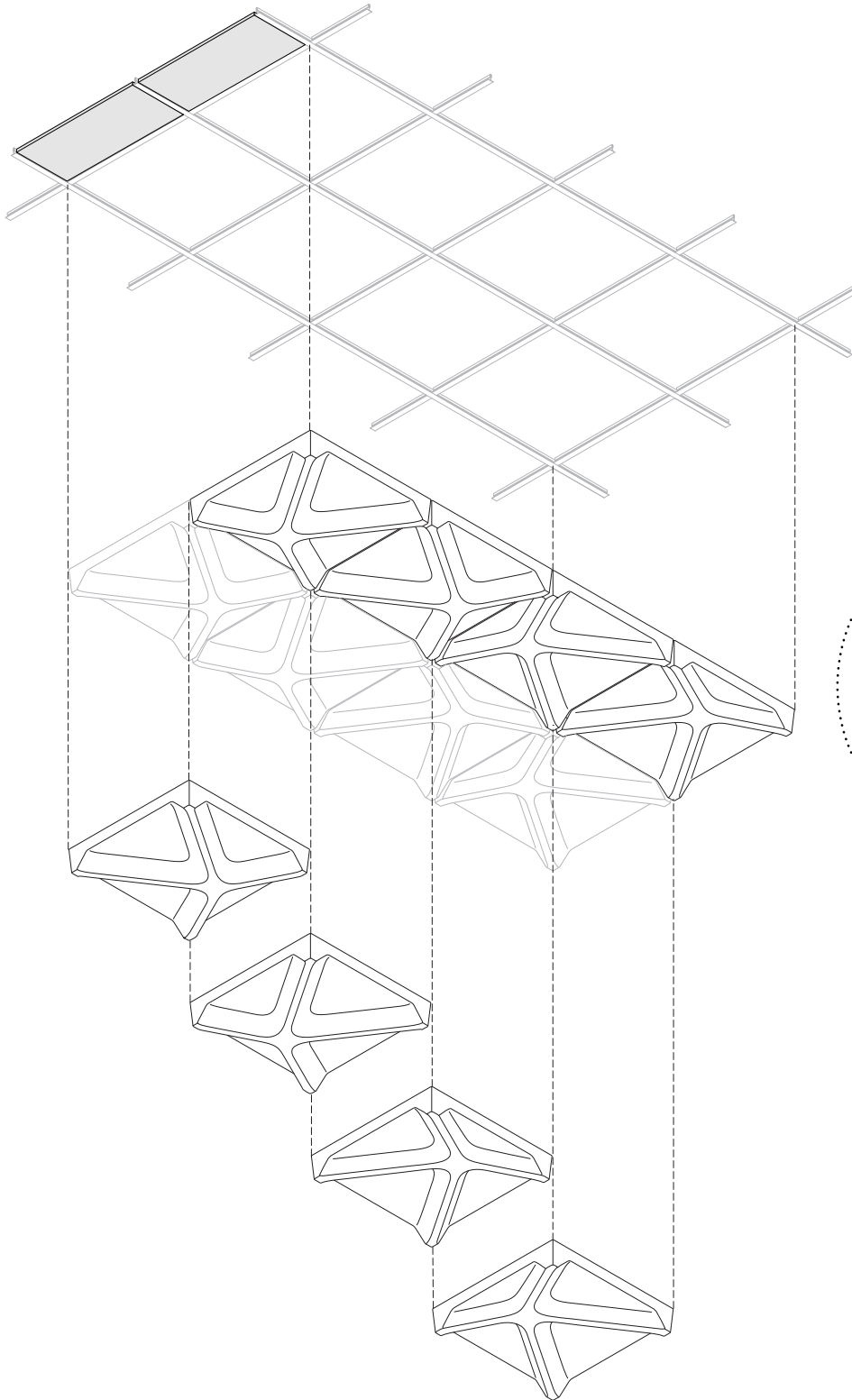
3

TEE GRID OPTIONS

Compatible tee grid options: Tiles snap onto both 9/16" and 15/16" flat standard tee grid drop ceiling grids.

Infill Tile

Fill tiles can be used where field cutting is required to accommodate obstructions. These are recommended for use at the perimeters of an array if the grid opening is smaller than 24x24". Fill tiles act like traditional lay-in ACT tiles and do not cover the grid in the same manner. Magnets can be added to the fill tiles upon request to conceal the grid. Please note that fill tiles cannot bear additional weight.



Fill tiles in matching color for areas that require partial or cut tiles are available. Fill tiles act like traditional lay-in ACT tiles; magnets available upon request to conceal the grid.

Specifications

PRODUCT NAME	Mesh Ceiling Tile
CONTENT	Up to 60% Recycled Polyester Felt
FELT THICKNESS	5mm
PANEL THICKNESS	Varies
SMALLEST SIZE	24" x 24" x 4.5"
MAXIMUM SIZE	24" x 24" x 4.5"
EDGE OPTIONS	Exposed Felt
COMPONENTS	Felt tile + four magnetic connections with steel clips and adhesive covers.
DURABILITY	Contract
MAINTENANCE	Vacuum occasionally to remove any particulate matter and air-borne debris or dust. Compressed air can be used to dust the material in difficult to reach areas for large assemblies.
LEAD TIME	Shipped in twelve to eighteen (12-18) weeks.
ENVIRONMENTAL	5mm PET felt board is made from up to 60% recycled polyester plastic. TURF is pursuing product transparency for LEED V4 MR Credit 4 Option 1, and MR Credit 3 Option 2 for recycled content.
VARIATION	PET Felt uses a traditional 'felting' process to create its panels. This often results in a pleasing heathered effect, where tones are present in the fiber. Slight and consistent variations in color should be expected when using this sustainable material.
ACCOUSTICS	ASTM C423-17: NRC = 1.0 (Mesh Standard Ceiling Tiles) Type E-400 Mounting: 400 mm from panel surface to test surface to resemble suspended grid ceiling.
VOC	ASTM D 5116 Compliant
FIRE RATING	Product made from Class A PET felt material tested under ASTM E-84.


5MM Felt Colors




M04 PUMICE




M05 TALC



M06 CARBON



M07 ONYX



M01 SANDSTONE



M48 TRAVERTINE

PET Felt uses a traditional 'felting' process to create its panels. This often results in a pleasing heathered effect, where multiple tones are present in the fiber. Slight and consistent variations in color should be expected when using this sustainable material.