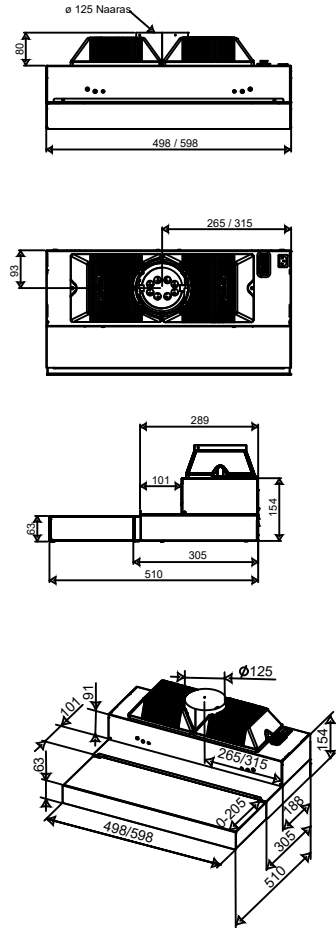
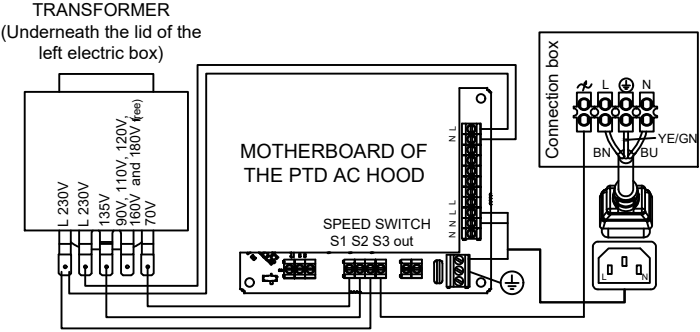


VALLOX DELICO PTD AC

DIMENSIONS



EXTERNAL CONNECTIONS



DESCRIPTION OF OPERATION

Vallox Delico PTD AC

- The cooker hood is equipped with a retractable steam collection part, a grease filter, and a LED lamp, whose efficiency can be adjusted.
- The cooker hood has a three-speed fan speed adjustment for AC fans (max 340 W). The 0 position can be activated in connection to setup. Control voltages can be pre-selected from eight options.
- The cooker hood is equipped with a timer damper that can be adjusted to be open for 45 - 120 minutes. Damper timer can be turned off. Speed 3 of the fan control is activated when the damper is opened. The speed can then be changed.
- The minimum air flow of the cooker hood can be measured and adjusted.
- When the alarm of the temperature guard function is activated, the working and signal lights will flash, the damper will be closed and the fan will be switched to the 0 position when the temperature of the cooker hood exceeds 60°C or the temperature increases by more than 8°C a minute. The alarm is acknowledged by pressing any key.
- If the cooker hood is only used to control the fan used for the removal of cooking smells, a damper that opens automatically when the fan is started and post-operation for reducing the formation of condensing water in the extract air duct can be activated for the cooker hood. During post-operation, the fan will operate at the minimum speed for 15 minutes, after which the fan will be turned off and the damper will close.

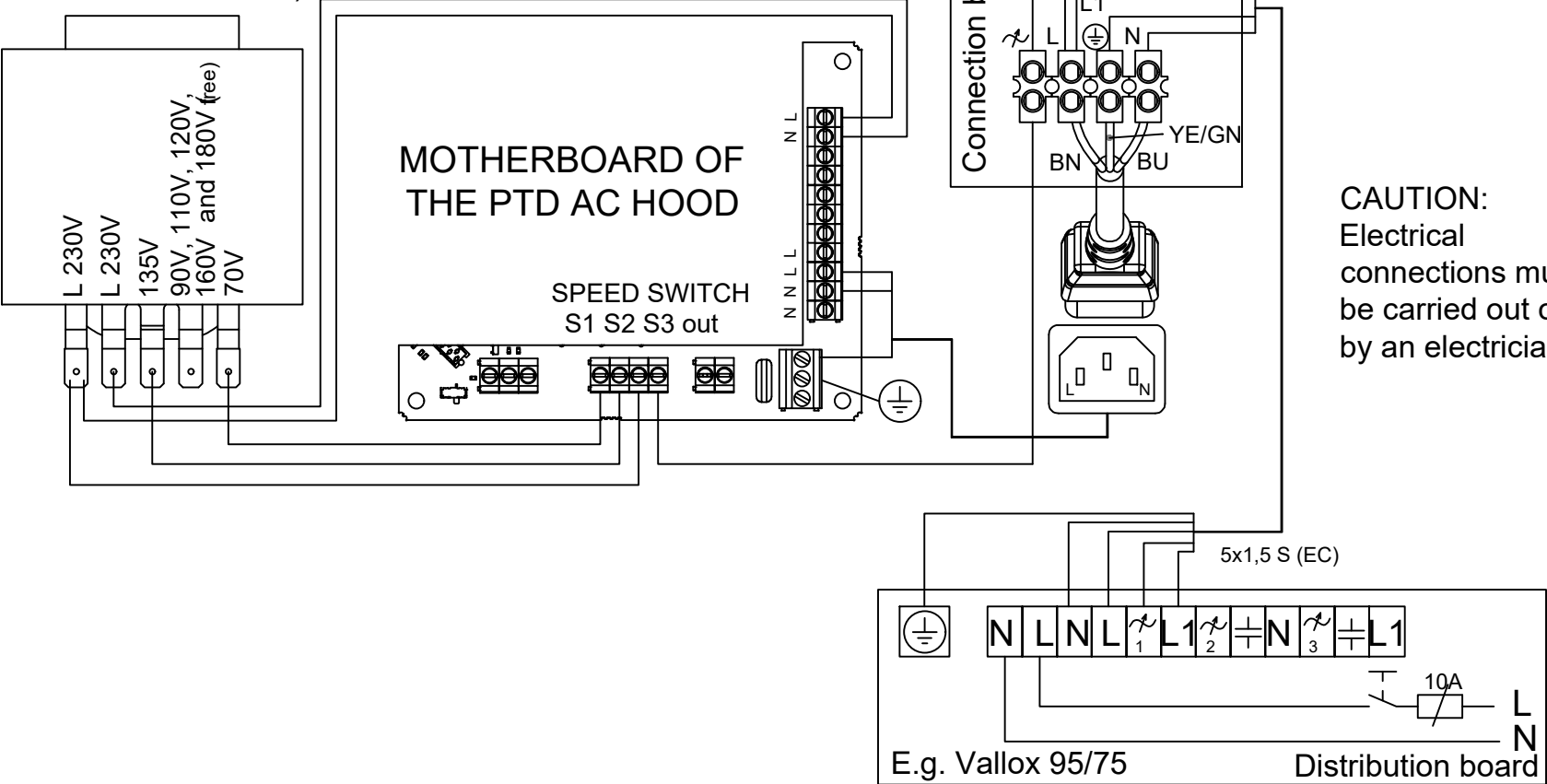
PRODUCT NUMBERS

Model	Width	Color	Product number	HVAC-number	Electrical number
PTD AC	500	White	2153800	7911299	8503617
PTD AC	600	White	2153900	7911300	8503618
PTD AC	500	Black	2154000	7911301	8503619
PTD AC	600	Black	2154100	7911303	8503620

Revision	Date	Drawer	Change	VALLOX		Target Customer Addr1 Addr2		DESCRIPTION AND CONNECTION			
								Vallox Delico PTD AC			
				Drawer Person1	Designer Person1	Project number 001	Date PVM.	Revision ...	Drawing number 001	Page 02 /06	

VALLOX DELICO PTD AC
EXTERNAL ELECTRICAL CONNECTION TO THE VENTILATION UNIT

TRANSFORMER
(Underneath the lid of
the left electric box)

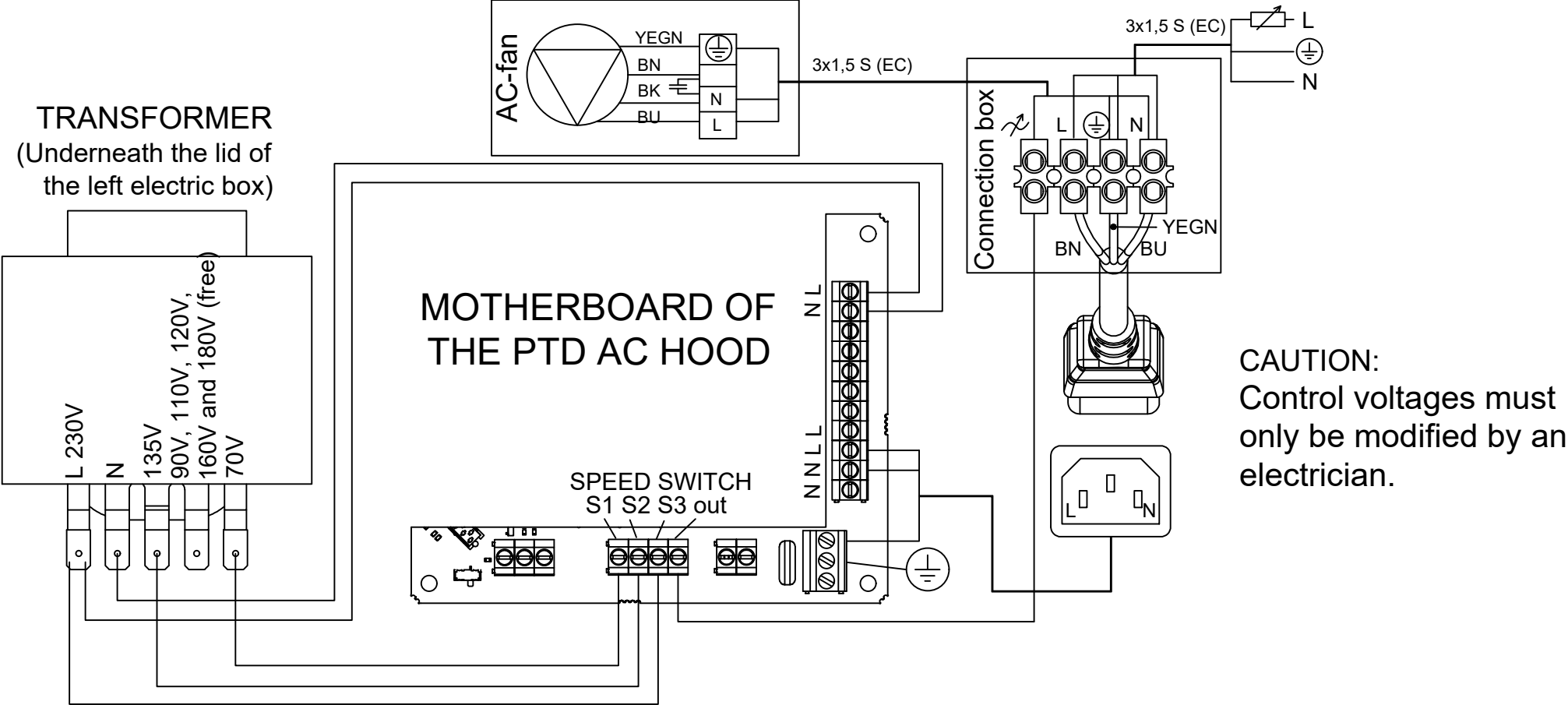


CAUTION:
Electrical
connections must
be carried out only
by an electrician.

(EC = Electrical Constructor)

Revision	Date	Drawer	Change	VALLOX		Target Customer Addr1 Addr2		DESCRIPTION AND CONNECTION Vallox Delico PTD AC				
Drawer Person1				Designer Person1		Project number 001		Date PVM.	Revision ...	Drawing number 001		Page 02 /03

VALLOX DELICO PTD AC
EXTERNAL ELECTRICAL CONNECTION TO A ROOF FAN



(EC = Electrical Constructor)

Revision	Date	Drawer	Change	VALLOX		Target Customer Addr1 Addr2		DESCRIPTION AND CONNECTION				
								Vallox Delico PTD AC				
								Drawer Person1	Designer Person1	Project number 001	Date PVM.	Revision ...
								Drawing number 001	Page 03 /03			