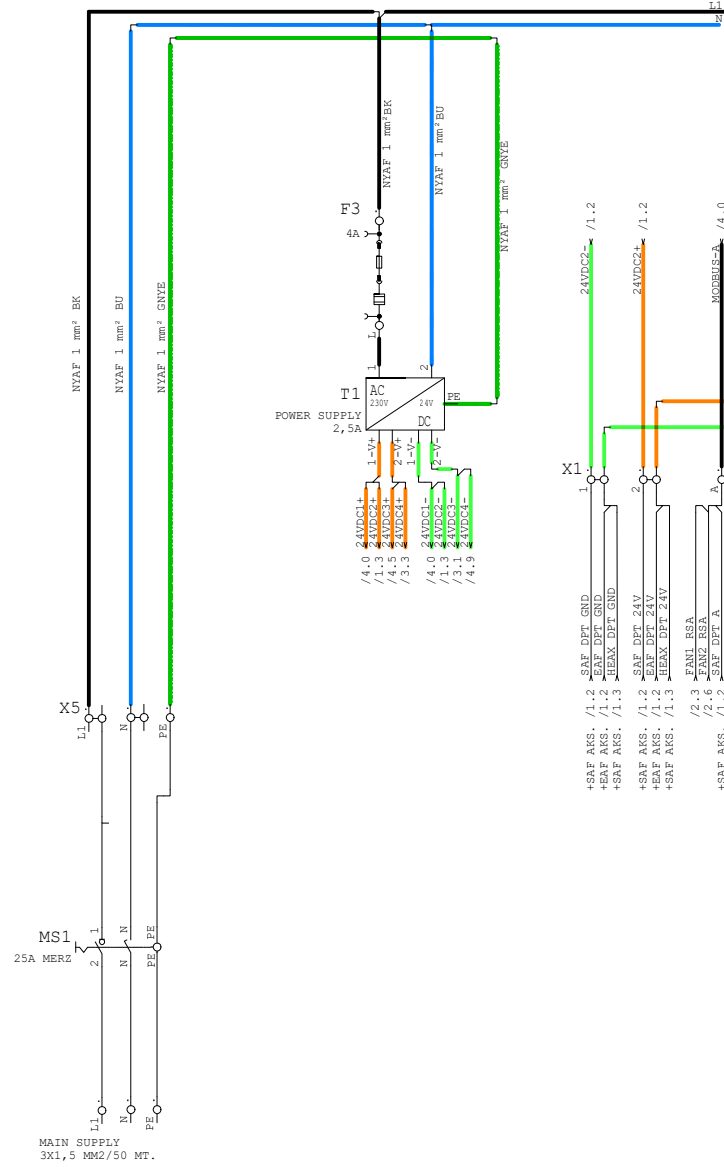


Unit Type:  
Project Unit Type:  
Project: VALLOX-TX350  
Order Number:  
Project Name  
Manufacturing Date: 29.01.26

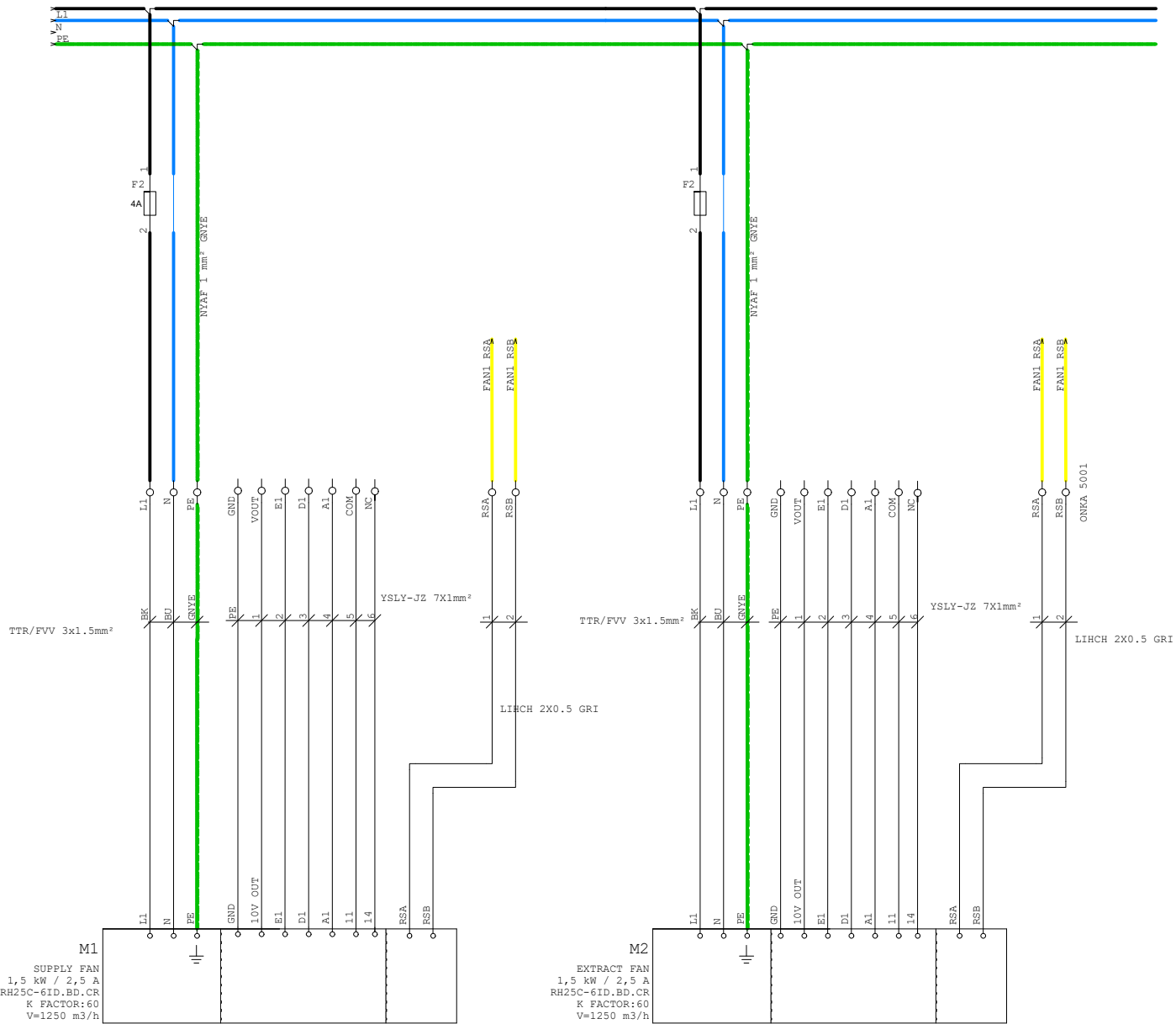


- 1 SAF DFT GND /1.2 24VDC2- /1.2
- 2 SAF DFT 24V /1.2 24VDC24 /1.2
- 3 FAN1 RSA /2.3
- 4 SAF DFT A /2.6
- 5 SAF DFT B /2.6
- 6 SAF DFT A /2.6
- 7 SAF DFT B /2.6
- 8 ODA DAMPER-GND /1.6
- 9 ODA DAMPER-24V /1.6
- 10 EHA DAMPER-24V /1.5
- 11 PREHEATER-0-10V /4.0
- 12 PREHEATER-GND /4.0
- 13 AFT HEAT COIL 24VDC- /4.1
- 14 CO2 VALVE 24VDC- /4.2
- 15 SUP. PRES. 24VDC- /4.2
- 16 SUP. PRES. 24VDC- /4.2
- 17 AFT HEAT COIL 24VDC+ /4.1
- 18 COOL. VALVE 24VDC+ /4.1
- 19 CO2 24VDC+ /4.2
- 20 SUP. PRES. 24VDC+ /4.2
- 21 SUP. PRES. 24VDC+ /4.2
- 22 SUP. PRES. 24VDC+ /4.2
- 23 SUP. PRES. 24VDC+ /4.2
- 24 SUP. PRES. 24VDC+ /4.2
- 25 SUP. PRES. 24VDC+ /4.2
- 26 SUP. PRES. 24VDC+ /4.2
- 27 TIME SWITCH /4.6
- 28 TIME SWITCH /4.6
- 29 M15-59 /4.8
- 30 M15-60 /4.8
- 31 FAN0-39 /4.4
- 32 FAN-GND /4.4
- 33 RELAY6-20 /4.9
- 34 RELAY6-20 /4.9

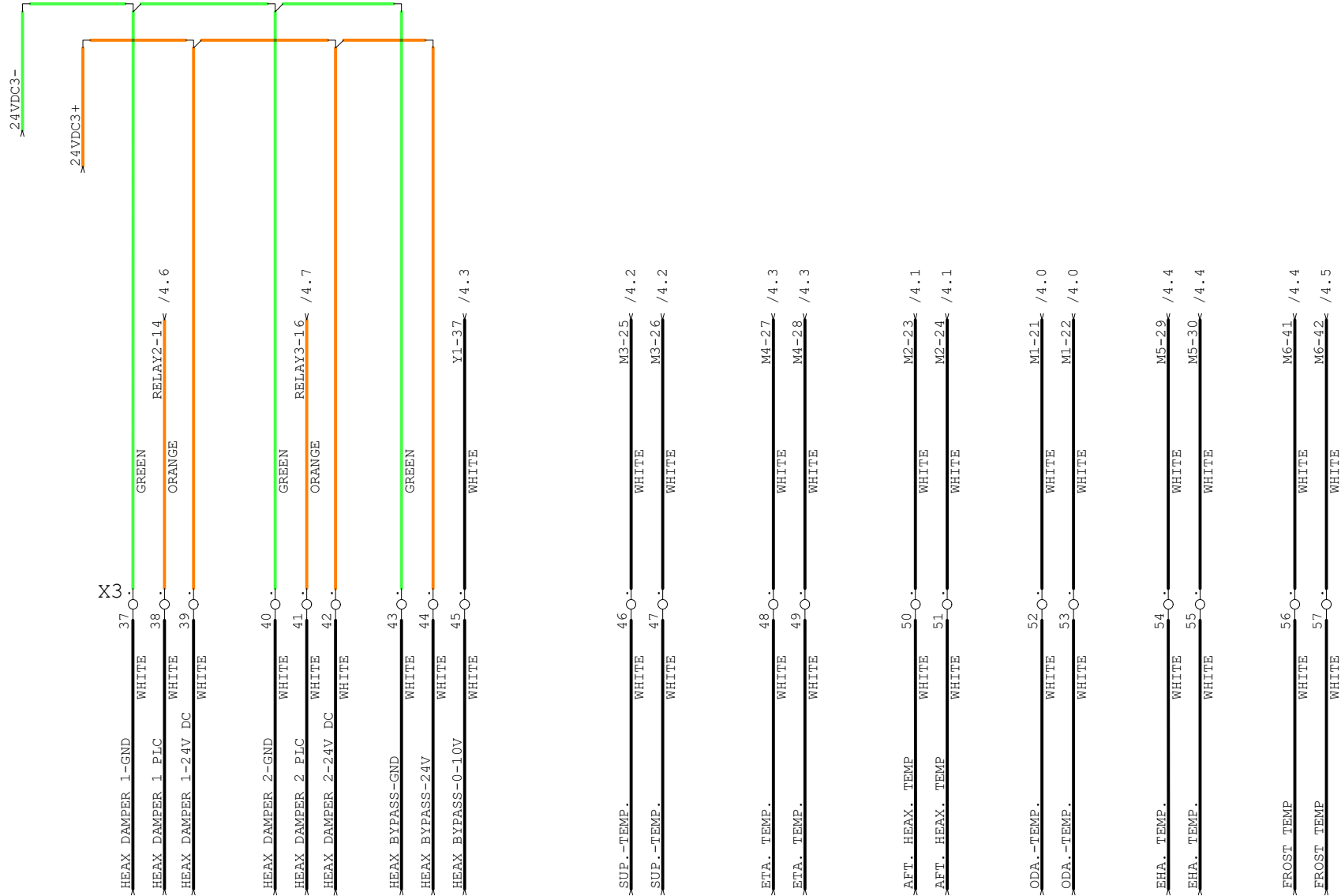
NAME	DATE	SIGNATURE	TITLE
DRAWN BY			
CHECKED			
APPROVED			

TX350 WIRING DIAGRAM

WIRING DIAGRAM NO	REVISION NO	REVISION DATE	REVISION NOTES



				TITLE				
DRAWN BY	NAME	DATE	SIGNATURE		TX350 WIRING DIAGRAM			
CHECKED								
APPROVED								
					WIRING DIAGRAM NO			
					REVISION NO	REVISION DATE	REVISION NOTES	


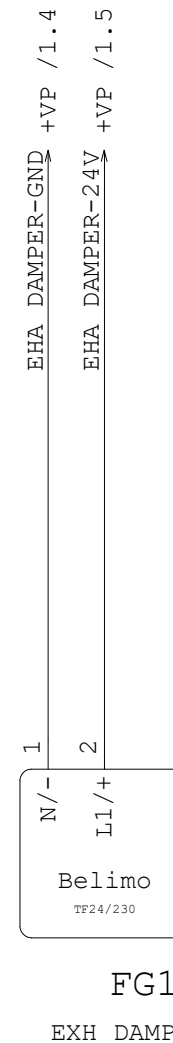
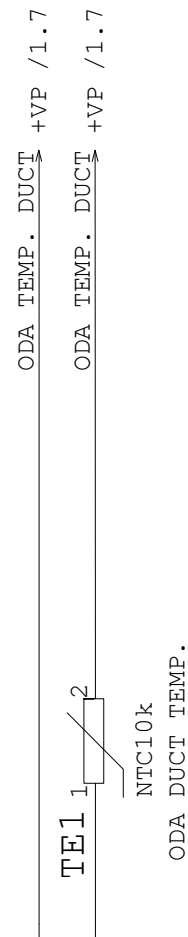

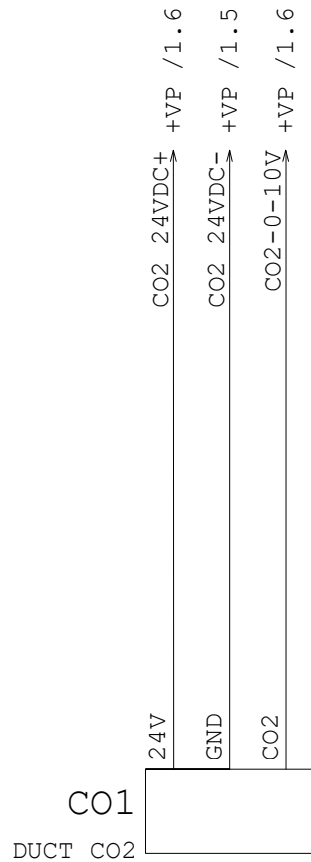
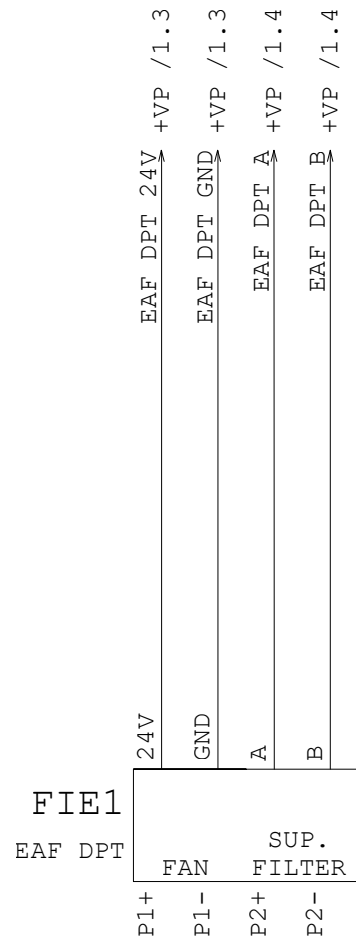


	NAME	DATE	SIGNATURE	TITLE
DRAWN BY				TX350 WIRING DIAGRAM
CHECKED				
APPROVED				

ALL RIGHTS OF THIS DOCUMENT BELONG TO AERA. COPYING OR REPRODUCING IS NOT ALLOWED WITHOUT WRITTEN PERMISSION.

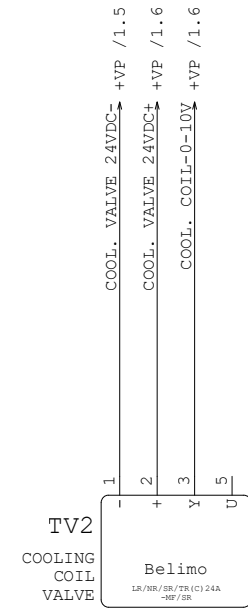

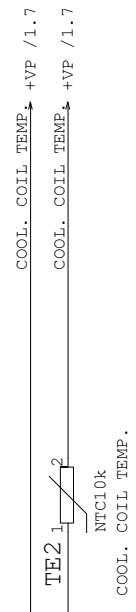
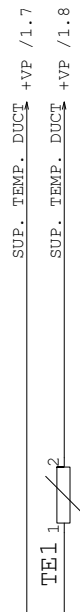
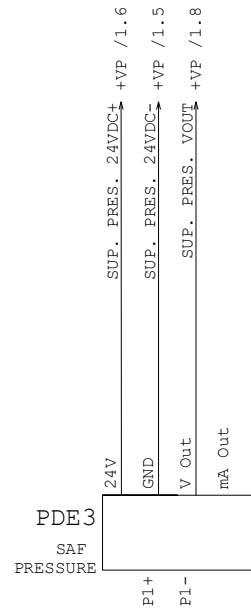
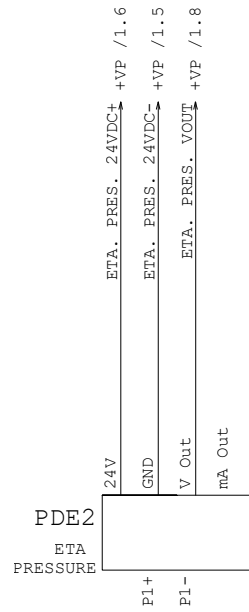
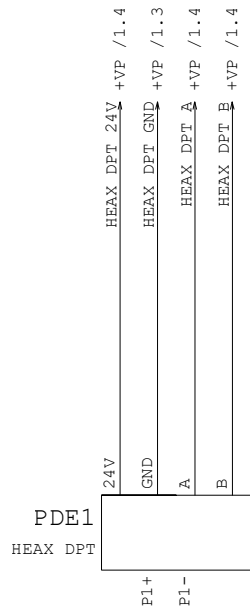

WIRING DIAGRAM NO	REVISION NO	REVISION DATE	REVISION NOTES





	NAME	DATE	SIGNATURE	TITLE
DRAWN BY				
CHECKED				
APPROVED				

TX350 WIRING DIAGRAM		
WIRING DIAGRAM NO		
REVISION NO	REVISION DATE	REVISION NOTES



NAME	DATE	SIGNATURE	TITLE
DRAWN BY			TX350 WIRING DIAGRAM
CHECKED			
APPROVED			

WIRING DIAGRAM NO	REVISION NO	REVISION DATE	REVISION NOTES