

# STOCK CHAIN GUIDE

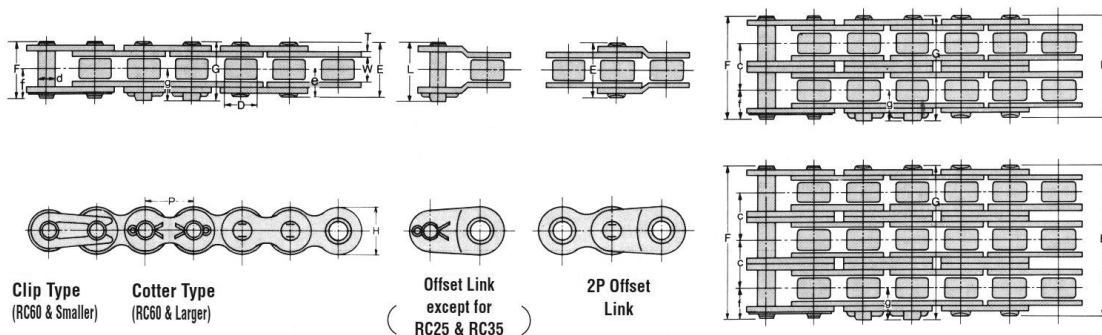


We are stocking **RC35 – RC80** riveted chain, including connecting links and half links in our Appleton RDC.

## Dimensions

Unit (inch)

Chain No.		Pitch P	Roller Link Width W	Roller (Bush) Dia. D	Pin							Transverse Pitch C	Plate		JIS Min. Tensile Strength lbs	DID Min. Tensile Strength lbs	DID Avg. Tensile Strength lbs	DID Max. Allowable Load lbs	Approx. Weight (lbs/ft)	No. of Links per Unit
DID	ANSI				d	E	F	G	L	f	g		T	H						
*RC25	25	0.250	0.125	0.130	0.091	0.307	0.335	—	—	0.185	—	0.252	0.028	0.232	785	814	990	165	0.09	480
*RC35	35	0.375	0.188	0.200	0.141	0.472	0.516	—	—	0.287	—	0.398	0.049	0.354	1773	1980	2530	484	0.21	320
RC41	41	0.500	0.251	0.306	0.141	0.539	0.575	—	0.602	0.311	—	—	0.047	0.378	1503	1980	2420	528	0.26	240
RC40	40	0.500	0.313	0.312	0.156	0.650	0.693	—	0.760	0.374	—	0.567	0.059	0.472	3095	3520	4290	836	0.42	240
RC50	50	0.625	0.375	0.400	0.200	0.799	0.862	—	0.909	0.457	—	0.713	0.079	0.591	4891	5940	6930	1540	0.71	192
RC60	60	0.750	0.500	0.469	0.235	1.000	1.059	1.098	1.181	0.563	0.594	0.898	0.094	0.713	6978	7920	9900	2090	0.97	160
RC80	80	1.000	0.625	0.625	0.313	1.283	—	1.394	1.433	—	0.748	1.154	0.126	0.945	12474	16060	17600	3300	1.71	120
RC100	100	1.250	0.750	0.750	0.376	1.555	—	1.673	1.713	—	0.898	1.409	0.157	1.177	19450	24200	26620	5060	2.54	96
RC120	120	1.500	1.000	0.875	0.437	1.957	—	2.087	2.130	—	1.110	1.787	0.189	1.413	27953	33000	37400	6820	3.68	80
RC140	140	1.750	1.000	1.000	0.500	2.110	—	2.299	2.346	—	1.244	1.925	0.220	1.650	37913	43340	48400	9020	4.77	68
RC160	160	2.000	1.250	1.125	0.563	2.504	—	2.685	2.744	—	1.433	2.303	0.252	1.882	49892	55000	60500	11880	6.58	60
RC180	180	2.250	1.406	1.406	0.687	2.815	—	3.043	3.122	—	1.630	2.591	0.280	2.118	—	74800	81400	13860	8.52	54
RC200	200	2.500	1.500	1.562	0.781	3.067	—	3.346	3.437	—	1.807	2.819	0.315	2.362	77845	96800	105600	16500	11.06	48
RC240	240	3.000	1.875	1.875	0.937	3.748	—	4.051	4.150	—	2.189	3.457	0.374	2.815	112259	139700	154000	22220	15.62	40



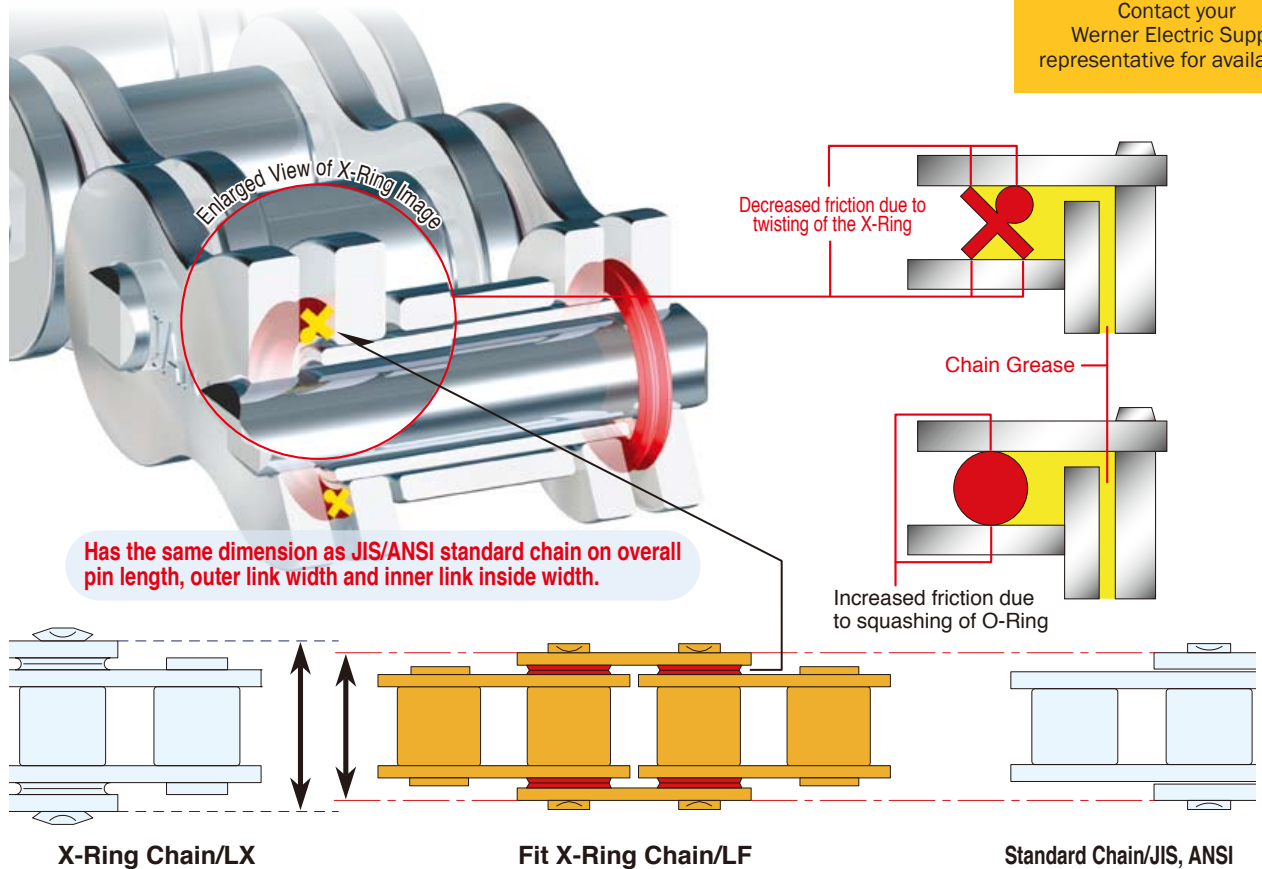
# D.I.D. Fit X-Ring Chain

## ULTIMATE LIFE CHAIN SERIES

(DID 40LF, 50LF, 60LF)

**Factory Stock**

Contact your  
Werner Electric Supply  
representative for availability.



## Proudly Introducing New Fit X-Ring Chain

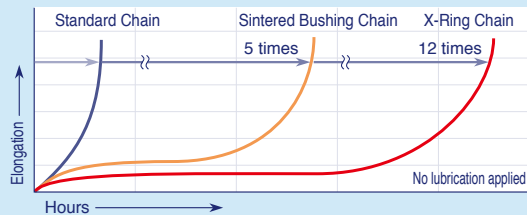
JIS/ANSI standard guide rail and commercially available chain cover can be used without modification.

### • THE GREATEST WEAR LIFE

Patented X-Ring's outstanding grease sealing performance doubles the wear life of conventional sintered bushing chain.

### • THE GREATEST COST SAVING CHAIN EVER

Increased savings in operational and maintenance costs by increasing the chain life



**WERNER**  
ELECTRIC SUPPLY