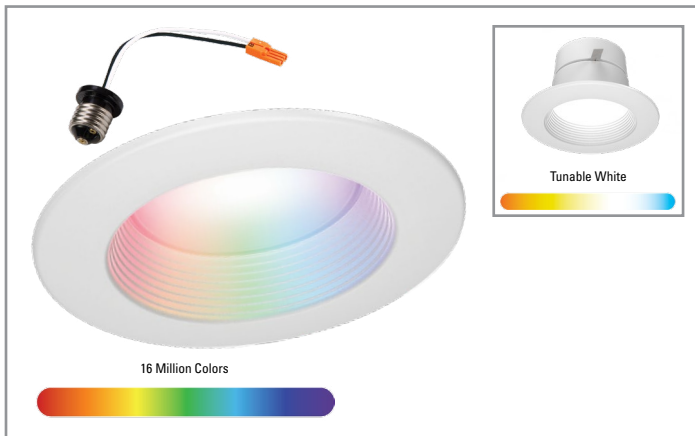


Project		Catalog #		Type	
Prepared by		Notes		Date	



HALO | WiZ PRO

RL4 | Smart Wi-Fi® LED Downlight

4-inch All-purpose full color & tunable white LED retrofit downlight with smart control from WiZ PRO

Typical Applications

Residential

Interactive Menu

- Order Information page 2
- Product Warranty page 2
- Product Specifications page 3
- Photometric Data page 4
- Energy & Performance Data page 4

Top Product Features

- Smart Wi-Fi downlight with white tuning (2200K - 6500K) + 16 million colors + wireless dimming all via the WiZ App
- Configure and control lighting quickly with the WiZ App over Wi-Fi
- Pro Installers can use the WiZ Pro Setup App to manage multiple projects, pair over Bluetooth, and access advanced features in the WiZ Pro Dashboard
- Fits most 4 in. housings with Push-N-Twist clips, orange LED connector and E26 screw base adapter
- ENERGY STAR® compliant | Wet location listed | UL Certified US and Canada | CA Title-20 & 24 high efficacy compliant
- Delivers 600 lumens; achieves L70 at 50,000 hours in IC and non-IC applications; 90CRI (min); R9 50 & color accuracy within 7SDCM with CCT between 2700-6500K

Product Certification




Refer to ENERGY STAR® Certified Products List. Can be used to comply with California Title 24 High Efficacy requirements. Certified to California Appliance Efficiency Database under JAB.



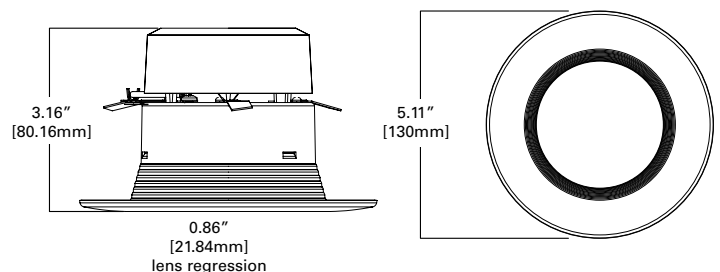
Product Features



Product Integrations



Dimensions



Order Information

Icon Key: Configurable Product

SAMPLE ORDER NUMBER: **RL4069WZRGBWWHR**

Models	Lumens	CRI/Control	Color/CCT	Finish	Packaging	Optional
Models	Lumens	CRI/CCT	Driver	Finish	Packaging	T20 Compliant
RL4 = 4" Smart Wi-Fi Retrofit LED Downlight Module	06 = 600 lumens (nominal)	9WZ = 90 CRI minimum, WiZ PRO-enabled (Wi-Fi + Bluetooth)	RGBW = Full Color (16 million colors) + Tunable White (2200K to 6500K) via WiZ App	WH = Matte white baffle	R = Recyclable	R = Standard Version
Notes	Notes	Notes	Notes	Notes	Notes	Notes

Accessories

Accessories
Designer Trims RL4TRMWHB = 4" Matte White Paintable Trim Ring, Baffle RL4TRMSNB = 4" Satin Nickel Trim Ring, Baffle RL4TRMTBZB = 4" Tuscan Bronze Trim Ring, Baffle RL4TRMMBB = 4" decorative overlay, matte black, Baffle RL4TRMWH = 4" Matte White Paintable Trim Ring, Smooth Splay RL4TRMSN = 4" Satin Nickel Trim Ring, Smooth Splay RL4TRMTBZ = 4" Tuscan Bronze Trim Ring, Smooth Splay RL4TRMMB = 4" decorative overlay, matte black, smooth splay
Notes

Decorative Baffle Overlays



Decorative Smooth Splay Overlays



Housings

Housings
The most common HALO housings are provided here. Along with those noted, the RL LED retrofits are UL Certified for use with any 4" diameter recessed housing constructed of steel or aluminum with an internal volume that exceeds 47.8 in. ³ and does not exceed the input rating of the housing.
HALO Ultra-shallow LED Housings H245ICAT = 4" IC, airtight ultra-shallow new construction housing, LED, 120 - 277V H245RICAT = 4" IC, airtight ultra-shallow remodeler housing, LED, 120 - 277V
HALO LED Housings H995ICAT = 4" IC, airtight shallow new construction housing, LED, 120 - 277V H995RICAT = 4" IC, airtight shallow remodeler housing, LED, 120 - 277V
HALO Housings H99TAT = 4" non-IC, airtight shallow new construction housing, E26, 120V H99RTAT = 4" non-IC, airtight shallow remodeler housing, E26, 120V H99ICAT = 4" IC, airtight shallow new construction housing, E26, 120V E4TATSB = 4" non-IC, airtight shallow new construction housing, adjustable socket bracket, E26, 120V E4RTATSB = 4" non-IC, airtight shallow remodeler housing, adjustable socket bracket, E26, 120V E4ICATSB = 4" non-IC, airtight shallow new construction housing, adjustable socket bracket, E26, 120V

Product Specifications

Wireless System

- HALO with WiZ PRO products can be claimed using either the WiZ App or WiZ PRO Setup App.
- Compatible with all WiZ-enabled products.
- Max Devices/Account: 200

WiZ App Setup & Control

- HALO with WiZ PRO products can be claimed and controlled directly within the WiZ App.
- The WiZ App allows for control of lighting from home or away via Wi-Fi.
- Wirelessly control on/off, white tuning (2200K to 6500K), full color, and dimming (100% to 5%) using the WiZ App
- Android or Apple iOS compatible with most smartphones and tablets
- Setup Groups, Scenes, Schedules, and Rhythms to automate lighting.
- Integrates with Amazon Alexa, Hey Google, Siri Shortcuts, IFTTT, and SmartThings

WiZ PRO Control

- HALO with WiZ PRO also has claiming and account management features designed for the pro installer.
- Pros can use the WiZ Pro Setup App to claim products quickly using pre-Wi-Fi commissioning and manage multiple jobsites including transferring account ownership.
- The WiZ Pro Dashboard gives professional installers:
 - A clear overview to monitor lighting over a mapped location
 - Full range of configurations and remote control
 - Comprehensive reporting on device status & energy usage
- Learn more about WiZ PRO features and functionality at pro.wizconnected.com

WiZ Support

- HALO has partnered with WiZ as a third-party smart home system. All associated information and support for WiZ can be accessed via the **WiZ App**, **WiZ PRO Setup App**, **WiZ PRO Dashboard** or at wizconnected.com.

Control & Dimming

- These fixtures can be used with standard ON/OFF switches. (Do not use with any dimmers.)
- The **WiZ Click Feature** is a secondary control option, which uses your main light switch: toggle the switch on once to activate **Favorite Mode 1**, toggle twice for **Favorite Mode 2**.
- Wireless flicker-free dimming from 100%-5% via the WiZ App
- Only compatible with other WiZ-enabled products (Not compatible with HALO Home or any other controls.)

Power Cycle Behavior

- Unpaired WiZ fixtures will operate like a standard fixture until claimed into an account (2700K)
- **IMPORTANT:** If fixtures are hardwired with constant power or a user plans to always control them wirelessly instead of with a standard ON/OFF switch, use the Power Outage Recovery setting to prevent devices from turning back ON after a power outage. If fixtures are hardwired with constant power, use the Power Outage Recovery setting to prevent devices from turning back on after a power outage

Module - Trim

- Module construction includes LED Array, heat sink, reflector, lens, aluminum baffle and trim ring.
- Regressed baffle
- Heat sink designed to conduct heat away from the LED Array, keeping the junction temperatures below specified maximums, even when installed in insulated ceiling environments.

LED Array

- Delivers 600 lumens
- Mid power LED array provides a uniform source with high efficiency and no pixilation.
- 90 CRI minimum, R9 greater than 50
- 4SDCM at 2700K and 7SDCM up to 6500K
- Color Temperature (CCT) has an adjustable range from 2200K to 6500K within the mobile app (factory default 2700K)
- Full color RGB LEDs also included to delivery 16 million color options
- 50K hour life: achieves L70 at 50,000 hours in IC and non-IC applications

Optical Assembly

- Regressed lens
- Impact-resistant polycarbonate
- Convex form and lamp-like appearance
- Diffuse for even illumination

Driver

- Integral 120V 60 Hz constant current driver provides noise free operation
- Inline orange electrical LED quick connect and E26 adapter (included) provides mains connections
- Refer to installation instructions for more information

Retention

- **Push-N-Twist** universal installation clips pre-installed and designed to fit compatible 4" recessed housings.
- Refer to installation instructions for more information on installing

Decorative Overlays (sold separately)

- Decorative overlays are accessory trim rings that attach to fixture for a permanent finish. Options include baffle and smooth splay options in:
 - Matte White (Paintable)
 - Satin Nickel
 - Tuscan Bronze
 - Matte Black
- Refer to the **Accessories section** above for more details

Gaskets

- Closed cell gaskets achieve restrictive airflow requirements without additional caulking

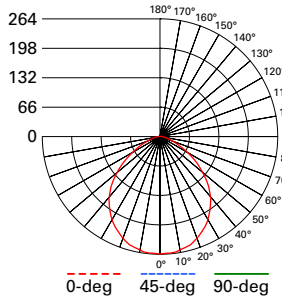
Compliance

- UL certified in US and Canada for use with HALO housings and other manufacturer's housings
- Wet location listed
- Airtight certified per ASTM-E283
- Suitable for use in clothes closets when installed in accordance with the NEC 410.16 spacing requirements
- EMI/RFI emissions per FCC 47CFR Part 15 consumer limits
- Contains no mercury or lead and RoHS compliant
- Photometric testing in accordance with IES LM-79-08
- Lumen maintenance projections in accordance with IES LM-80-08 and TM-21-11
- Can be used for State of California Title 24 high efficacy luminaire compliance. Complies with Title 24 JA8-2019-E.
- Title 20 Certified
- Can be used International Energy Conservation Code (IECC) high efficiency luminaire compliance.
- ENERGY STAR® Certified, reference database for current certifications
- FCC ID - 2AC7Z-ESP32SOLO1
- IC CODE - 21098-ESP32SOLO1

Warranty

- Five year limited warranty, consult website for details. cooperighting.com/legal

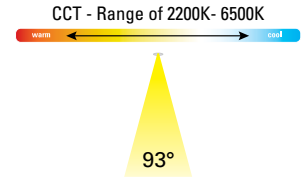
Photometric Data



RL4069WZRGBWWH (2700K)
 Spacing criterion: (0-180) 1.21
 (90-270) 1.21
 (Diagonal) 1.3
 Beam Angle: 99°
 Field Angle: 144°
 Lumens: 615
 Input Watts: 7.2 W
 Efficacy: 85.4 LPW
 Test Report:
 RL4069WZRGBWWH-2700K.ies

Zonal Lumen	Lumens	% Lumens
0-30	202	32.9
0-40	325.6	52.9
0-60	537.9	87.5
0-90	614.7	100
90-180	0	0
0-180	614.9	97.5

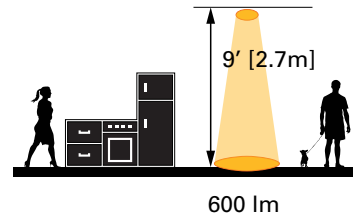
TM-30-15	Rf = 91
	Rg = 102
CRI/CIE	Ra = 94
	R9 = 73



Energy and Performance Data

RL4069WZRGBWWH	
Lumens	632 @ 5000K
Input Voltage	120V
Input Frequency	60 Hz
Input Power	7.1W
Input Current	0.063A
Power Factor	>0.90
THD	<20%
EMI/RFI	FCCTitle 47 CFR, Part 15, Class B (Consumer)
Sound Rating	Class A
Minimum Starting Temp	-30°C (-22°F)

Scale



Tested in accordance with IES LM63. Field results may vary.