



Catalog Number
Notes
Type

Contractor Select™

# CNY LED ALO


Canopy Luminaire  
Adjustable+Switchable+Photocell  
+Occupancy Sensor



The Lithonia Lighting CNY LED ALO canopy luminaire is a versatile, energy-efficient solution for surface-mount applications for walkways, overhangs, and parking garages. Adjustable switch panel easily changes lumen output, color temperature, integrated photocell, and integrated motion sensor. The low profile frosted lens creates a visually comfortable illumination and even distribution.

### FEATURES:

- 3 power levels deliver 5,000 - 10,000 lumens.
- Switchable CCT (30K/40K/50K) offers warm, cool, and daylight in a single fixture
- Integrated On/Off photocell
- Integrated occupancy sensor can be turned on, off, or set to 10% dim
- Install by surface mount, junction box, or pendant mount
- IK08 Impact resistant polycarbonate frosted lens
- IP65 rated, die cast aluminum housing



Catalog Number	Adjustable Lumen Output ALO			Switchable CCT SWW2	Photocell Operation	Occupancy Sensor	Input Voltage	CRI	Finish
CNY LED ALO SWW2 UVOLT PE PIR DDB M2	5,000 Lumens	7,500 Lumens	10,000 Lumens	Switchable 3000K, 4000K, 5000K	Included Standard, Selectable On/Off	Included Standard, Selectable On/Off/10% Dim	120-347V	80CRI	Dark Bronze
CNY LED ALO SWW2 UVOLT PE PIR WH M2	5,000 Lumens	7,500 Lumens	10,000 Lumens	Switchable 3000K, 4000K, 5000K	Included Standard, Selectable On/Off	Included Standard, Selectable On/Off/10% Dim	120-347V	80CRI	White

### CNY Stock Options

Catalog Number	UPC	Ci Code	Number of fixtures per pallet	Traditional Replacement
CNY LED ALO SWW2 UVOLT PE PIR DDB M2	00197589495041	*284HU8	180	Up to 250W HID
CNY LED ALO SWW2 UVOLT PE PIR WH M2	00197589495126	*284HUH	180	Up to 250W HID

Accessories: Order as separate catalog number.	
CNYBCP	14 Inch x 14 Inch Beauty Cover Plate
CNYEK E7WC M12	Field installable emergency battery; 7W, UVOLT compatible, Minimum operating temp of 0°C

### Lumen Output:

Lumen values are from photometric tests performed in accordance with IESNA LM-79-08. Data is considered to be representative of configurations shown within the tolerances described within LM-79.

Lumen Output	Input Wattage	CCT/80CRI	Delivered Lumens	Lumens Per Watt
5,000	34	3000K	4709	139
		4000K	4794	147
		5000K	4777	143
7,500	52	3000K	7169	133
		4000K	7403	144
		5000K	7291	137
10,000	75	3000K	9504	123
		4000K	9894	136
		5000K	9529	125



## Specifications

### INTENDED USE:

The CNY LED ALO canopy luminaire is ideal for surface mount application such as canopies over building entrances, walkways, loading docks, and covered parking areas. The products traditional style does not detract from current building aesthetics, creating a seamless upgrade. These products are energy-efficient replacements of existing surface mount products; up to 250W metal halide.

CNY LED ALO features adjustable lumen output include low, medium, and high. Switchable CCT includes 3000K (warm), 4000K (neutral), or 5000K (daylight), a selectable integral photocell that automatically turns the fixture on in the evening and off the next morning, and a selectable integral occupancy sensor that can turn on the fixture when motion is detected and be set to maintain 10% illumination or fully off when no motion is detected.

### CONSTRUCTION:

The CNY LED ALO has a cast-aluminum housing with powder coat finish for lasting durability. The IK08 impact rated frosted lens is designed for uniform light distribution while providing visually comfortable illumination. The lens is sealed with a one piece gasket creating an IP65 rated fixture.

### ELECTRICAL:

Standard 6kV surge protection tested in accordance to ANSI/IEEE C62.41.2 Category C. CNY LED ALO luminaires use UVOLT (120-347V). Adjustable lumen output is achieved with 0-10V continuous dimming capable drivers, ensuring system power factor >90% and THD <20%. High-efficiency LEDs maintains over 70% of light output at 100,000 hours (L70 > 100,000 hours).

### INSTALLATION:

The CNY LED ALO canopy luminaire features a quick-mount plate that makes mounting to a recessed junction box or conduit entry point both quick and trouble free. The quick-mount plate can be separated for surface mounting and reattached via a hinge for support while wiring. Four 3/4" NPT conduit entry points are built into the quick-mount plate to allow fast and confident alignment for surface-conduit wiring.

### LISTINGS:

UL Listed to U.S. and Canadian safety standards for wet locations. Tested in accordance with IESNA LM-79 and LM-80 standards. DesignLights Consortium® (DLC) Premium qualified product and DLC qualified product. Not all versions of this product may be DLC Premium qualified or DLC qualified. Please check the DLC Qualified Products List at [www.designlights.org/QPL](http://www.designlights.org/QPL) to confirm which versions are qualified. Can be used to comply with California Title 24, Part 6 High Efficacy LED Light Source Requirements

### WARRANTY:

5-year limited warranty. This is the only warranty provided and no other statements in this specification sheet create any warranty of any kind. All other express and implied warranties are disclaimed. Complete warranty terms located at: [www.acuitybrands.com/support/warranty/terms-and-conditions](http://www.acuitybrands.com/support/warranty/terms-and-conditions)

**Note:** Actual performance may differ as a result of end-user environment and application. All values are design or typical values, measured under laboratory conditions at 25 °C. Specifications subject to change without notice.

## Dimensions

### CNY LED ALO

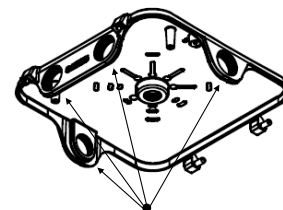
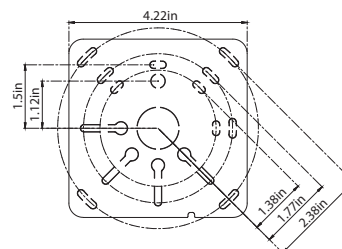
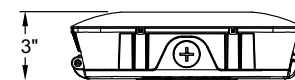
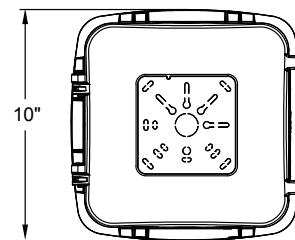
Width: 10" (25.4cm)

Height: 3" (7.62cm)

Depth: 10" (25.4cm)



Weight: 4.8lbs (2.18kg)

All dimensions are inches (centimeters) unless otherwise indicated.



Location of Side Conduit KO Holes

### Occupancy Sensor Settings



Factory Settings	
Lumen Output	10,000
CCT	4000K
Photocell	Off
Occupancy Sensor	Off