

Project		Catalog #		Type	
Prepared by		Notes		Date	



# HALO

## LT4 Selectable CCT – Baffle

4" All-Purpose LED Retrofit Module  
600 Lumen Series

### Typical Applications

Residential

### Interactive Menu

- Order Information [page 2](#)
- Product Specifications [page 3](#)
- Energy Data [page 3](#)
- Photometric Data [page 4](#)
- Product Warranty

### Product Certification



Refer to ENERGY STAR® Certified Products List.  
Can be used to comply with California Title 24 High Efficacy requirements.  
Certified to California Appliance Efficiency Database under JA8.

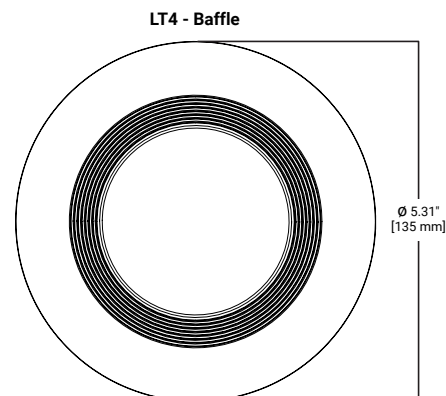
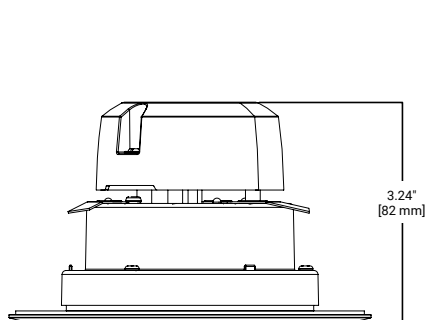
### Product Features



### Top Product Features

- Selectable CCT: 2700K, 3000K, 3500K or 3000K, 4000K, 5000K
- Baffle trim
- Dimmable down to 10%
- Retrofits into existing 4" housings
- Use with Halo 4" LED housings - new construction and remodel
- Wet location listed and "dead front"

### Dimensional and Mounting Details



## Order Information

SAMPLE ORDER NUMBER: **LT4069FS351EWHR**

A complete luminaire consists of a housing and a LED integrated trim, order separately.

Module	Lumens	CRI/CCT	Driver	Finish	Packaging
LT4 = 4-inch LED retrofit module, baffle trim	06 = 600 lumens (nominal)	9FS23 = 90 CRI min, 2700K, 3000K, 3500K selectable CCT 9FS35 = 90 CRI min, 3000K, 4000K, 5000K selectable CCT	1E = 120V 60Hz, LE & TE phase cut 10% dimming	WH = Matte White flange	R = Recyclable 4-color unit carton

### Accessories

Accessories
HE26LED = Replacement medium base (E26) screw base adapter (one included with unit)

### Housings

Housings
<p><b>Halo Ultra-shallow LED Housings</b>                      H2451CAT = 4" IC, airtight ultra-shallow new construction housing, LED, 120 - 277V                      H245RICAT = 4" IC, airtight ultra-shallow remodeler housing, LED, 120 - 277V</p> <p><b>Halo LED Housings</b>                      H9951CAT = 4" IC, airtight shallow new construction housing, LED, 120 - 277V                      H995RICAT = 4" IC, airtight shallow remodeler housing, LED, 120 - 277V                      H450FR2ICATD010 = 4" fire safe new construction housing for phase-cut and 0-10V LED retrofit modules, 120-277V</p> <p><b>Halo Housings</b>                      H99TAT = 4" non-IC, airtight shallow new construction housing, E26, 120V                      H99RTAT = 4" non-IC, airtight shallow remodeler housing, E26, 120V                      H99ICAT = 4" IC, airtight shallow new construction housing, E26, 120V                      E4TATSB = 4" non-IC, airtight shallow new construction housing, adjustable socket bracket, E26, 120V                      E4RTATSB = 4" non-IC, airtight shallow remodeler housing, adjustable socket bracket, E26, 120V                      E4ICATSB = 4" non-IC, airtight shallow new construction housing, adjustable socket bracket, E26, 120V</p>

**LT4 Series LED Retrofit is UL Classified for retrofit in the following 4" recessed housings:**

The LT Series LED light module - trim combination is UL/cUL Listed or UL Classified for use with any 4" diameter recessed housing constructed of steel or aluminum with an internal volume that exceeds 62.3 in<sup>3</sup> in addition to those noted above.

## Specification Features

### Module

- LED module consists of LED array, optical assembly, driver and self-flanged trim
- Baffle style trim
- Achieving L70 at 35,000 hours in IC and non-IC applications

### Gaskets

- Closed cell gasket achieves restrictive airflow requirements without additional caulking

### LED Array

- A plurality of low power LEDs provide a uniform source with high efficiency and long life
- Available in 90 CRI minimum, R9 greater than 50 and color accuracy within 4 SDCM provide color accuracy and uniformity
- Available in 3-color selectable CCT: choose 2700K, 3000K, 3500K or 3000K, 4000K, 5000K

### Optical Assembly

- Optical assembly provides wide distribution useful for general and task lighting
- Diffuse injection molded lens with contoured profile provides uniformity and a familiar lamp like appearance
- Meets ENERGY STAR® color angular uniformity requirements

### Driver

- Integral 120V 60 Hz constant current driver provides high efficiency operation
- Continuous, flicker-free dimming from 100% to 10% with select leading or trailing edge 120V phase cut dimmers – consult dimming guide for more information
- Consult dimmer manufacturer for compatibility and conditions of use
- Inline electrical quick connect and E26 adapter (provided) provides mains connection
- A separate ground wire and mounting hardware insures proper ground connection to housing

### Retention

- Heat treated friction blades hold module securely to the housing
- Push-n-Twist feature pulls housing tight to ceiling by rotating clockwise
- Friction blades swing out of position by rotating counter-clockwise from below the ceiling for service or replacement

### Trim

- One-piece smooth splay or step baffle and self-flanged trim ring provides lens regression and reduces light leaks
- Injection molded plastic construction is impact resistant and non-corrosive
- Non-conductive construction meets most local code 'dead front' requirements

### Compliance

- UL Certified for US and Canada for use with Halo housings, classified for use with other's housings, see instruction sheet for conditions of acceptability
- Wet location listed
- Air-tite per ASTM-E283
- Suitable for use in clothes closets when installed in accordance with the NEC 410.16 spacing requirements
- EMI/RFI emissions per FCC 47CFR Part 15 consumer limits
- Contains no mercury or lead and RoHS compliant
- Photometric testing in accordance with IES LM79-08
- Lumen maintenance projections in accordance with IES LM-80-08 and TM-21-11
- Can be used for State of California Title 24 high efficacy luminaire compliance, reference the California Energy Commission Title 20 Appliance Efficiency Database for current listings
- ENERGY STAR® listed, reference database for current listings
- Meets State of California voluntary lamp standards

### Warranty

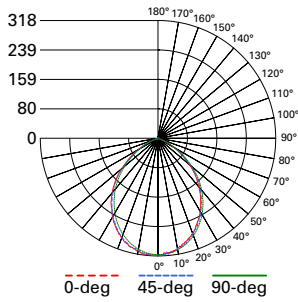
- Five year limited warranty, consult website for details. [www.cooperlighting.com/legal](http://www.cooperlighting.com/legal)

## Energy Data

Energy Data	
Lumens	600 Series
Input Voltage	120V
Input Current	0.06 (A)
Input Power	6.97 (W)
Efficiency	Up to 84 (LPW)
Inrush	2 (A)
THD: ≤ 17.2%	
PF: ≥ 0.960	
T Ambient -30 - +40°C	
Sound Rating ≤ 23dba	

## Photometric Data

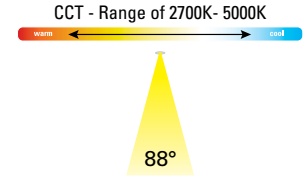
[View IES files](#)



**LT4069FS231EWHR - 2700K**  
 Spacing criterion: (0-180) 1.13  
 (90-270) 1.13  
 (Diagonal) 1.21  
 Beam Angle: 88°  
 Lumens: 622  
 Input Watts: 6.84 W  
 Efficacy: 91 LPW  
 UGR: 19  
 Test Report:  
 LT4069FS231EWHR.ies

Zonal Lumen	Lumens	% Lumens
0-30	233	37.4
0-40	365	58.7
0-60	565	90.8
0-90	619	99.4

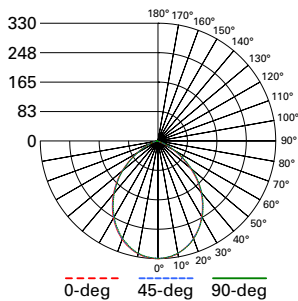
TM-30-15	Rf = 92
	Rg = 99
CRI/CIE	Ra = 94
	R9 = 61



LT4 3CCT Baffle - 2700K / 3000K / 3500K				
CCT	Watts	lumens	LPW	CRI
2700K	7.2	605	83.8	92
3000K	6.8	665	98.1	92
3500K	7.1	655	92.4	93

### LT4069FS231EWHR - 3000K

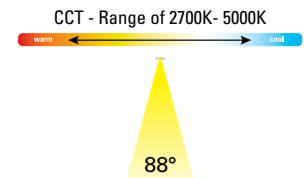
PRODUCT SPECIFICATIONS	
Lumens	665
Watts	6.8
Lumens Per Watt (Efficacy)	97.8
Color Accuracy (CRI)	92
Light Color (CCT)	3000K
Correlated Color Temperature (CCT)	



**LT4069FS351EWHR - 3000K**  
 Spacing criterion: (0-180) 1.13  
 (90-270) 1.13  
 (Diagonal) 1.21  
 Beam Angle: 88°  
 Lumens: 645  
 Input Watts: 6.81 W  
 Efficacy: 94.8 LPW  
 UGR: 19  
 Test Report:  
 LT4069FS351EWHR.ies

Zonal Lumen	Lumens	% Lumens
0-30	242	37.5
0-40	379	58.7
0-60	586	90.8
0-90	642	99.4

TM-30-15	Rf = 92
	Rg = 99
CRI/CIE	Ra = 94
	R9 = 63



LT4 3CCT Baffle - 3000K / 4000K / 5000K				
CCT	Watts	lumens	LPW	CRI
3000K	7.2	630	88.1	92
4000K	6.8	680	99.4	93
5000K	7.2	655	91.6	93

### LT4069FS351EWHR - 3000K

PRODUCT SPECIFICATIONS	
Lumens	630
Watts	7.2
Lumens Per Watt (Efficacy)	87.5
Color Accuracy (CRI)	92
Light Color (CCT)	3000K
Correlated Color Temperature (CCT)	