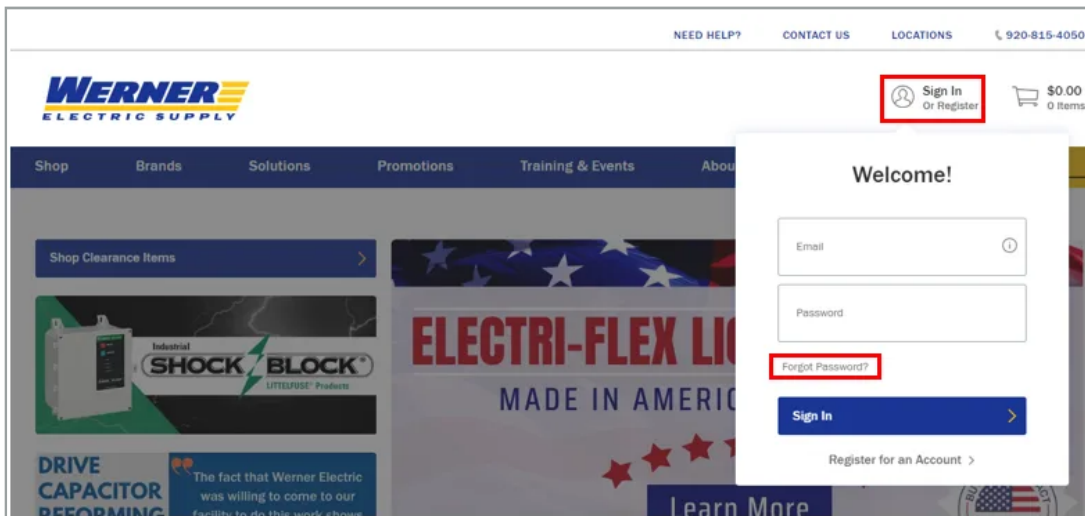


PASSWORD RESET

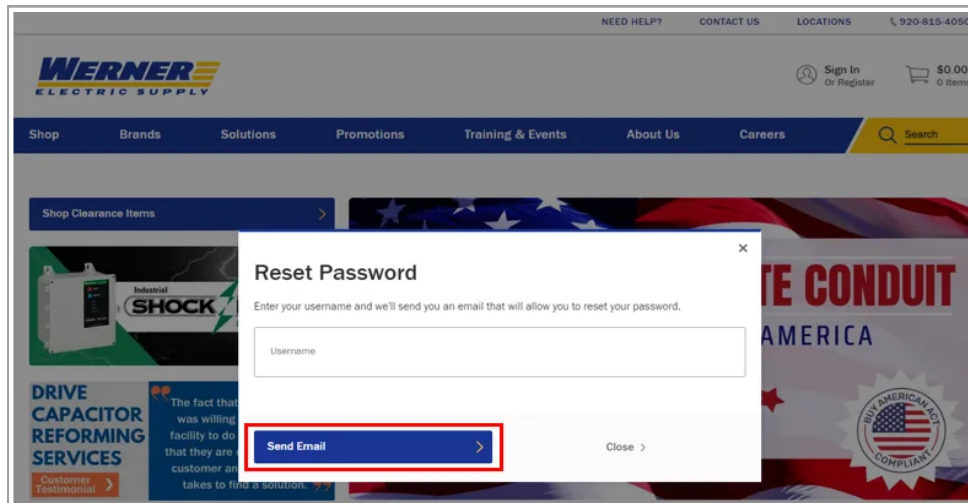
STEP ONE

If you have forgotten your password you may trigger a password reset to be sent to the email attached to your account. To do so you will hover over the "Sign In Or Register" icon in the top right corner of your browser. Next, you will click "Forgot Password."



STEP TWO

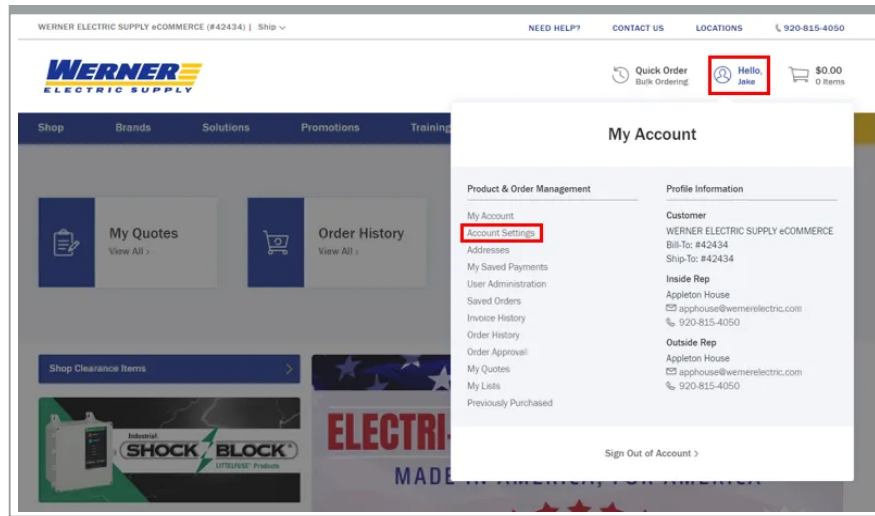
Enter the email associated with your account and click "Send Email." You will then receive an immediate email with instructions on resetting your password.



PASSWORD UPDATE

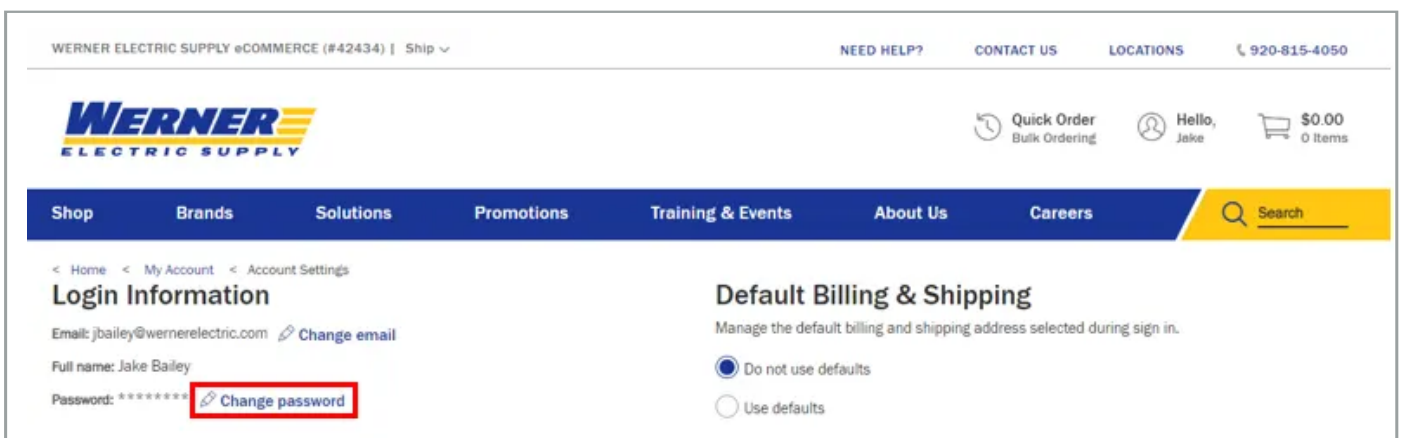
STEP ONE

First, ensure you are signed in. Next, you will hover above "Sign In or Register" icon in the top right corner of your browser, and proceed by clicking "Account Settings".



STEP TWO

Click "Change password."



STEP THREE

Enter your new password information and click "Change Password" to submit.

NOTE: Password must be at least seven characters, and include at least one number.

WERNER ELECTRIC SUPPLY eCOMMERCE (#42434) | Ship ▾

NEED HELP? CONTACT US LOCATIONS 920-815-4050

WERNER
ELECTRIC SUPPLY

Quick Order Bulk Ordering Hello, Jake \$0.00 0 Items

Shop Brands Solutions Promotions Training & Events About Us Careers Search

< Home < My Account < Account Settings < Change Password

Enter your new password.

Current Password

New Password

Confirm New Password

Change password > Cancel >