

UNIVERSAL FREE-STAND ENCLOSURES, TYPE 4



INDUSTRY STANDARDS

UL 508A Listed; Type 4, 12, 3R; File No. E61997
 cUL Listed per CSA C22.2 No. 94; Type 4, 12, 3R; File No. E61997

NEMA Type 4, 12, 3R
 CSA File No. 42186: Type 4, 12, 3R
 IEC 60529, IP66
 IEC 62208, IK10 Impact Rating

APPLICATION

Universal Free-Stand Enclosure is designed to protect equipment and employees in industrial manufacturing applications. The one- and two-door models are bayed together to create application-specific configurations for indoor and outdoor use. Accessories are available to improve end user safety and add additional panel space.

FEATURES

Primary enclosure (left side open):

One- and two-door models with a preferred disconnect cutout on the right flange to provide mounting for most disconnect operators. The doors are hinged on the left side to interact with disconnect device. The Primary door activates the furnished mechanical interlock which prevents bayed secondary doors from being opened first. The bayed doors can be closed in any order. The primary door has a defeater which requires a screwdriver to open.

Secondary enclosure (Both sides open, Right Side Open):

One- and two-door models are used to expand solution and configure for required application. Two-door models have removable centerpost for improved panel loading. Interlock components are furnished with interlock connection rods shipped loose.

SPECIFICATIONS

- Body - 11 gauge mild steel
- Doors - 12 gauge mild steel
- Seams are continuously welded and ground smooth
- Body stiffeners in larger enclosures for extra rigidity
- Body flange trough excludes liquids and contaminants
- Heavy-duty lifting eyes anchor into reinforced top
- Concealed, easy-to-remove hinges
- Heavy-duty 3-point latching mechanism operated by padlocking handle on all doors
- Data pocket is high-impact thermoplastic
- Oil-resistant door gasket
- Panel supports
- Bonding provision on door
- Mechanical interlock standard on each enclosure; parts required to connect interlock system between adjacent enclosures are provided

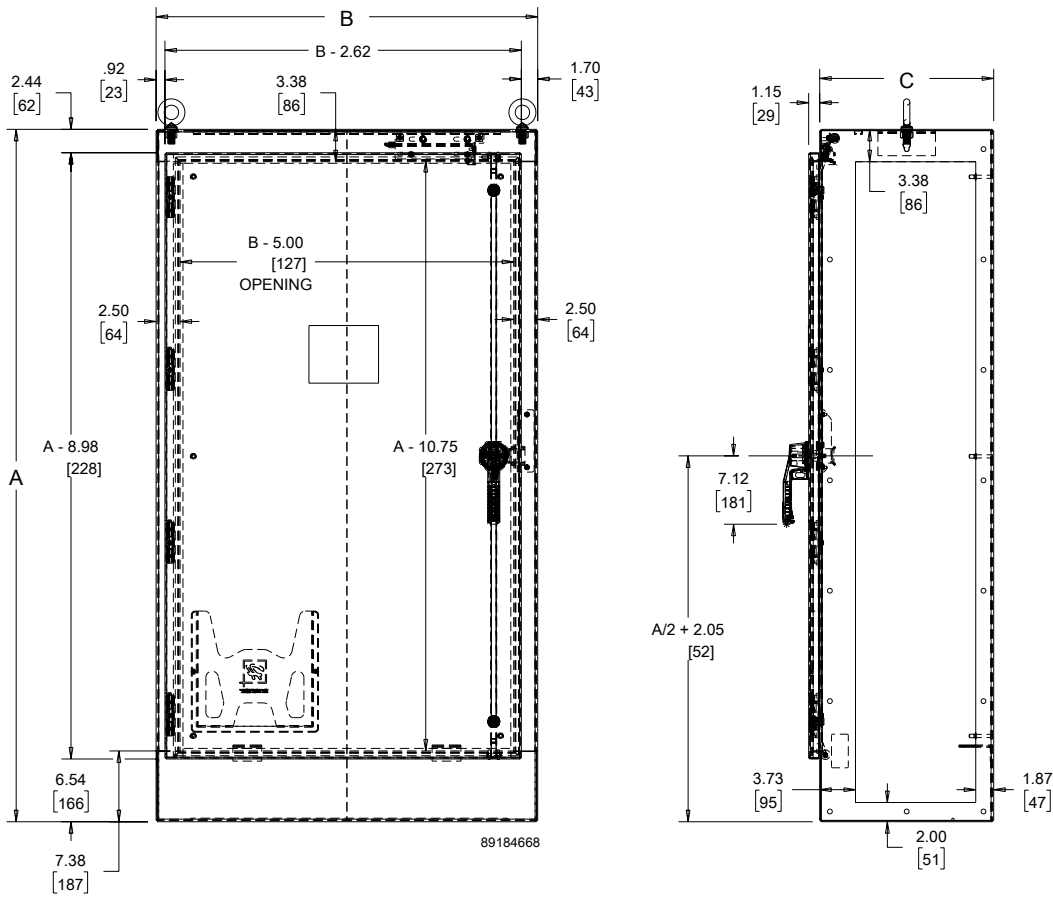
FINISH

- ANSI 61 gray powder coated paint finish outside with white finish inside over pretreated surfaces
- Panels (order separately) have white or conductive finish
- End plates are ANSI 61 gray powder coated finish inside and outside

Standard Product **One-Door Universal Free-Stand Enclosures, Type 4**

Catalog Number	AxBxC in./mm	Sides Open	Material	Panel, Painted	Panel, Conductive	Panel Size in./mm
AU72X4018BLP	72.13 x 39.76 x 18.11 1832 x 1010 x 460	Both	Mild Steel	A72PM40	A72PM40G	60.00 x 33.75 1524 x 857
AU72X4018LLP	72.13 x 40.24 x 18.11 1832 x 1022 x 460	Left	Mild Steel	A72PM40	A72PM40G	60.00 x 33.75 1524 x 857
AU72X4018RLP	72.13 x 39.76 x 18.11 1832 x 1010 x 460	Right	Mild Steel	A72PM40	A72PM40G	60.00 x 33.75 1524 x 857
AU84X4018BLP	84.13 x 39.76 x 18.11 2137 x 1010 x 460	Both	Mild Steel	A84PM40	A84PM40G	72.00 x 33.75 1829 x 857
AU84X4018LLP	84.13 x 40.24 x 18.11 2137 x 1022 x 460	Left	Mild Steel	A84PM40	A84PM40G	72.00 x 33.75 1829 x 857
AU84X4018RLP	84.13 x 39.76 x 18.11 2137 x 1010 x 460	Right	Mild Steel	A84PM40	A84PM40G	72.00 x 33.75 1829 x 857
AU84X4024BLP	84.13 x 39.76 x 24.13 2137 x 1010 x 613	Both	Mild Steel	A84PM40	A84PM40G	72.00 x 33.75 1829 x 857
AU84X4024LLP	84.13 x 40.24 x 24.13 2137 x 1022 x 613	Left	Mild Steel	A84PM40	A84PM40G	72.00 x 33.75 1829 x 857
AU84X4024RLP	84.13 x 39.76 x 24.13 2137 x 1010 x 613	Right	Mild Steel	A84PM40	A84PM40G	72.00 x 33.75 1829 x 857

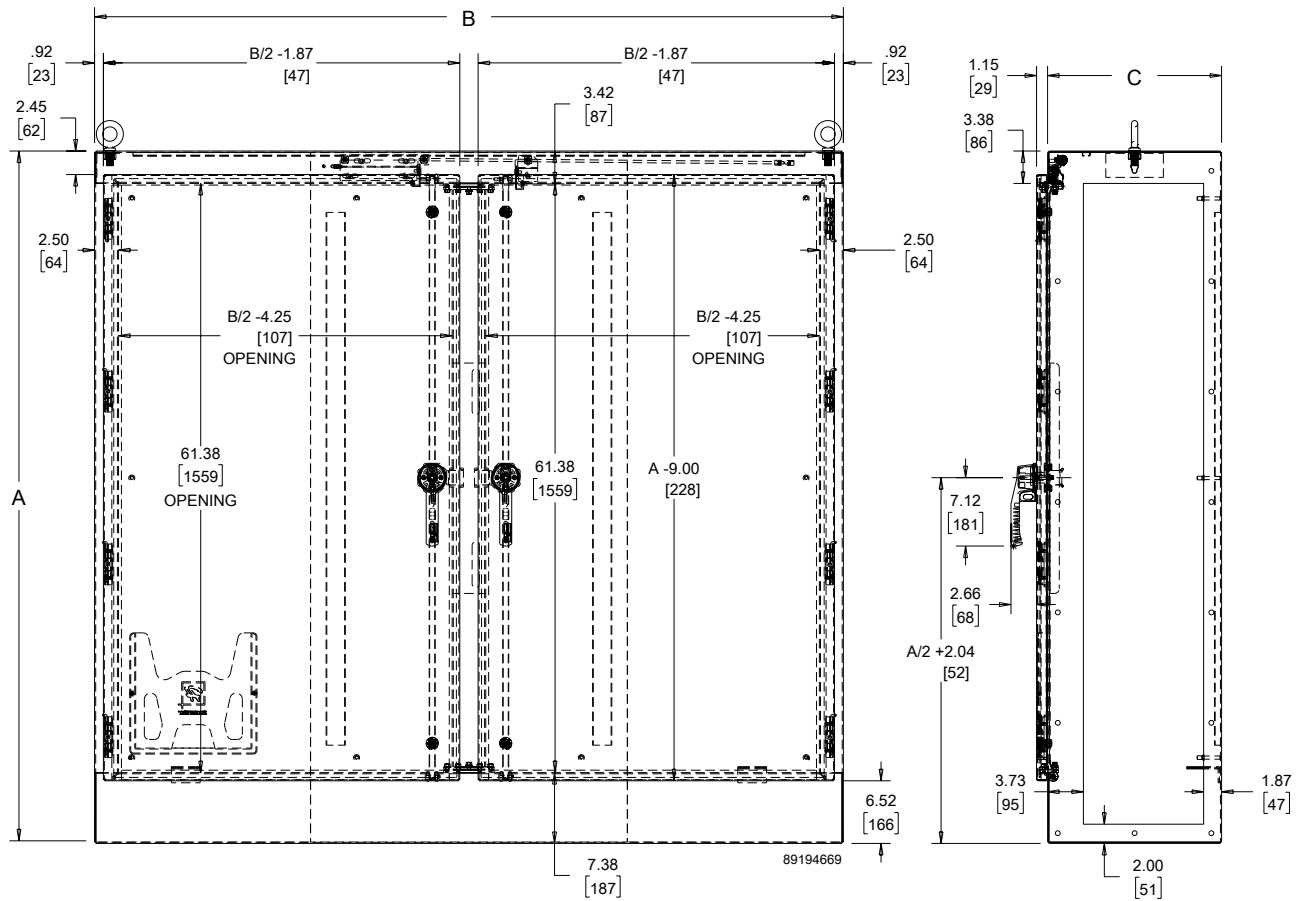
Order panels separately.



Standard Product Two-Door Universal Free-Stand Enclosures, Type 4

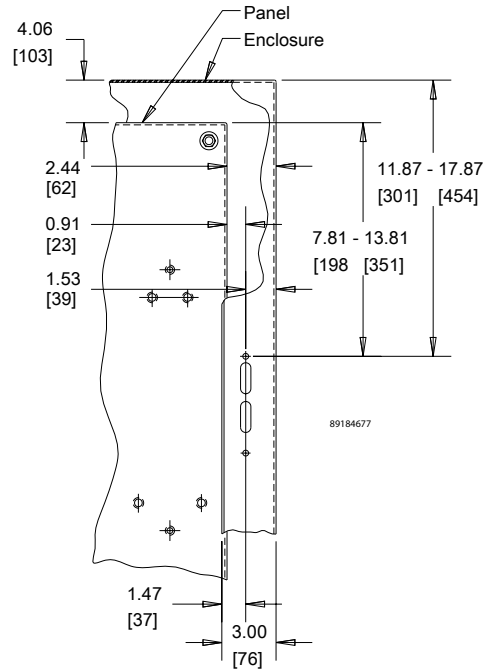
Catalog Number	AxBxC in./mm	Sides Open	Material	Panel, Painted	Panel, Conductive	Panel Size in./mm
AU72X7818BLP	72.13 x 77.99 x 18.11 1832 x 1981 x 460	Both	Mild Steel	A72PM78	A72PM78G	60.00 x 72.00 1524 x 1829
AU72X7818LLP	72.13 x 78.50 x 18.11 1832 x 1994 x 460	Left	Mild Steel	A72PM78	A72PM78G	60.00 x 72.00 1524 x 1829
AU72X7818RLP	72.13 x 77.99 x 18.11 1832 x 1981 x 460	Right	Mild Steel	A72PM78	A72PM78G	60.00 x 72.00 1524 x 1829
AU84X7818BLP	84.13 x 77.99 x 18.11 2137 x 1981 x 460	Both	Mild Steel	A84PM78	A84PM78G	72.00 x 72.00 1829 x 1829
AU84X7818LLP	84.13 x 78.50 x 18.11 2137 x 1994 x 460	Left	Mild Steel	A84PM78	A84PM78G	72.00 x 72.00 1829 x 1829
AU84X7818RLP	84.13 x 77.99 x 18.11 2137 x 1981 x 460	Right	Mild Steel	A84PM78	A84PM78G	72.00 x 72.00 1829 x 1829
AU84X7824BLP	84.13 x 77.99 x 24.13 2137 x 1981 x 613	Both	Mild Steel	A84PM78	A84PM78G	72.00 x 72.00 1829 x 1829
AU84X7824LLP	84.13 x 78.50 x 24.13 2137 x 1994 x 613	Left	Mild Steel	A84PM78	A84PM78G	72.00 x 72.00 1829 x 1829
AU84X7824RLP	84.13 x 77.99 x 24.13 2137 x 1981 x 613	Right	Mild Steel	A84PM78	A84PM78G	72.00 x 72.00 1829 x 1829

Order panels separately.

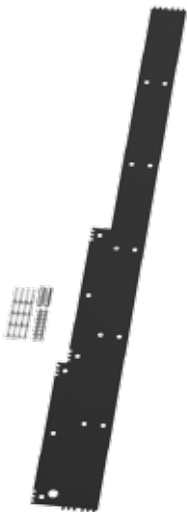


DISCONNECT CUTOUT DIMENSIONS

The universal Free-Stand left side open models have a preferred cutout with the following critical dimensions. Consult disconnect manufacturers instruction manual for proper device installation.



UNIVERSAL FREE-STAND GASKET BAYING KIT



Gasket Baying Kit is used to bay multiple Universal Free-Stand Enclosures together and is rated 4, 12, 3R and IP66. Includes gasket and baying hardware.

Standard Product

Catalog Number	Height in./mm	Width in./mm	Depth in./mm
AU7218FGK	72.13 1832	18.11 460	.13 3
AU8418FGK	84.13 2137	18.11 460	.13 3
AU8424FGK	84.13 2137	24.13 613	.13 3

UNIVERSAL FREE-STAND FORMED END PLATE, MILD STEEL



End plate is used to seal open side(s) of Universal Free-stand Enclosures. The 2.50-inch deep End Plate allows extra wiring space and is Type 4, 12, 3R and IP66 rated. Gasket and mounting bolts are included.

Standard Product

Catalog Number	Material	Color	Height in./mm	Width in./mm	Depth in./mm
AU7218EPT	Mild Steel	ANSI 61 Gray	72.13 1832	18.11 460	2.50 64
AU8418EPT	Mild Steel	ANSI 61 Gray	84.13 2137	18.11 460	2.50 64
AU8424EPT	Mild Steel	ANSI 61 Gray	84.13 2137	24.13 613	2.50 64

UNIVERSAL FREE-STAND FLAT END PLATE, MILD STEEL




Flat End plate is used to seal open side(s) of Universal Free-stand Enclosures. The Flat End Plate provides a low profile cover and is Type 4, 12, 3R, and IP66 rated. Studs welded to the end plate eliminate bolt holes. Gasket and mounting hardware are furnished.

Standard Product

Catalog Number	Material	Color	Height in./mm	Width in./mm
AU7218FEP	Mild Steel	ANSI 61 Gray	72.13 1832	18.11 460
AU8418FEP	Mild Steel	ANSI 61 Gray	84.13 2137	18.11 460
AU8424FEP	Mild Steel	ANSI 61 Gray	84.13 2137	24.13 613

UNIVERSAL FREE-STAND BARRIER PANEL




Barrier Panel is used to provide a Type 1 rated barrier between individual Universal Free-Stand Enclosures. Two-piece design mounts on the inside of the enclosure reducing a leak point, installation time and complexity. No additional hardware is required to install barrier once enclosures are bayed together.

Standard Product

Catalog Number	Material	Color	Height in./mm	Width in./mm
AU7218BP	Mild Steel	ANSI 61 Gray	72.01 1829	17.64 448
AU8418BP	Mild Steel	ANSI 61 Gray	84.02 2134	17.64 448
AU8424BP	Mild Steel	ANSI 61 Gray	84.02 2134	23.62 600


UNIVERSAL FREE-STAND SLIDING FALSE FLOOR



The Sliding False Floor is used to provide a Type 1 rated barrier between the bottom of the Universal Free-Stand Enclosure and the panel area.

Standard Product

Catalog Number	Material	Color	Height in./mm	Width in./mm	Depth in./mm
AU4018SFF	Mild Steel	ANSI 61 Gray	5.98 152	39.45 1002	17.52 445
AU4024SFF	Mild Steel	ANSI 61 Gray	5.98 152	39.45 1002	23.50 597

UNIVERSAL FREE-STAND SIDE PANEL


Side Panels can be added to any two-bayed surfaces for additional panel space without affecting the type rating.

Standard Product Small Side Panels

Catalog Number	Material	Finish	Color	Height in./mm	Width in./mm	Depth in./mm
AU2418SP	Mild Steel	Painted	White	22.52 572	14.02 356	0.84 21
AU2418SPG	Mild Steel	Galvanized	Unpainted	22.52 572	14.02 356	0.84 21
AU2424SP	Mild Steel	Painted	White	22.52 572	20.00 508	0.84 21
AU2424SPG	Mild Steel	Galvanized	Unpainted	22.52 572	20.00 508	0.84 21

Standard Product Full Side Panels

Catalog Number	Material	Finish	Color	Height in./mm	Width in./mm	Depth in./mm
AU7218SP	Mild Steel	Painted	White	60.00 1524	14.02 356	0.84 21
AU7218SPG	Mild Steel	Galvanized	Unpainted	60.00 1524	14.02 356	0.84 21
AU8418SP	Mild Steel	Painted	White	72.01 1829	14.02 356	0.84 21
AU8418SPG	Mild Steel	Galvanized	Unpainted	72.01 1829	14.02 356	0.84 21
AU8424SP	Mild Steel	Painted	White	72.01 1829	20.00 508	0.84 21
AU8424SPG	Mild Steel	Galvanized	Unpainted	72.01 1829	20.00 508	0.84 21


UNIVERSAL FREE-STAND FILLER PANEL


Filler panels are installed between two-bayed panels to provide a flush surface to run conduit and mount components.

Standard Product

Catalog Number	Material	Finish	Color	Height in./mm	Width Bracket in./mm	Width Filler Panel in./mm	Depth in./mm
AU72FP	Mild Steel	Painted	White	60.00 1524	10.50 267	5.57 141	0.84 21
AU72FPG	Mild Steel	Galvanized	Unpainted	60.00 1524	10.50 267	5.57 141	0.84 21
AU84FP	Mild Steel	Painted	White	72.01 1829	10.50 267	5.57 141	0.84 21
AU84FPG	Mild Steel	Galvanized	Unpainted	72.01 1829	10.50 267	5.57 141	0.84 21

UNIVERSAL FREE-STAND PANEL GLIDER



Panel Gliders are used to provide a smooth surface from the front lip of the enclosure to the back panel support. Gliders assist and improve panel installation process.

Standard Product

Catalog Number	Height in./mm	Width in./mm	Depth in./mm
AU18PGR	17.00 432	3.37 86	1.03 26
AU24PGR	23.00 584	3.37 86	1.03 26

UNIVERSAL FREE-STAND OPERATOR RELEASE MECHANISM



The Operator Release Mechanism provides a connection between the primary door handle position and the disconnect device. If the primary door handle is opened, the disconnect cannot be turned on.

Standard Product

Catalog Number	Height in./mm	Width in./mm
AUORMK	9.88 251	1.61 41