

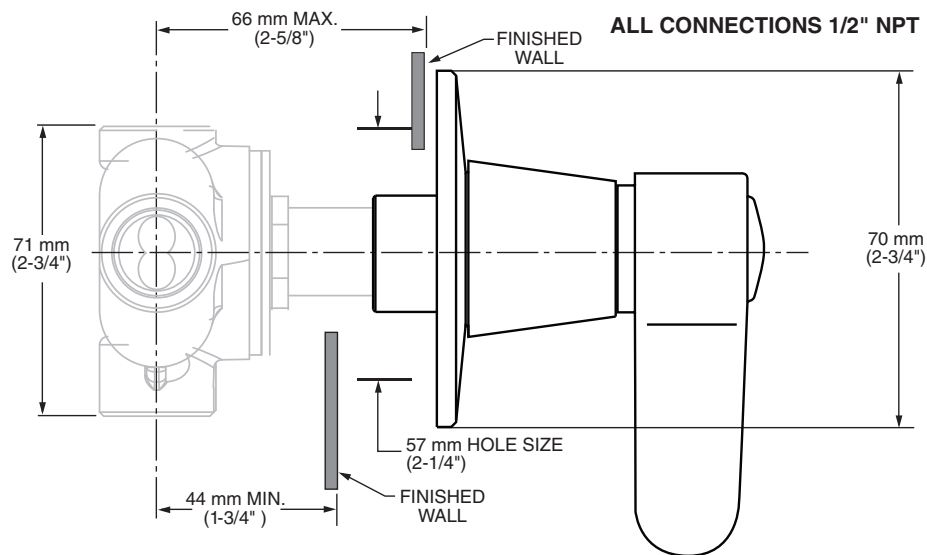
MODEL NUMBER:

TRIM KIT:

- T342.430 Diverter Valve Trim**
Valve trim ONLY. LESS Valve.

ROUGH VALVES BODIES:

- R422 Two-Way In-Wall Diverter Valve Rough (Discrete)**
1/2" NPT inlets/outlets. 2 Discrete functions. LESS Handle.
- R422S Two-Way In-Wall Diverter Valve Rough (Shared)**
1/2" NPT inlets/outlets. 2 Discrete/1 Shared functions. LESS Handle.
- R433 Three-Way In-Wall Diverter Valve Rough (Discrete)**
1/2" NPT inlets/outlets. 3 Discrete functions. LESS Handle.
- R433S Three-Way In-Wall Diverter Valve Rough (Shared)**
1/2" NPT inlets/outlets. 3 Discrete/3 Shared functions. LESS Handle.



GENERAL DESCRIPTION:

In-Wall Diverter: Rotational control alternates water flow between two (R422/R422S) or three (R433/R433S) different shower outlets (i.e. showerhead, handspray, body side spray or tub spout). Forged brass valve body. Mixed water inlet and two (R422/R422S) or three (R433/R433S) outlets are marked on back of valve body. 1/2" NPT connections on mixed water inlet and two (R422/R422S) or three (R433/R433S) outlets. Stamped brass escutcheon. Tub port with increased water flow (see chart).

PRODUCT FEATURES:

- Solid Brass Construction:** Durable, ideal material for prolonged contact with water.
- Removable Plaster Guard:** Permits checking of valve installation prior to installing trim parts.

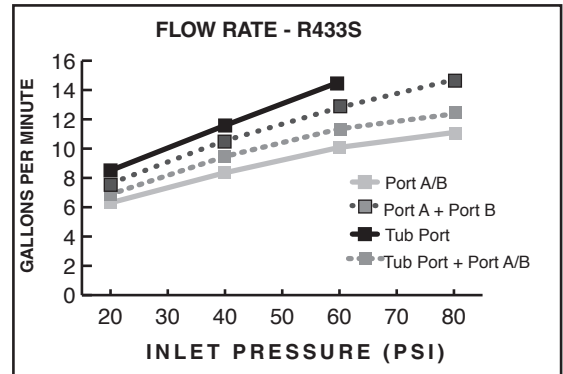
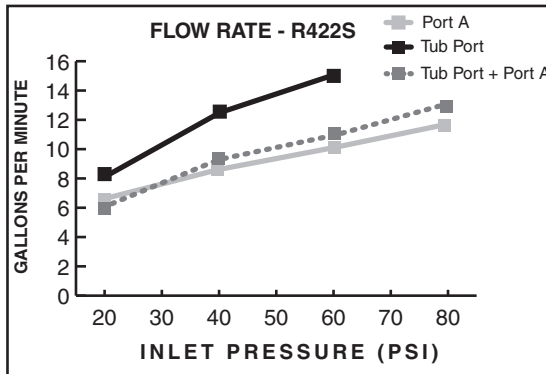
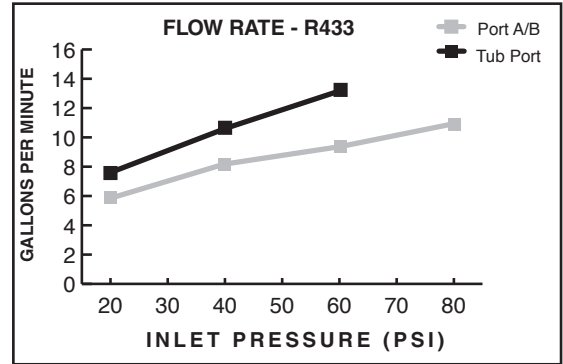
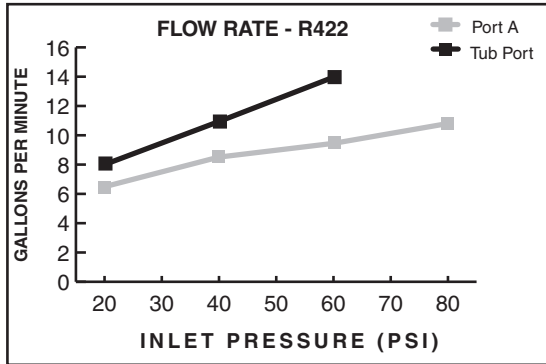
NOTE: Cannot be used as a shut-off valve.

SUGGESTED SPECIFICATION
Two (three) way diverter shall feature a forged brass body with 1/2" NPT mixed water inlet and outlets. Fitting shall be American Standard Model # T342.430.____ (Diverter Valve Trim) and R4____. (Rough Valve Body).

CODES AND STANDARDS


These products meet or exceed the following codes and standards:

ASME A112.18.1
CSA B125.1




| TRIM KITS * | Product Number | Description |
|-------------|----------------|----------------------------------|
| | T342.430 | Diverter Valve Trim. LESS valve. |

* TRIM & ROUGH MUST BE ORDERED SEPARATELY.



| ROUGH VALVE BODIES | Product Number | Description |
|--------------------|----------------|---|
| | R422* | Two-Way In-Wall Diverter. 2 Discrete functions. LESS handle. |
| | R422S* | Two-Way In-Wall Diverter. 2 Discrete/1 Shared functions. LESS handle. |
| | R433* | Three-Way In-Wall Diverter. 3 Discrete functions. LESS handle. |
| | R433S* | Three-Way In-Wall Diverter. 3 Discrete/3 Shared functions. LESS handle. |

 Meets the American Disabilities Act Guidelines and **ANSI A117.1** Requirements for the physically challenged.