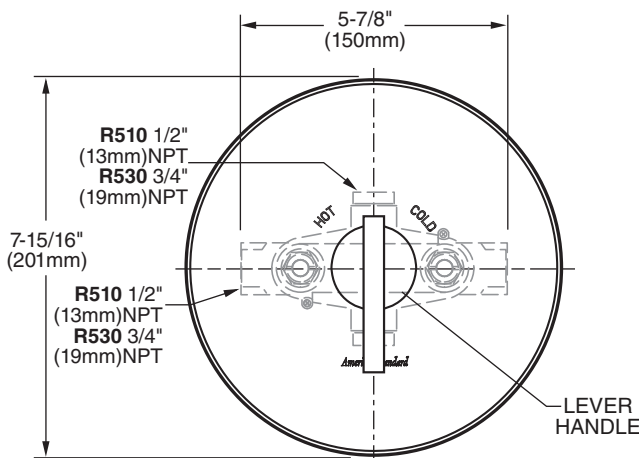
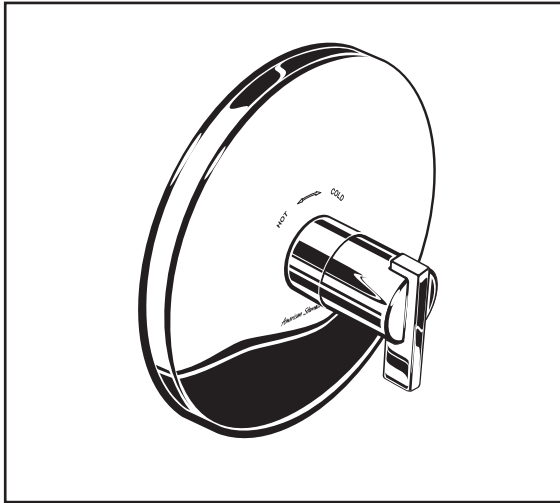


American Standard

Style That Works Better

BOULEVARD CENTRAL THERMOSTAT TRIM KIT



GENERAL DESCRIPTION:

Cast brass valve body. The single unit contains one handle, which sets the desired temperature. The temperature is maintained by a wax element moving a shuttle valve between hot and cold. Includes Hot Limit Safety Stop. Maximum temperature limit is 44 degrees Celsius. Escutcheon plate is stamped brass. Available with 1/2" or 3/4" NPT inlets and outlets. The valve has a high flow rate, ideal for multiple outlet installations.

MODEL NUMBER:

TRIM KITS:

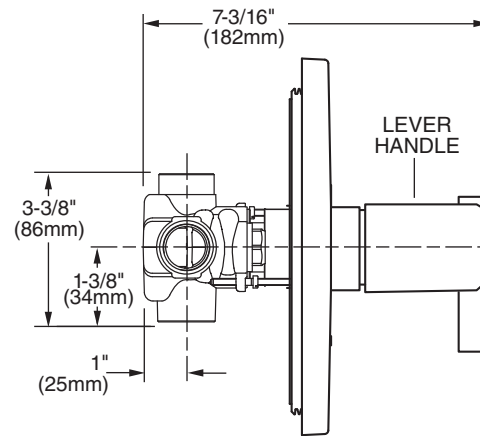
- ☐ **T431 730 Boulevard Central Thermostat Trim Kit**
Less volume control. Lever Handle. LESS Valve.

ROUGH VALVES:

- ☐ **R510 Rough Valve Body only**
1/2" NPT inlets/outlets. LESS Trim.
- ☐ **R530 Rough Valve Body only**
3/4" NPT inlets/outlets. LESS Trim.

NOTE:

- Requires separate on/off volume control.
- When used as a Bath/Shower:
EITHER
 - must use separate on/off volume control for each spray outletOR
 - a diverter tub spout (requires twin ell - Model #8888.120) IS REQUIRED



PRODUCT FEATURES:

Brass Casting: Highest quality faucet material for durability & long life.

Wax Thermostatic Unit: Permits shuttle valve to move between the hot and cold seats to maintain the pre-selected constant water temperature.

Back to Back Capable: Hot and cold can be reversed.

Spring-Loaded Check Valves: When the hot and cold water enters the fitting, both supplies pass through the spring-loaded check valves to prevent cross flow of hot and cold water.

Integrated Stop Valves: Ensure easy cleaning and servicing.

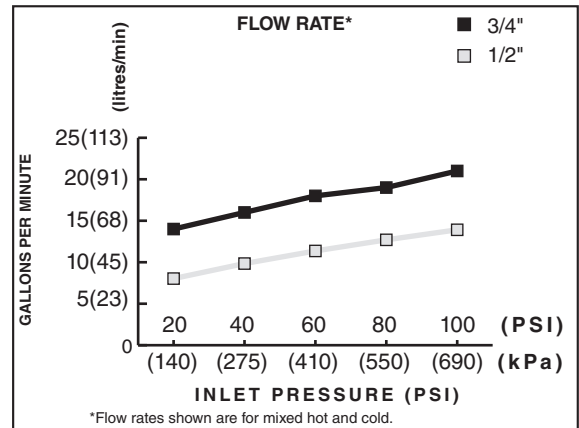
Adjustable Hot Limit Safety Stop: Limits the amount of hot water allowed to mix with cold. Reduces the risk of accidental scalding. Maximum water temperature limit may be reduced to 40 or 43 degrees Celsius.


Limited Lifetime Warranty.

CODES AND STANDARDS

These products meet or exceed the following codes and standards:

ASSE 1016
ASME A112.18.1
IAPMO (cUPC)



TRIM KIT**	Product Number	Description	Finish Options	
			Polished Chrome	PVD Satin Nickel
			002	295
	T431 730*	Central Thermostat Trim Kit. Less volume control. Lever Handle 		

ROUGH VALVE BODIES	Product Number	Description
	R510	Rough Valve Body less trim. 1/2" inlets/outlets.
	R530	Rough Valve Body less trim. 3/4" inlets/outlets.

***NOTE:** • When used as a Bath/Shower a separate on/off volume control for each spray outlet must be used.
Requires twin ell twin ell - (Model #8888.120 - must be ordered separately) for use with diverter spouts.
 • Requires separate on/off volume control.

**** ROUGH & TRIM MUST BE ORDERED SEPARATELY.**