


## ElectriFLEX LD™ (Light Duty) Commercial Upright Electric Water Heater



Photo is of  
LE350S3-3



### Bradford White ElectriFLEX LD™ Upright Electric Models Feature:

- **Fully Automatic Thermostat Controls**—Fast acting surface-mount thermostats with a maximum setpoint of 175°F (79°C) and a high limit energy cut-off (manual reset) for safety.
- **Direct Heat Transfer With Immersed Elements**—Transfers heat directly and efficiently to the water. Screw-in style.
- **Factory-Installed Hydrojet® Total Performance System**—Sediment build-up reducing device that also increases first hour rating of hot water while minimizing temperature build-up in tank.
- **Vitraglas® Lining**—An exclusively engineered enamel formula that provides superior tank protection from the highly corrosive effects of hot water. This formula (Vitraglas®) is fused to the steel surface by firing at a temperature of over 1600°F (871°C).
- **Insulation System**—3" (76mm) Non-CFC foam insulation covers the sides and top of the tank, reducing heat loss. This results in less energy consumption, improved efficiencies, and jacket rigidity.
- **Water Connections**—3/4" (19mm) NPT factory-installed true dielectric fittings extend water heater life and simplify water line connections.
- **Factory-Installed Heat Traps**—Design incorporates a flexible disk that reduces heat loss in piping and eliminates the potential for noise generation.
- **Protective Magnesium Anode Rod**—Provides added protection against corrosion for long-term, trouble-free service.
- **Steel Tank**—Heavy gauge steel automatically formed, rolled, and welded.
- **Field Convertible**—Units are shipped from factory standard Three Phase, Non-Simultaneous and can be converted to Single Phase and/or Simultaneous operation in the field.
- **Field Conversion Kits**—Change voltage and kW in the field (see options on following page).
- **T&P Relief Valve Installed On Top.**



### 3 or 5-Year Limited Tank Warranties / 1-Year Limited Warranty on Component Parts.

For more information on warranty, please visit [www.bradfordwhite.com](http://www.bradfordwhite.com)

For products installed in USA, Canada, and Puerto Rico. Some states do not allow limitations on warranties. See complete copy of the warranty included with the heater.

MANUFACTURED UNDER ONE OR MORE OF THE FOLLOWING U.S. PATENTS: 5,682,666; 7,634,976; 5,660,165; 5,954,492; 6,056,542; 6,935,280; 5,372,185; 5,485,879; 5,574,822; 7,971,560; 7,992,526; 6,684,821; 7,334,419; 7,866,168; 7,270,087; 7,007,748; 5,596,952; 6,142,216; 7,699,026; 5,341,770; 7,337,517; 7,665,211; 7,665,210; 7,063,132; 7,063,133; 7,559,293; 7,900,589; 5,943,984; 8,082,888; 5,988,117; 7,621,238; 7,650,859; 5,761,379; 7,409,925; 5,277,171; 8,146,772; 7,458,341; 2,262,174. OTHER U.S. AND FOREIGN PATENT APPLICATIONS PENDING. CURRENT CANADIAN PATENTS: 2,314,845; 2,504,824; 2,108,186; 2,143,031; 2,409,271; 2,548,958; 2,112,515; 2,476,685; 2,239,007; 2,092,105; 2,107,012. Vitraglas® and Hydrojet® are registered trademarks of Bradford White® Corporation.

# Commercial Electric Water Heater

## ElectriFLEX LD™ Upright Models

Meet or exceed ASHRAE 90.1b (current standard) C.E.C. Listed

Model Number	Nominal Gal. Capacity		DOE Rated Storage Volume (Gal.)	First Hour Rating (Gal.)	Uniform Energy Factor	Recovery at 100°F Rise*		A Floor to Top of Heater in.	B Jacket Dia. in.	C Floor to Water Conn. in.	D C/L of Water Conn. in.	E Floor to T&P Conn. in.	G Water Conn. NPT in.	Approx. Shipping Weight lbs.
	U.S. Gal.	Imp. Gal.				U.S. GPH	Imp. GPH							
LE330S3-3	30	25	27	43	0.92	18	15	46 <sup>11</sup> / <sub>16</sub>	20	48 <sup>15</sup> / <sub>16</sub>	8	48 <sup>15</sup> / <sub>16</sub>	3/4	100
LE340S3-3	40	33	36	49	0.91	18	15	47 <sup>3</sup> / <sub>16</sub>	22	49 <sup>7</sup> / <sub>16</sub>	8	49 <sup>7</sup> / <sub>16</sub>	3/4	114
LE350S3-3	50	42	45	60	0.92	18	15	47 <sup>3</sup> / <sub>16</sub>	24	49 <sup>7</sup> / <sub>16</sub>	8	49 <sup>7</sup> / <sub>16</sub>	3/4	144
LE255T3-3	55	46	55	75	0.93	18	15	56 <sup>15</sup> / <sub>16</sub>	23	58 <sup>3</sup> / <sub>16</sub>	8	58 <sup>3</sup> / <sub>16</sub>	3/4	142

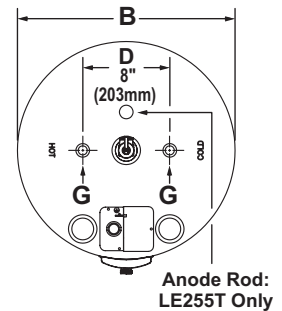
Model Number	Nominal Liter Capacity	DOE Rated Storage Volume (Liters)	First Hour Rating (Liters)	Uniform Energy Factor	Recovery at 56°C Rise* Liters/Hour	A Floor to Top of Heater mm.	B Jacket Dia. mm.	C Floor to Water Conn. mm.	D C/L of Water Conn. mm.	E Floor to T&P Conn. mm.	G Water Conn. NPT mm.	Approx. Shipping Weight kg.
LE330S3-3	114	102	163	0.92	68	1186	508	1243	203	1243	19	45
LE340S3-3	151	136	186	0.91	68	1199	559	1256	203	1256	19	52
LE350S3-3	189	170	227	0.92	68	1199	610	1256	203	1256	19	65
LE255T3-3	208	208	284	0.93	68	1446	584	1478	203	1478	19	64

Specify wattage and voltage when ordering. Use chart below for maximum wattages at certain voltages For 5 year models, change suffix "3" to "5". \*Based on 4500W/4500W, Non-Simultaneous operation. NSF Kits available when ordering.

Wattage Limitations for Non-Simultaneous and Simultaneous Operation	Voltage						
	120V	208V	240V	277V	380V	415V	480V
1500W / 1500W	yes	yes	yes	yes	yes	yes	yes
2000W / 2000W	no	yes	yes	yes	yes	yes	yes
2500W / 2500W	no	yes	yes	yes	yes	yes	yes
3000W / 3000W	no	yes	yes	yes	yes	yes	yes
3500W / 3500W	no	yes	yes	no	yes	yes	no
4000W / 4000W	no	yes	yes	yes	yes	yes	yes
4500W / 4500W	no	yes	yes	yes	yes	yes	yes
5000W / 5000W	no	yes	yes	yes	yes	yes	yes
5500W / 5500W	no	yes	yes	no	yes	yes	no
6000W / 6000W	no	no	yes	yes	yes	yes	yes

Wattage	Recovery ▲ GPH Temperature Rise °F					Wattage	Recovery ▲ LPH Temperature Rise °C				
	60	80	90	100	120		34	45	50	56	67
1500W	10	8	7	6	5	1500W	38	30	26	23	19
2000W	14	10	9	8	7	2000W	53	38	34	30	26
2500W	17	13	11	10	9	2500W	64	49	42	38	34
3000W	21	15	14	12	10	3000W	79	57	53	45	38
3500W	24	18	16	14	12	3500W	91	68	61	53	45
4000W	28	21	18	16	14	4000W	106	79	68	61	53
4500W	31	23	21	18	15	4500W	117	87	79	68	57
5000W	34	26	23	21	17	5000W	129	98	87	79	64
5500W	38	29	25	23	19	5500W	144	110	95	87	72
6000W	41	31	28	25	21	6000W	155	117	106	95	79

▲(GPH based on Non-Simultaneous operation, when Simultaneous operation the GPH/ LPH will approximately double.)



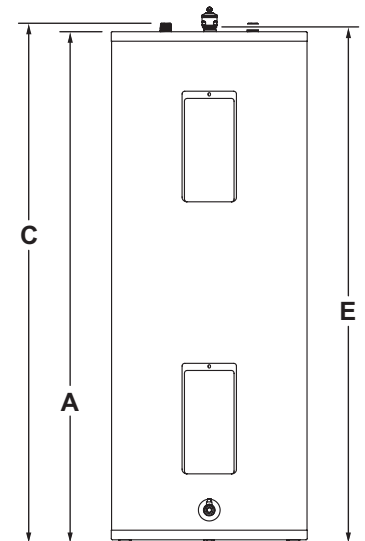
### Voltage and Wattage Conversion Kits

Simultaneous and Non-Simultaneous Wattage	Voltage						
	120V	208V	240V	277V	380V	415V	480V
1500W / 1500W	415-46409-01	415-46409-05	415-46409-13	415-46409-16	415-46409-24	415-46409-41	415-46409-32
2000W / 2000W	N/A	415-46409-06	415-46409-05	415-46409-17	415-46409-43	415-46409-24	415-46409-33
2500W / 2500W	N/A	415-46409-07	415-46409-06	415-46409-18	415-46409-25	415-46409-43	415-46409-34
3000W / 3000W	N/A	415-46409-08	415-46409-14	415-46409-19	415-46409-26	415-46409-25	415-46409-35
3500W / 3500W	N/A	415-46409-09	415-46409-07	N/A	415-46409-54	415-46409-26	N/A
4000W / 4000W	N/A	415-46409-49	415-46409-08	415-46409-20	415-46409-56	415-46409-54	415-46409-36
4500W / 4500W	N/A	415-46409-11	415-46409-09	415-46409-51	415-46409-57	415-46409-55	415-46409-59
5000W / 5000W	N/A	415-46409-50	415-46409-15	415-46409-52	415-46409-58	415-46409-56	415-46409-38
5500W / 5500W	N/A	415-46409-67	415-46409-49	415-46409-61**	415-46409-63	415-46409-57	415-46409-62**
6000W / 6000W	N/A	415-46409-66*	415-46409-68	415-46409-53	415-46409-64	415-46409-58	415-46409-60

Note: Chart can be used to determine maximum wattage at certain voltages.

Each kit will include two replacement elements, two gaskets, a rating plate overlay and one set of instructions. For water heaters with only one element, please retain the extra element and gasket as a service part.

\*415-46409-66 contains only one element. \*\*INCOLOY® element only.



### General:

All models comply with NAECA III requirements. All models UL® listed. These heaters are wired inter-locking (Non-Simultaneous, Three Phase) 240V with two 4500W elements, unless otherwise specified. All water and electrical connections are 3/4" NPT (19mm). All models certified at 300 PSI test pressure (2068 kPa) and 150 PSI working pressure (1034 kPa.)

Dimensions and specifications subject to change without notice in accordance with our policy of continuous product improvement.

— BRADFORD WHITE IS —

**AMERICAN STRONG**

Sales: 800-523-2931 ■ Fax 215-641-1612

24/7 Technical Support: 800-334-3393 ■ Email techserv@bradfordwhite.com

Products made by Bradford White are manufactured in the United States using the finest raw materials and components from around the world.

**Built to be the Best®**