

BRIZO®

BATHROOM FAUCETS

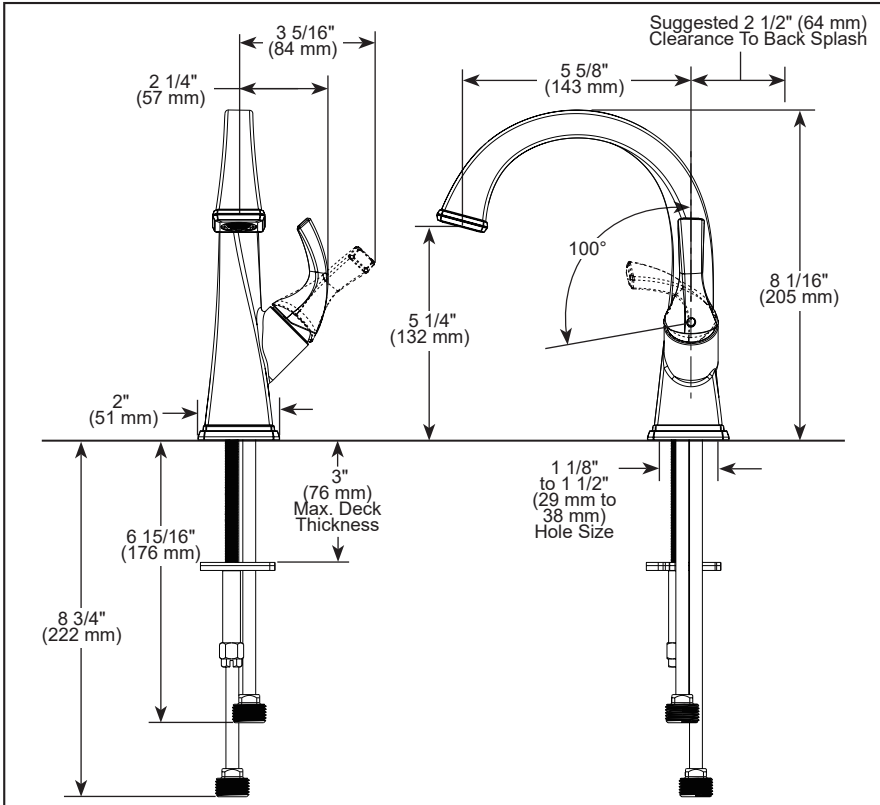
- Virage® Bath Collection
- Single Handle Deck Mount

STANDARD SPECIFICATIONS:

- Max. flow rate 1.5 gpm @ 60 psi, 5.7 L/min @ 414 kPa
- Max. flow rate (ECO models only) 1.2 gpm @ 60 psi, 4.5 L/min @ 414 kPa
- Single hole mount
- Solid brass fabricated body
- Control mechanism - 25 mm ceramic disc cartridge with metal stem
- Spout features hidden water efficient laminar flow aerator
- 1/2-14 NPSM threaded inlets
- Drain sold separately

WARRANTY

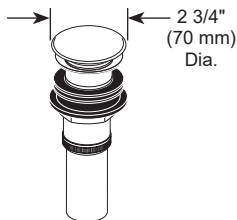
- Parts and Finish - Lifetime limited warranty; or for commercial purchasers, 10 years for multi-family residential (apartments and condominiums) and 5 years for all other commercial uses, in each case from the date the product is received by the original purchaser or their authorized representative (installation contractor, etc.).
- Electronic Parts and Batteries (if applicable) - 5 years from the date the product is received by the original purchaser or their authorized representative (installation contractor, etc.); or for commercial purchasers, 1 year from the date the product is received by the original purchaser or their authorized representative (installation contractor, etc.). No warranty is provided on batteries.
- Please go to www.brizo.com for the complete details of our limited warranty.



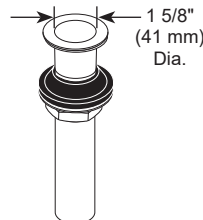
RP72411▲ Grid Strainer Drain less overflow holes



RP72413▲ Push Button Drain less overflow holes



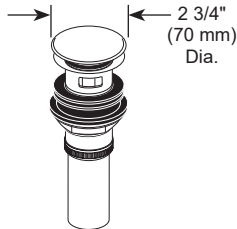
RP81627▲ Push Button Drain less overflow holes



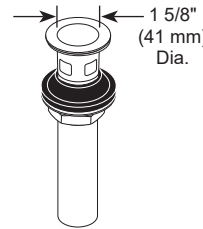
RP72412▲ Grid Strainer Drain with overflow holes



RP72414▲ Push Button Drain with overflow holes



RP81628▲ Push Button Drain with overflow holes



▲ Designate Proper Finish Suffix

Brizo Kitchen & Bath Company reserves the right (1) to make changes in specifications and materials, and (2) to change or discontinue models, both without notice or obligation. Dimensions are for reference only. See current full-line price book or www.brizo.com for finish options and product availability.

BSP-L-65030LF Rev. E

COMPLIES WITH:

- ASME A112.18.1 / CSA B125.1
- ASME A112.18.2 / CSA B125.2
- EPA WaterSense®
- ♿ ICC/ANSI A117.1 - Valve control only

Brizo Kitchen & Bath Company

55 E. 111th Street, Carmel, Indiana 46280
350 South Edgeware Road, St. Thomas, ON N5P 4L1
© 2024 Brizo Kitchen & Bath Company