



Battery Operated - Deck Mount Electronic Lavatory Faucet - Single Hole Installation

590-PALGHDF

Description

The model features a flow rate of 0.5 gpm (1.9 L/min) with a laminar spray type, complemented by Proximity® Sensing Technology for efficient sensor functionality. Operated by 4 "C" cell batteries, the system ensures a reliable power supply. The chrome finish enhances its aesthetic appeal, while the deck mount installation adds practicality. The spout is constructed entirely from metal, and the solenoid and controller are housed in a surface mount configuration, combining durability with functional design.

Specification

- Flow Rate: 0.5 gpm (1.9 L/min)
- Spray Type: Laminar
- Sensor Type: Proximity® Sensing Technology
- Power Supply: Battery Operated (4 "C" cell)
- Finish: Chrome
- Mounting Type: Deck Mount
- All Metal Spout Construction
- Solenoid and Controller in Surface Mount Housing

Features

- Proximity® Sensing Technology - No visible sensor, the spout is the sensor
- Adjustable Sensing Range and Timeout - Customize sensing range and timeout settings based on specific preferences and needs
- Serviceable Filter Screen - Equipped with a conveniently serviceable filter screen located upstream of the solenoid valve
- Centre mount-single hole installation
- Hands-Free Operation: Allows for touchless operation, promoting hygiene and convenience

Required Accessories

- R2570-MIXLF or R3270-MIXLF - Thermostatic Mixing Valve Required for Surface Mount Box

Optional Accessories

- 060651A - 3 Position Switch
- 061256A - 36" (91 cm) Sensor Extension Cable

Complies With

- ASME A112.18.1/CSA B125.1
- ICC/ANSI A117.1
- Verified compliant with 0.25% weighted average Pb content regulations



(Contact Delta Representative for State and/or Local Approvals)



Operation

- Hands-Free Operation - No visible sensor, the spout is the sensor - Water flows when sensing is activated - Water flow stops promptly upon deactivation of sensing
- Adjustable Auto Shut-off - The auto shut-off feature is adjustable, with a factory setting of 45 seconds
- Adjustable Sensing Distance - Sensing distance can be customized from 3" to 15" (76 to 381mm) - The factory setting is 3" (76 mm)
- Low Battery Alert - An audible beep activates after the faucet shuts off when low battery condition exists
- Metering Mode - Offers selectable flow times ranging from 7 seconds to 4 minutes - Factory setting is off
- Periodic Rinse Feature - Time for periodic rinse is adjustable in 6-hour increments, up to 2 days - Selectable rinsing lengths range from 10 to 180 seconds - Factory setting is off
- Single Tempered Water Supply Requirement - Ensures optimal operation by necessitating a single tempered water supply

Notes

- Designed to accommodate routine 180°F (82°C) disinfection cycles lasting up to 10 minutes
- Use only Delta® supplied cable sets. Using non-Delta® cables, cutting or splitting any components will void the warranty
- Compatibility: Proximity® models are not suitable for use on enamel-covered metal sinks

NOTICE Dimensions are for reference only. Measurements may vary $\pm 0.25"$ (6 mm).

Max. flow rates are at 60 psi (414 kPa).

WaterSense® is a registered trademark of the U.S. Environmental Protection Agency.

Delta Faucet Company reserves the right (1) to make changes in specifications and materials, and (2) to change or discontinue models, both without notice or obligation. See current full-line price book for finish options and product availability.

Masco Canada Limited
350 South Edgeware Rd, St Thomas, Ontario, Canada N5P 4L1
1-800-387-8277

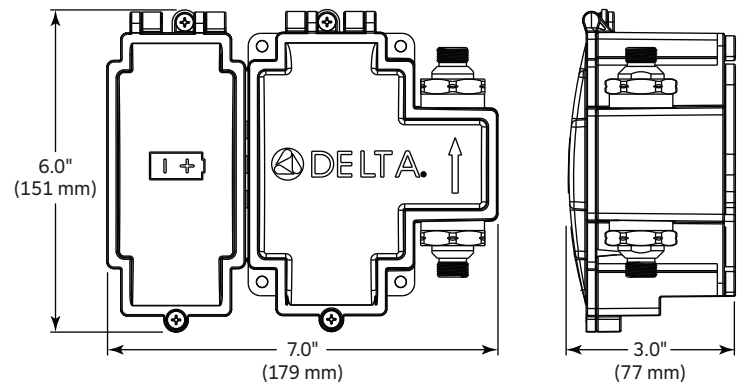
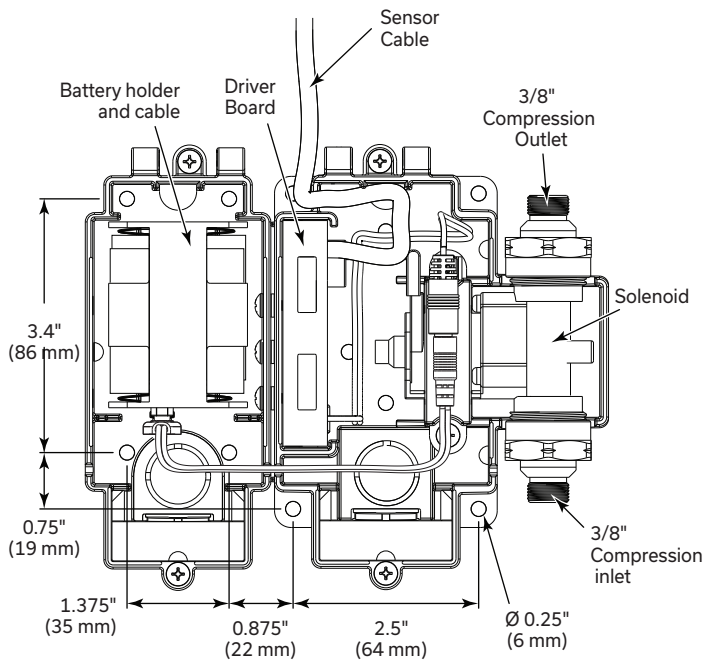
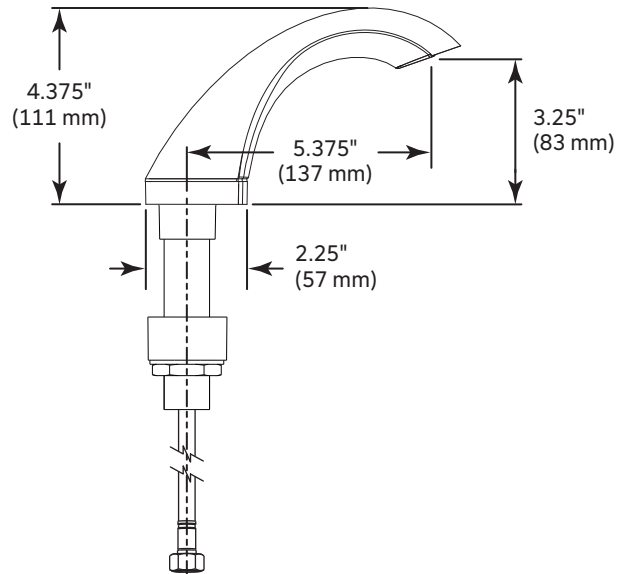
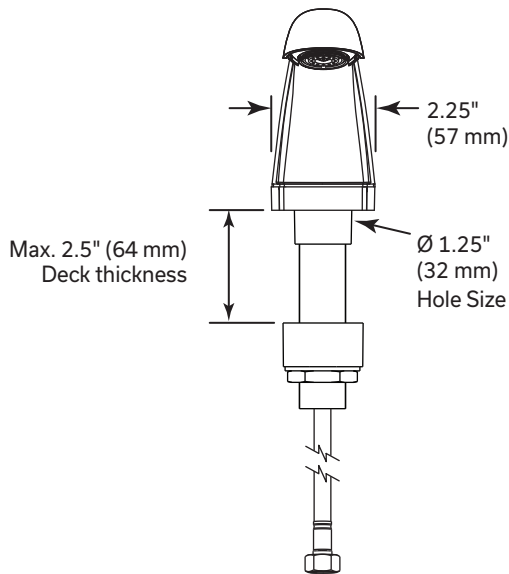
590-PALGHDF

This spec was produced on April 08, 2024.



Battery Operated - Deck Mount Electronic Lavatory Faucet - Single Hole Installation

590-PALGHDF



NOTICE Dimensions are for reference only. Measurements may vary $\pm 0.25"$ (6 mm).

Max. flow rates are at 60 psi (414 kPa).

WaterSense® is a registered trademark of the U.S. Environmental Protection Agency.

Delta Faucet Company reserves the right (1) to make changes in specifications and materials, and (2) to change or discontinue models, both without notice or obligation. See current full-line price book for finish options and product availability.

Masco Canada Limited
350 South Edgeware Rd, St Thomas, Ontario, Canada N5P 4L1
1-800-387-8277

590-PALGHDF

This spec was produced on April 08, 2024.