




Electronic Faucets

Hardwire - 4" Lavatory - CAST one-piece body with H2Optics® (Product supplied with a Converter to convert 24VAC to 6 VDC)

Model No: 591T0250

COMPLIES WITH:

- CSA certified.
- Complies to ASME A112.18.1/CSA B125.1
-  Indicates compliance to ICC/ANSI A117.1
- Patented
- Verified compliant with 0.25% weighted average Pb content regulations
- NOTE 1: For optimum performance of this product, we recommend a system pressure between 20 and 80 PSI static. This product will operate up to a maximum of 125 PSI static per ANSI and CSA requirements. However, we do not recommend pressures above 80 PSI. Thermal expansion or leaking pressure reducing valves may require use of expansion tanks or relief valves to ensure your system never exceeds its maximum intended pressure setting.
- NOTE 2: Designed for routine 171°F (77°C) disinfection cycles up to 30 minutes.
- NOTE 3: Control Box #8 is not recommended for high temperature disinfection cycles as the thermostatic mixing valve limits the higher temperature flow output
- (Contact Delta Representative for State and/or Local Approvals)



NOTES:

Verified to <0.25% Pb average wetted surface regulations

CA/VT Compliance:

This COMPLETE SERIES is ONLY available as CA/VT Compliant product as of April 15, 2013.

The Product Numbers have NOT changed.

Control Box(0) - Supplied as COMPLETE PRODUCT ONLY

SPECIFICATION:

- Supplied as complete product
- H2Optics® technology – no external adjustments required
- Chrome-plated CAST 102 mm (4") spout with integral sensor
- (24 VAC) Hardwire powered by Class II transformer (purchased separately)
- Adjustable sensing range and timeout
- Forged brass solenoid valve
- Surface mount housing
- Mixing valve required (order separately)
- Hardwire - 4" Lavatory - CAST one-piece body with H2Optics® (Product supplied with a Converter to convert 24VAC to 6 VDC)
- Spout#: 2 - 4" (102mm) Cast Lavatory Spout
- Outlet#: 5 - Vandal Resistant 0.5 gpm (1.9 L/min) Laminar Outlet
- Solenoid and Controller in Surface Mount Housing- REQUIRED SINGLE TEMPERED WATER SUPPLY

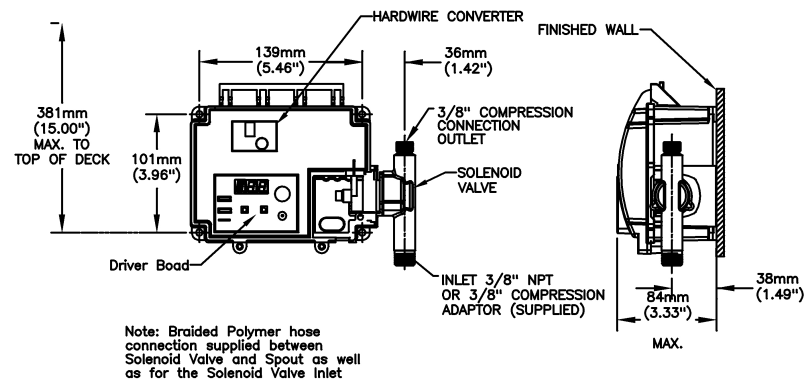
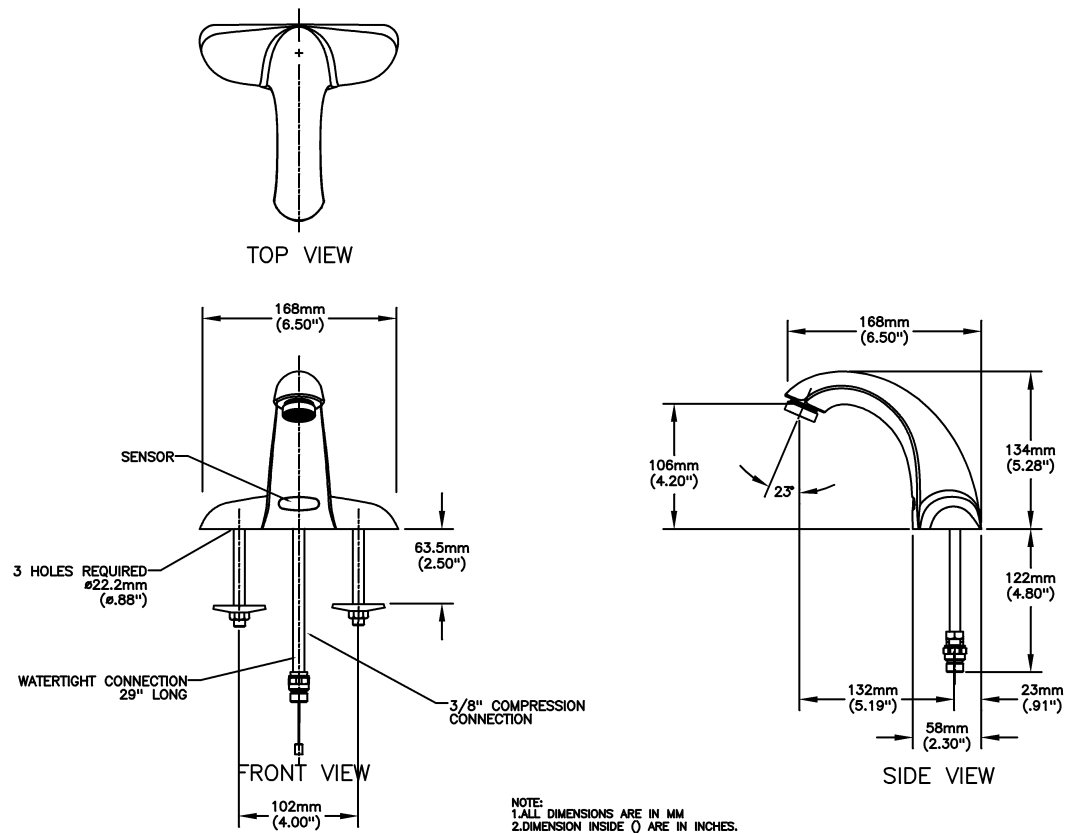
OPERATION:

- Hands free (touchless) operation.
- Water flows when sensor is activated.
- Water flow stops upon de-activation of sensor.
- Adjustable auto shut-off feature. Factory set to 45 seconds. Will reset once obstruction is removed.
- Adjustable sensing distance 76 to 381mm (3" to 15") factory set to 229mm (9") (± 3.0")
- Low battery audible beep (for battery models only) will activate after faucet shuts off when approximately 1500 cycles remain.
- Metering mode with selectable flow times of 7 seconds to 4 minutes, factory set off.
- Periodic Rinse feature, time adjustable in 6 hour increments up to 2 days. Selectable rinsing lengths from 10 to 180 seconds. Factory set off.

(Dimensional drawing on following page)

Delta reserves the right (1) to make changes to specifications and materials, and (2) to change or discontinue models, both without notice or obligation. Dimensions are for reference. Measurement may vary plus or minus 6mm(0.25"). Mounting locations are suggested only. Check with local codes for requirements in your area. This spec was produced November 14, 2016.

Delta Faucet Company - 55 East 111th St. - Indianapolis, Indiana, USA 46280 - (317) 848-1812
Delta Faucet Canada - 395 Matheson Blvd E - Mississauga, Ontario, Canada L4Z 2H2 - (905) 712-3030



Delta reserves the right (1) to make changes to specifications and materials, and (2) to change or discontinue models, both without notice or obligation. Dimensions are for reference. Measurement may vary plus or minus 6mm(0.25"). Mounting locations are suggested only. Check with local codes for requirements in your area. This spec was produced November 14, 2016.

Delta Faucet Company - 55 East 111th St. - Indianapolis, Indiana, USA 46280 - (317) 848-1812
Delta Faucet Canada - 395 Matheson Blvd E - Mississauga, Ontario, Canada L4Z 2H2 - (905) 712-3030