

**SPECIFICATIONS**

**Features/Benefits**

- Integral Check Valve
- 1/2" Supply Connection

**Available Color/Finishes**

Color	Description
	Chrome

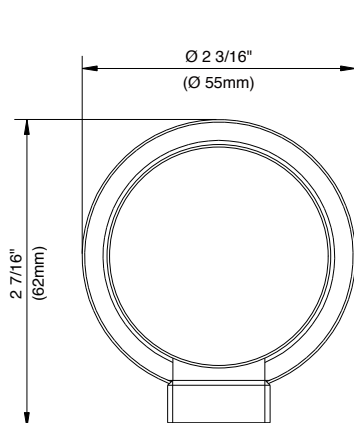
Please see danze.com or current price list for available finishes.  
Finish is defined by additional suffix.



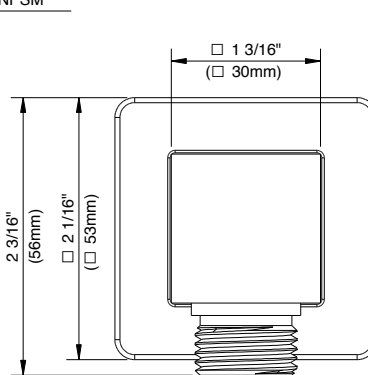
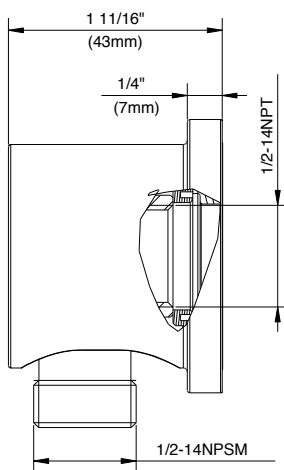
D469058



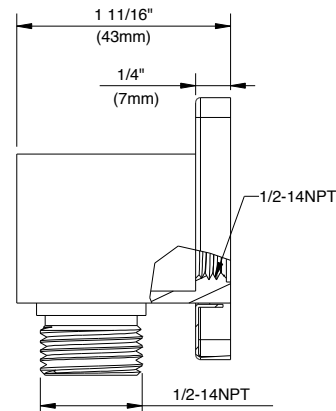
D469059



**D469058**



**D469059**



**Submittal Information:**

Name: \_\_\_\_\_  
Location: \_\_\_\_\_

Contractor: \_\_\_\_\_  
Contact #: \_\_\_\_\_