

SPECIFICATIONS

Features/Benefits

- 2.0 gpm (7.6 L/min) Maximum Flow Rate @ 80 psi
- Includes Treysta™ Pressure Balance Ceramic Disc Cartridge
- Requires Treysta™ Rough-In Valve, G00GS500 Series (Horizontal Inputs) or G00GS520 Series (Vertical Inputs)
- Includes Single-Function Viper™ Showerhead, G0049107
- 6" Metal Shower Arm
- Diverter on Tub Spout
- Accommodates Standard, Back-to-Back, and Thin Wall Installations

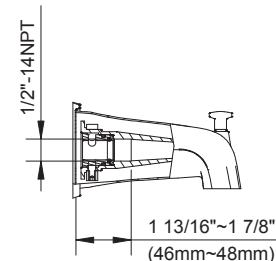
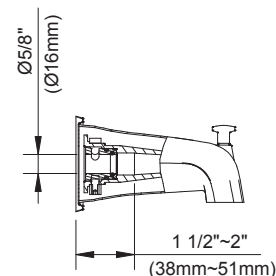
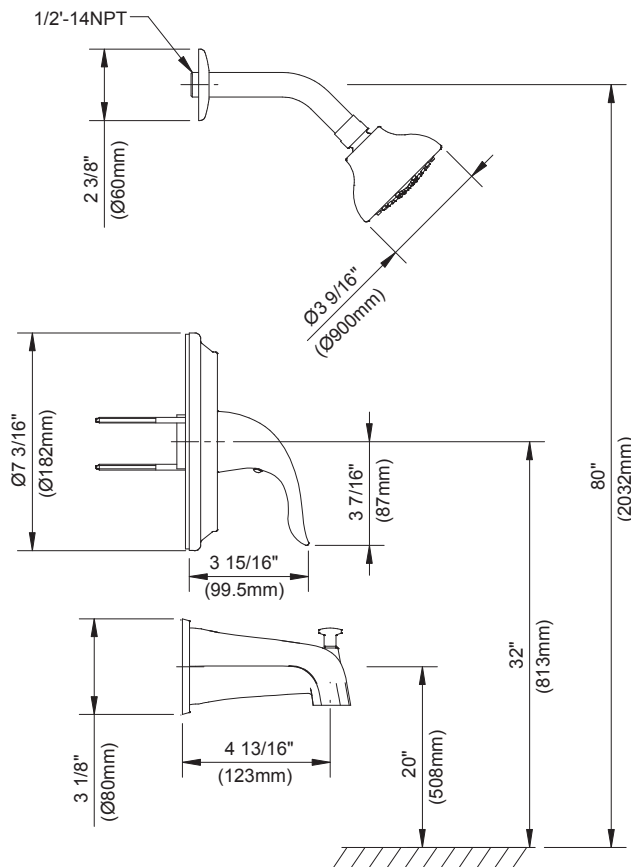


Available Color/Finishes

Chrome

Please see gerber.com or current price list for available finishes.
Finish is defined by additional suffix.

Standards & Certifications



Submittal Information:

Name: _____

Location: _____

Contractor: _____

Contact #: _____

WARRANTY: Gerber products are covered by a manufacturer's limited warranty for manufacturing defects.

2500 Internationale Parkway, Woodridge, IL 60517, USA www.gerberonline.com or CA www.gerberonline.ca

10/18