

## Star Teck XP® (STX) – Hazardous Location Series Fittings for Teck Cable

### Easy Installation

Hub has hexagonal shape for dependable tool grip.

### User-friendly

Internal splines allow installer to tighten gland nut either on or off enclosure.

### Highly Efficient, Highly Visible


Union features twist-on action for easy connection and disconnection; red color assures high visibility, easy recognition. Union also serves as a "puller" during disassembly.

### Corrosion Resistant

Copper-free construction. All-aluminum body and gland nut resist corrosion and oxydation.

### Dependable Service

Stainless steel retaining ring. Withstands corrosive environments. Non-magnetic.



### Easy Fill and Assembly

Sealing chamber is easier to fill, requires less sealing compound — saves time, material. Flame path is optimally designed to allow for easy insertion into hub. Quick-turn lock unitizes assembly during installation.

### Exclusive Power Grip

Provides grip that's high upon cable armour — not on first convolution — so precise cable preparation is not critical. Non-magnetic stainless steel Power Grip grounding ring assures 360° long-term dependable grounding. Also provides phenomenal tensile pull out resistance.

### Easy to Install in Tight Spaces

Low profile gland nut fits tightest spaces. Has grooves for hammer/ screwdriver installation and flats for wrench-gripping. Durable and reusable with funnel entry for easy cable insertion.

### Secure, Tight Fit

Tapered bushing. Cone-shaped to provide secure, tight fit while eliminating cupping of water in vertical installations.

## Easy Installation



1. Prepare cable



2. Install StarTeck XP® on cable



3. Tighten gland nut



4. Pot cable (using liquid or putty)



5. Install hub on enclosure



6. Insert cable and tighten red union

## Suggested specifications for metal-clad cable or teck cable fittings in hazardous locations:


1. All metal-clad cable fittings for jacketed and non-jacketed interlocked armour cable, continuous corrugated cable or teck cable shall be approved by a nationally recognized testing laboratory, inspection agency or product evaluation organization.
2. Where corrugated-jacketed, metal-clad cable exposed to intermittent or continuous moisture is terminated into a threaded opening, the fitting shall be watertight type furnished with:
  - a. an elastomeric beveled bushing.
  - b. a funnel entry, splined gland nut.
3. With single conductor cable and/or in corrosive environments, aluminum connectors such as Thomas & Betts Series STX050-464 shall be installed.
4. In hazardous location applications, the fitting shall be of the integral seal type with metal-to-metal contact construction such as Thomas & Betts Star Teck XP® Series.
  - c. a non-magnetic, stainless steel grounding device with dual grounding action.
  - d. a taper threaded hub.
  - e. a hexagonal body and gland nut as manufactured by Thomas & Betts, STX050-464.

Sealing of multi-conductor or shielded cables shall be accomplished with a liquid type polyurethane compound such as Thomas & Betts Series SC4-KIT-1. Putty type sealing compound such as Thomas & Betts Series SC65 may be used for other applications.

### 5. The fitting must:

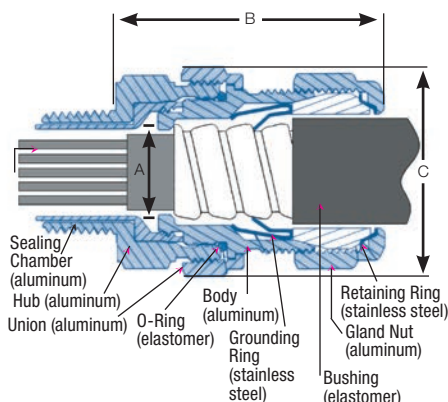
- a. Provide an environmental seal around the outer jacket of the cable and electrically bond the fitting to the cable armour prior to potting the explosion-proof seal.
- b. Allow the possibility of disconnection without disturbing the environmental seal, the electrical bonding or the explosion-proof seal.

## Star Teck XP® (STX) – Hazardous Location Series Fittings for Teck Cable



### Series Star Teck XP® (STX)

Star Teck XP® cable fittings are designed to accommodate a broad range of cables, thereby minimizing the possibility of mismatched cables and fittings in the field. They are available in hub sizes from 1/2 to 4 inches, and will handle outer jacket diameters from 0.525 to 4.185 inches.



Cat. No.	Hub Size (in.)	Max. Vol. of Sealing Compound (cc)	Range Over Jacket (in.)		Dimensions (in.)		
			min.	max.	A (min.)	B*	C
STX050-462	1/2	5	0.525	0.650	0.395	2.50	1.63
STX050-464	1/2	5	0.600	0.760	0.485	2.50	1.63
STX075-465	3/4	8	0.725	0.885	0.607	2.62	1.82
STX075-466	3/4	8	0.825	0.985	0.715	2.62	1.82
STX100-467	1	16	0.880	1.065	0.750	2.83	2.30
STX100-468	1	16	1.025	1.205	0.895	2.83	2.30
STX125-469	1-1/4	23	1.187	1.375	1.057	3.05	2.51
STX150-470	1-1/2	43	1.350	1.625	1.177	3.76	3.26
STX150-550	1-1/2	43	1.500	1.625	1.365	3.76	3.26
STX150-471	1-1/2	43	1.600	1.875	1.465	3.76	3.26
STX200-472	2	72	1.700	1.965	1.552	4.05	3.62
STX200-473	2	72	1.900	2.187	1.752	4.05	3.62
STX200-474	2	72	2.100	2.375	1.990	4.15	4.02
STX250-475	2-1/2	147	2.300	2.565	2.180	4.31	4.58
STX250-476	2-1/2	147	2.500	2.750	2.360	4.31	4.58
STX300-478	3	286	2.580	2.840	2.455	5.64	5.10
STX300-479	3	286	2.790	3.060	2.655	5.80	5.33
STX350-480	3-1/2	366	3.000	3.270	2.859	6.32	5.79
STX350-481	3-1/2	366	3.210	3.480	3.057	6.32	5.79
STX400-482	4	614	3.420	3.690	3.285	6.63	6.19
STX400-483	4	614	3.610	3.870	3.455	6.63	6.19
STX400-484	4	614	3.810	4.030	3.625	7.09	6.90
STX400-485	4	614	3.965	4.185	3.770	7.09	6.90

\* Approximate dimension before installation.

**Note - Sealing compound not included. Order separately.**

### Materials

**Aluminum:** The above listed catalogue numbers relate to aluminum fittings.

**Steel:** To order a steel fitting, add the suffix "S" to the catalogue number (example STX050-464S).

### Certifications

**Type HLA. CSA Certified** Class I, Divisions 1 and 2, Groups A, B, C and D; Class II, Divisions 1 and 2; Groups E, F and G; Class III, SL (integral seal) and Enclosure Type 4 and 4X. Complies with IEC requirements for Class 1, Zones 1 and 2, Groups IIC, IIB and IIA.

**UL Listed for 1/2 through 3 inches** when used with putty or liquid type compound: Class 1, Divisions 1 and 2, Groups A, B, C and D; Class II, Division 2, Groups F and G; Class III and Enclosure Type 4 and 4X.

**UL Listed for 3-1/2 and 4** when used with putty or liquid type compound: Class 1, Divisions 1 and 2, Groups B, C and D; Class II, Division 2, Groups F and G; Class III and Enclosure Type 4 and 4X.

## Sealing Compounds



SC4-KIT-1



SC65

For more details, refer to the installation/instruction sheet.

Cat. No.	Description	Volume (cubic centimeter)
SC4-KIT-1	Liquid type sealing compound (includes pouch of sealing compound with integral spout and fiber damming material).	50 cc

Use SC4-KIT-1 liquid compound for shielded cables and cables with 5 conductors or more (including ground).

Cat. No.	Description	Volume (cubic centimeter)
SC65	Putty type sealing compound (cut-to-length stick)	34 cc

Suitable for use on cables with a maximum of four conductors (including ground).

**We do not recommend SC65 for use with shielded cables.**

Quantity of compound required will vary according to cable conductor fill.

**Note - Thomas & Betts hazardous locations fittings with integral seals (STX, STEX and HLT Series) are UL and CSA certified only when used with SC4-KIT-1 or SC65 sealing compounds. No other sealing compounds have been tested, certified or listed.**