



PART No. CWSC448


for more information visit
www.hammondmfg.com

Data subject to change without notice

Isometric drawing Not to Scale



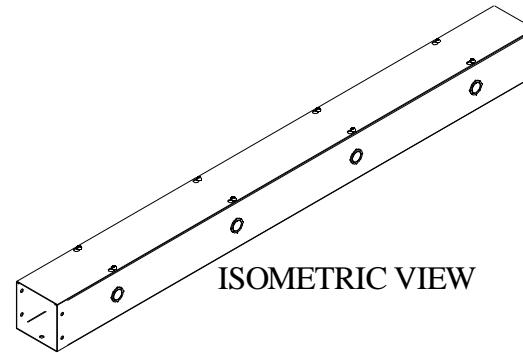
TOP VIEW



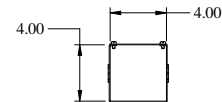
FRONT VIEW



BOTTOM VIEW



ISOMETRIC VIEW



RIGHT SIDE VIEW



REAR VIEW

LEFT SIDE VIEW