



# OLF 2RH LED Security Floodlight

Catalog  
Number

Notes

Type

Hit the Tab key or mouse over the page to see all interactive elements.

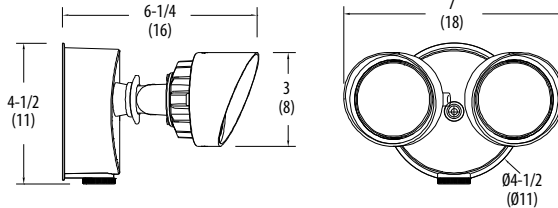
## Specifications

**Width:** 7.00"  
(17.8 cm)

**Height:** 4.5"  
(11.4 cm)

**Depth:** 6.25"  
(15.9 cm)

**Weight:** 1.5 lbs.  
(0.68 kg)



## Introduction

The OLF 2RH LED security floodlight provides more light with enhanced design features offering more choices from an LED security flood offering.

Delivering 2,160 lumens, at only 25 input watts, OLF 2RH replaces up to (2) 90W PAR incandescent lamps offering 86% energy savings. OLF 2RH offers with or without dusk-to-dawn photocell control, offering a flexible and cost effective solution for any application requiring reliable security lighting.

## Ordering Information

**EXAMPLE:** OLF 2RH 40K 120 PE BZ

OLF					
Series	Number of heads	Color Temperature <sup>1</sup>	Voltage	Control	Finish
OLF	2RH 2 heads, round	40K 4000K <sup>1</sup>	120 120 volts	(blank) none PE Dusk-to-dawn photocell	BZ Bronze WH White

### Complete list of configurations available:

OLF 2RH 40K 120 BZ  
OLF 2RH 40K 120 PE BZ  
OLF 2RH 40K 120 WH  
OLF 2RH 40K 120 PE WH

### NOTES

1. Correlated color temperature (CCT) shown is nominal per ANSI C78, 377-2008.
2. LED lifespan based on IESNA LM-80-08 results and calculated per IESNA TM-21-11 methodology.

## FEATURES & SPECIFICATIONS

### INTENDED USE

25 watt LED wall or ceiling mount security floodlight delivers 2,160 lumens for an energy-efficient replacement of (2) 90W incandescent security lights. The OLF LED provides years of maintenance-free general illumination for outdoor applications. Ideal for entrances, walkways, corridors, yards, driveways and patios.

### CONSTRUCTION

Rugged cast-aluminum, corrosion-resistant housing with dark bronze or white polyester powder paint for lasting durability. LED lamp heads are thermally isolated from the driver that is located in the rear housing, promoting a long service life. Lenses are sealed to keep out moisture, dirt and bugs. LEDs maintain 70% of light output at 50,000 hours of service life<sup>2</sup>.

### ELECTRICAL

Consumes 25 input watts utilizing 120V 60Hz driver. Available in models with and without dusk-to-dawn photocell. Rated for outdoor installations, -40°C minimum ambient.

### INSTALLATION

Mounts to a recessed junction box on wall or ceiling. Crossbar and hardware provided. Wet location listed for mounting 4 feet above ground. Tool-less adjustable heads allow for precise aiming. Neighbor-friendly visors are adjustable or removable.

### LISTINGS

UL/cUL listed Listed to U.S. and Canadian safety standards for wet locations. Tested in accordance with IESNA LM-79 and LM-80 standards.

### WARRANTY

Five-year limited warranty. Complete warranty terms located at:

[www.acuitybrands.com/CustomerResources/Terms\\_and\\_conditions.aspx](http://www.acuitybrands.com/CustomerResources/Terms_and_conditions.aspx).

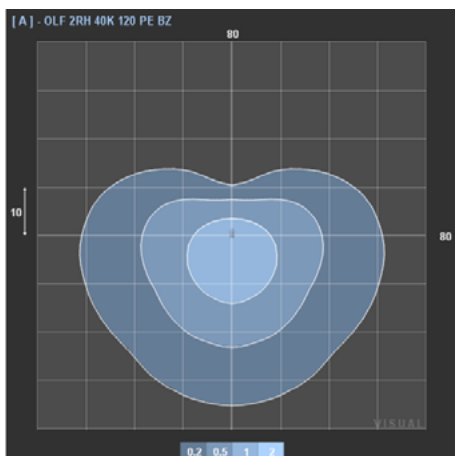

**Note:** Actual performance may differ as a result of end-user environment and application. All values are design or typical values, measured under laboratory conditions at 25 °C. Specifications subject to change without notice.



## Photometric Diagrams

Full photometric data report available within 2 weeks from request. Contact Acuity tech support.

### LEGEND



## Lighting Facts Labels

