




PART No. CWSC648

for more information visit

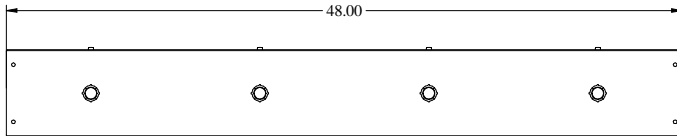
www.hammondmfg.com

Data subject to change without notice


Isometric drawing Not to Scale



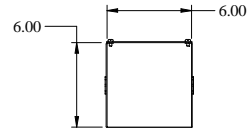
TOP VIEW



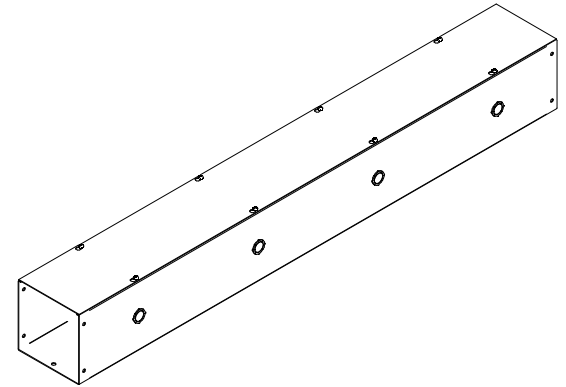
FRONT VIEW



BOTTOM VIEW



RIGHT SIDE VIEW



ISOMETRIC VIEW



REAR VIEW

LEFT SIDE VIEW