




PART No. CWSC848

for more information visit


www.hammondmfg.com

Data subject to change without notice

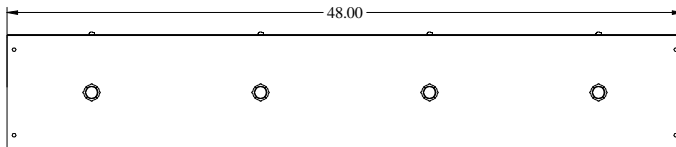
Isometric drawing Not to Scale



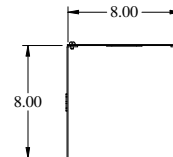
TOP VIEW



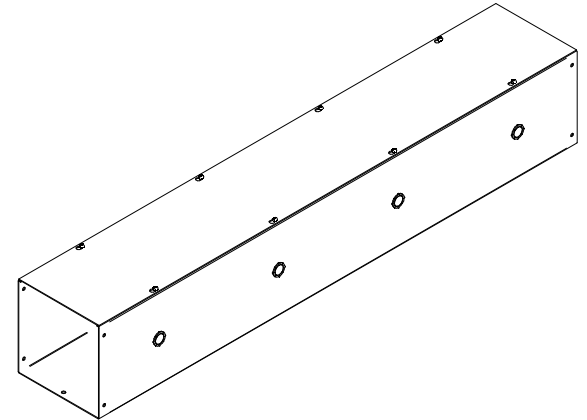
LEFT SIDE VIEW



FRONT VIEW




RIGHT SIDE VIEW



ISOMETRIC VIEW



REAR VIEW



BOTTOM VIEW