SYSTEM 636 FLUE GAS VENTING SYSTEMS

System 636®
FLUE GAS VENTING

FLUE GAS VENTING SYSTEMS

- Fully Certified to ULC S636
- PVC & CPVC materials offered up to 12" size
- Flue gas temperature rating of 65°C (149°F) for PVC and 90°C (194°F) for CPVC
- Engineered specialty fittings

IPEX
by aliaxis

We build tough products for tough environments®

System 636®
FLUE GAS VENTING

Two Certified Solutions

PVC (Polyvinyl Chloride)

System 636 PVC is ULC S636 Class IIA certified for use up to 65°C (149°F).

CPVC (Chlorinated Polyvinyl Chloride)

System 636 CPVC is ULC S636 Class IIB certified for use up to 90°C (194°F).

System 636 offers complete certified systems of pipe, fittings, accessories, and cements meeting the stringent demands of the ULC S636 venting standard. All our piping systems come with the quality, performance and support you've come to expect from IPEX.

A **Complete Gas Venting** system

The ULC S636 Certified Systems for Flue Gas Venting

Gas-fired condensing appliances such as furnaces or hot water heaters normally require two vent pipes, one for the fresh air and one for the exhaust, typically referred to as direct venting. Direct vent appliances draw in outside air for combustion and safely expel exhaust gases directly to the outdoors.

Since the introduction of System 636®, IPEX has made numerous product-line additions to provide the most comprehensive product offering in the market. Renowned for its commitment to safety, System 636 has been a trusted choice for venting gas-fired condensing appliances.

System 636 Common Venting Solution

System 636 Common Venting fully complies with the requirements of the CSA B149.1 Natural Gas and Propane Installation Code that permits appliance manufacturers to specify common venting for their appliances. As part of our Common Venting solution, IPEX offers the System 636 product line up to 12". This product offering includes specialized fittings such as an engineered backflow valve, cleanout condensate drains, and versatile options like reducing wyes and double reducing wyes to cater to the dynamic requirements of modern applications.

System 636 is expertly represented by IPEX with sales, technical, code issues and training support. Front and centre to aid installers and inspectors is the System 636 Installation Methods Guide. The contents of this guide are part of the certification process and contain many important aspects of installation to ensure successful, code-compliant installations. Issues addressed in the guide include support spacing, expansion and contraction, solvent welding procedures, special installations, and terminations.

Understanding PVC & CPVC Material

System 636 is offered in two distinct materials, made to robust dimensions, with a unique temperature rating. In accordance with ULC S636 standard, these venting systems are approved as Type BH vents and are certified for negative or positive pressure venting of gas-fired appliances.

System 636 PVC:

Sizes range from 1-1.2" to 12". Pipe is coloured white with a blue print line and the white fittings have a black and orange certification label.

System 636 CPVC:

Sizes range from 1-1/2" to 12". Pipe is coloured grey with a black print line and the grey fittings have a black and orange certification label.

System 636 Cements & Primers:

System 636 PVC & CPVC solvent cements are specifically formulated and certified for flue gas venting applications. System 636 solvent cements contain an optical brightener visible under UV light to aid installers to identify the proper cement to use. We also offer a PVC & CPVC Primer for applications where the gas venting system is to be installed in temperatures below 0°C (32°F) or for 6" diameters or larger.

Options

Flame Spread & Smoke Development Ratings

Both System 636 PVC and CPVC pipe exhibit a Flame Spread Rating of not greater than 25. CPVC pipe has the added feature of a Smoke Developed Classification of not greater than 50. These properties are listed as per the ULC S102.2 test standard.

System 636 PVC may be used in noncombustible buildings, as detailed in clause 3.1.5.16 of the National Building Code (NBC).

System 636 CPVC may be used in noncombustible buildings, as detailed in clause 3.1.5.16 of the National Building Code (NBC), air plenums, as per NBC article 3.6.4.3.(1), and high buildings as per NBC article 3.2.6.

System 636. Engineered for Safety.

Benefits of Using System 636

- Systems of pipe, fittings, accessories, and cements are ULC S636 certified for use up to 65°C (149°F) for PVC and 90°C (194°F) for CPVC
- Engineered Vent Termination Solutions
- Certification labels are easily identified
- Coloured cement allows for easy joint inspection and provides installers and inspectors with confidence that the proper cement was used
- Installation training, technical and sales team support
- Nationwide distribution

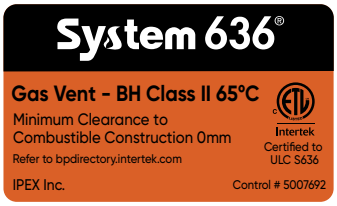

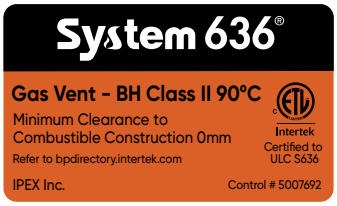

Special Notes

System 636 Pipe, Fittings and Cements are certified as a system and must be installed as such. Different manufacturers have different materials, joining systems and adhesives. **Do NOT** mix pipe, fittings, solvents, or joining methods from different Type BH Vent manufacturers. This can result in unsafe conditions.

Mixing components from various manufacturers violates the conditions of certification in the ULC S636 standard and would void the IPEX product warranty.

ABS pipe and fittings are non-code compliant and must not be installed for flue gas venting applications.

When retrofitting existing water heaters, furnaces or boilers, **Do NOT** connect System 636 certified vent systems to existing, non-certified appliance vent materials. If they are approved by the appliance manufacturer, replace the entire venting system with System 636 products to ensure compliance.

Before connecting any piping system to an appliance, ensure the appliance and vent manufacturers' installation instructions are followed, especially with respect to vent material selection.

Installation methods

Installation Assistance

IPEX publishes a certified System 636 Installation Methods Guide to assist installers on all aspects of installation such as hanger spacing, expansion/contraction, termination options and solvent cement assembly. The booklet may be obtained from IPEX or may be viewed on the System 636 product page at www.ipexna.com.

Training

The following is an excerpt from CSA B149.1-15 for Natural Gas and Propane Installation Code:

- 4.4.2: Personnel performing installation, operation, and maintenance work shall be properly trained in such functions.

IPEX recommends that installers receive formal training on System 636 every 3 years to ensure proper installation methods are utilized at all times. Unparalleled sales support, technical assistance, field training and refresher course are all readily available from IPEX Sales Professionals across Canada. Contact your IPEX representative for more information on training sessions.

System 636 is backed by IPEX – Canada's leading plastic pipe system supplier.

Engineered Vent Termination Solutions

Concentric Vent Kit (CVK) allows for both exhaust and intake pipes to penetrate the roof or side wall through only one hole.

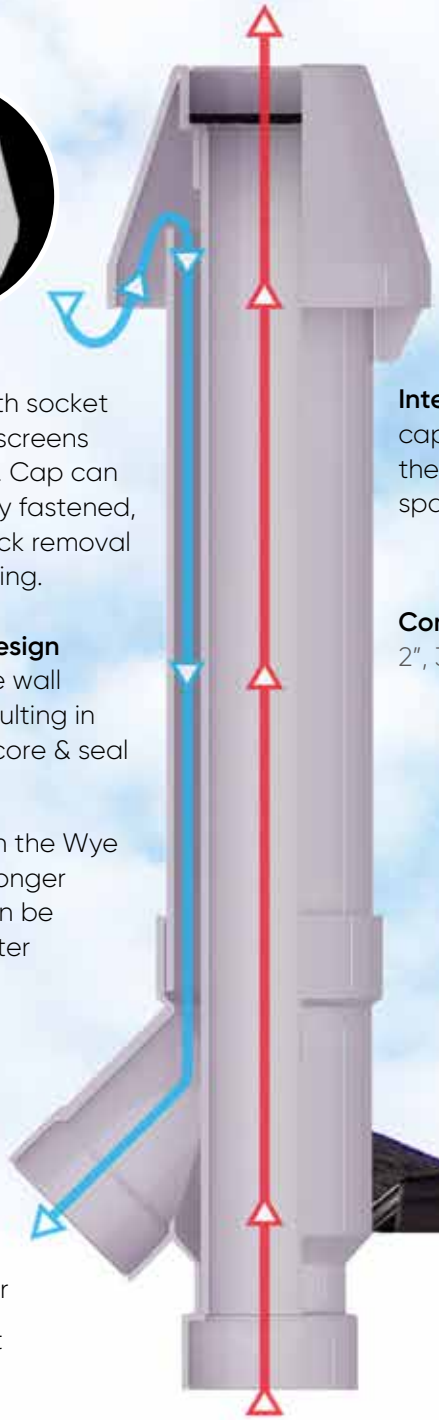

Molded Cap with socket allows for vent screens and extensions. Cap can be mechanically fastened, allowing for quick removal and easy cleaning.

Pipe-in-pipe Design allows for single wall penetration resulting in fewer holes to core & seal

Short Branch on the Wye makes for a stronger fitting which can be installed in tighter spaces

Integral Fins prevent the cap from sitting flush to the wall, ensuring proper spacing needed for air flow

Concentric Vent Kits (PVC & CPVC)
2", 3" & 4" diameters

Fresh Air

Exhaust

Universal Concentric Vent Kit (UCVK™)

A versatile UCVK™ to quickly and compactly terminate Tankless Water heaters

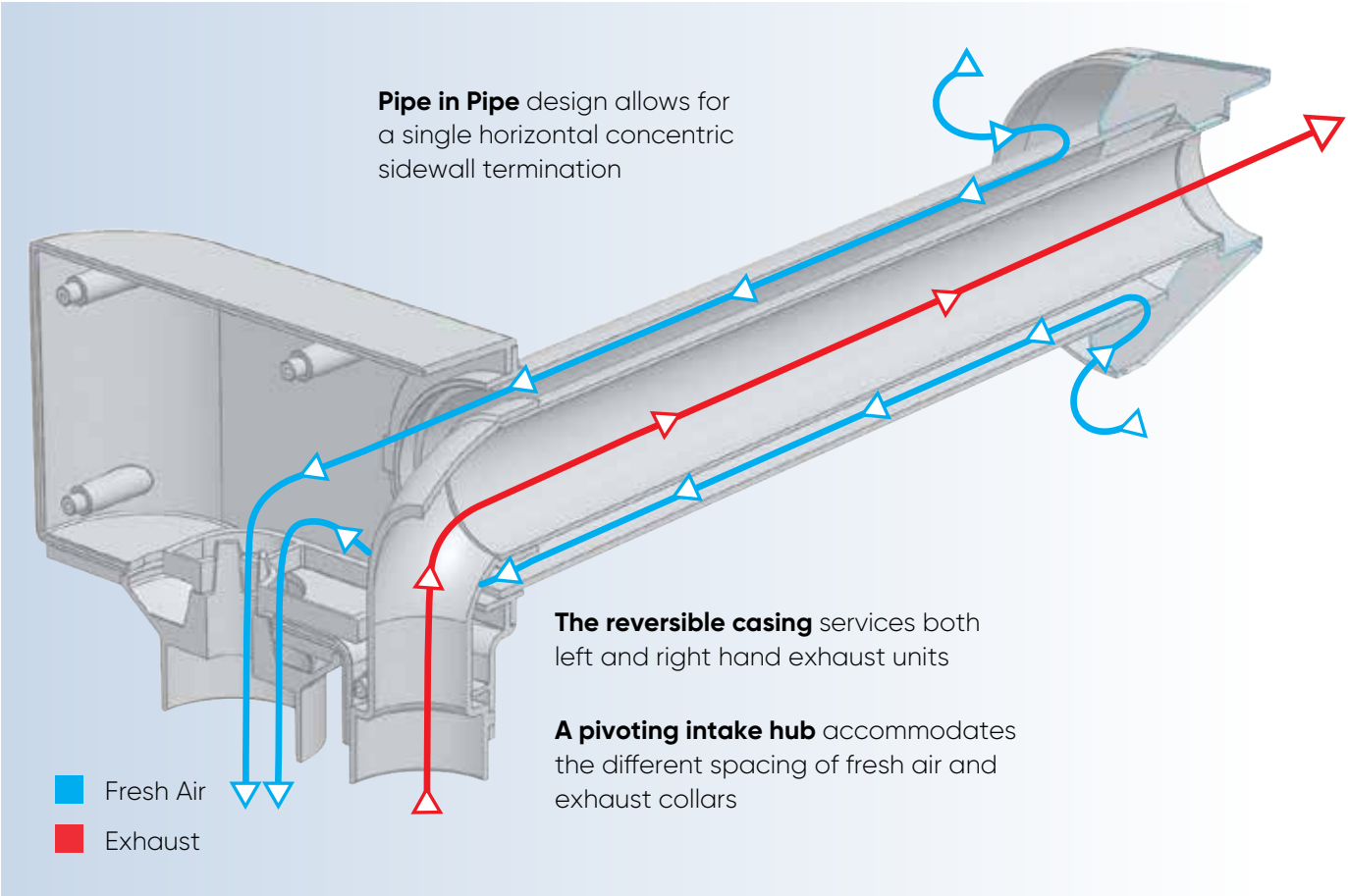

Optimise your Productivity

Through the ease of installation

An **Engineered Solution**

Common Venting

Gas-fired appliances such as tankless water heaters require two vent pipes, one for fresh air and one for exhaust, typically referred to as direct venting. For multiple appliance installations, the number of vents increases, which creates additional spacing constraints and material costs. Common Venting reduces the physical and economic footprint by reducing the number of vents to two manifolds for connecting multiple appliances: one manifold for the fresh air intake and the other for the exhaust.

Benefits of System 636 Common Venting

- Common venting reduces the number of vents coming in and out of a building, reducing time, space and costs required to vent multiple appliances while also preserving the structural integrity.
- System 636 Common Venting can support both in-line and back-to-back appliance installations through versatile fittings including Reducing Wyes and Double Reducing Wyes.
- System 636 offers the first Engineered Backflow Valve available in PVC and CPVC that has an integrated in-line condensate drain and requires no priming for the drain to operate.
- A Cleanout Condensate Drain is integrated with a ball check style valve which is designed to self-drain without requiring the drain line to be primed with fluid.

Engineered Specialty Fittings for Common Venting

System 636 Engineered Backflow Valve

The first engineered Backflow Valve to be certified to the ULC S636 standard, available in 4" in both PVC and CPVC. The backflow valve is designed to be installed on the vertical exhaust vent of each unit to prevent the exhaust flue from flowing back into the unit.

- **2 Stage Damper** to accommodate varying fan speeds
- **In-line Condensate Drain** that requires no priming for the drain to operate
- Equipped with a **Cleanout** for inspection of the dampers to ensure they are free from any damage or obstruction.

System 636 Cleanout Condensate Drain

The System 636 Cleanout Condensate Drain is designed to be installed at the end of the exhaust manifold to effectively allow any accumulation of condensate or rain to drain. The Cleanout Condensate Drain is available in sizes ranging from 6" to 12" in both PVC and CPVC.

- **Self-Draining** ball check style condensate drain which requires no priming for the drain to operate.
- **Cleanout** provides access to inspect the exhaust vent.

System 636® Specialty Fittings

UNIVERSAL CONCENTRIC VENT KITS (UCVK™)

- PVC & CPVC available in 3" diameter.
- Horizontal coaxial termination for venting tankless water heaters installed on exterior wall.
- Engineered air intake hub pivots to accommodate spacing requirements between fresh air and exhaust collars for most brands of tankless water heaters.

CONCENTRIC VENT KITS

- PVC & CPVC available in various lengths with 2", 3" and 4" diameters.
- "Pipe-in-pipe" kits allow exhaust and intake pipes to penetrate the roof or side wall through one opening.
- Certified with rain caps when installed with the included stainless-steel screw/nut. Rain cap can be easily removed for maintenance.
- Field modification provides compliance with BOTH the appliance manufacturers and IPEX's guidelines.

WALL TERMINATION KITS

- Available in 2", 2-1/2" and 3" diameters.
- PVC kits require two small wall penetrations for intake and exhaust.
- Kits include a white finishing plate with self-sealing foam back that can be screwed to the exterior wall.

LOW PROFILE TERMINATION KITS (PVC)

- Available in a 2", 3" and 4" diameter, kits offer a lower profile alternative to the typical two pipe side wall termination kit.
- Integrally molded vent screens included, and both intake and exhaust are disguised.
- Each kit is molded with a ULC S636 certified beige PVC compound.



VENT SCREENS

- Available in 2", 3", 4", 6" and 8" (plastic or stainless steel).
- Prevents debris and rodents from entering the venting system.
- Non-certified vent screens can be friction fit into any IPEX termination kit.

ACCESS TEE

- PVC & CPVC available in 1-1/2", 2", 3" and 4" diameters.
- Allows an inline point for flue monitoring using System 636 components.
- Removable 1/2" MPT plug.
- May be installed in new installations or added to existing lines when monitoring is required.
- Certified for use only on IPEX System 636 flue gas vent lines.

ENGINEERED BACKFLOW VALVE

- PVC & CPVC available in 4" diameter.
- Certified to the ULC S636 standard.
- Integrated two stage dampers accommodate varying fan speeds.
- In-line condensate drain requires no priming.
- Integrated cleanout for inspection purposes.

CLEANOUT CONDENSATE DRAIN

- PVC & CPVC available in 6", 8", 10" and 12" diameters.
- Integrated in-line ball check style drain requires no priming of the drain to operate.
- Integrated cleanout provides access to remove any debris from the exhaust vent.

PRODUCT SELECTION

GAS VENT PIPE Plain end (10 ft lengths)

	Dimension inches		Dimension mm	Product Code
PVC	1-1/2		40	194003
	2		50	194000
	2-1/2		65	194004
	3		75	194001
	4		100	194002
	6		150	194011
	8		200	194012
	10	*	255	194013
	12	*	305	194014
CPVC	2		50	198001
	2-1/2		65	198004
	3		75	198000
	4		100	198002
	6		150	198005
	8		200	198006
	10	*	255	198026
	12	*	305	198027

FGV 90° ELBOW H x H

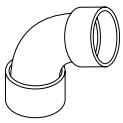

	Dimension inches		Dimension mm	Product Code
PVC	2		50	196035
	2-1/2		65	196525
	3		75	196025
	6		150	196140
	8		200	196141
	10	*	255	196168
	12	*	305	196156
CPVC	2		50	197199
	3		75	197201
	4		100	197202
	6		150	197203
	8		200	197204
	10	*	255	197089
	12	*	305	197088

FGV 90° LONG ELBOW H x H

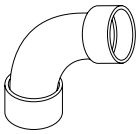

	Dimension inches	Dimension mm	Product Code
PVC	1-1/2	40	196121
	2	50	196122
	2-1/2	65	196120
	3	75	196123
	4	100	196124
CPVC	2	50	197122
	3	75	197123
	4	100	197124
	6	150	197125
	8	200	197126

FGV 90° EXTRA LONG ELBOW H x H

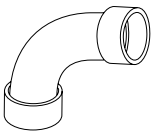

	Dimension inches	Dimension mm	Product Code
PVC	2	50	196022
	3	75	196023

FGV 90° STREET ELBOW SP x H

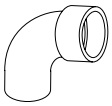

	Dimension inches	Dimension mm	Product Code
PVC	2	50	196232
	3	75	196233
	4	100	196070
CPVC	4	100	197234

FGV 22-1/2° ELBOW H x H

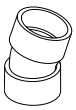

	Dimension inches	Dimension mm	Product Code
PVC	2	50	196252

* 10" and 12" sizes are made to order.

PVC Note: For use with gas fired appliances producing flue gases 65°C (149°F) or less.
CPVC Note: For use with gas fired appliances producing flue gases 90°C (194°F) or less.

Different manufacturers have different joint systems and adhesives. DO NOT mix pipe, fittings or joining methods from different manufacturers.

PRODUCT SELECTION

FGV 45° ELBOW H x H

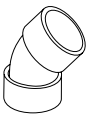

	Dimension inches		Dimension mm	Product Code
PVC	1-1/2		40	196241
	2		50	196242
	2-1/2		65	196487
	3		75	196243
	4		100	196244
	6		150	196131
	8		200	196132
	10	*	255	196169
	12	*	305	196157
CPVC	2		50	197169
	3		75	197171
	4		100	197172
	6		150	197173
	8		200	197174
	10	*	255	197116
	12	*	305	197090

FGV 45° LONG ELBOW H x H

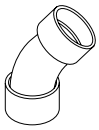

PVC	2		50	196010
	3		75	196011

FGV 45° LONG ELBOW H x SP

PVC	2		50	196071
	3		75	196223
	4		100	196117
CPVC	4		100	197118

FGV TEE H x H x H

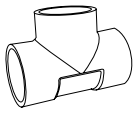

CPVC	2		50	197486
	3		75	197488
	4		100	197489
	6		150	197490
	8		200	197491

FGV TEE-WYE H x H x H

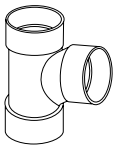

	Dimension inches		Dimension mm	Product Code
PVC	1-1/2		40	196081
	2		50	196082
	2-1/2		65	196781
	3		75	196083
	4		100	196084
	6		150	196785

FGV REDUCER TEE H x H x H

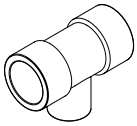

PVC	2 x 1-1/2		50 x 40	196056
	3 x 1-1/2		75 x 40	196061
	3 x 2		75 x 50	196822
	4 x 2		100 x 50	196828
CPVC	3 x 2		75 x 50	197502
	4 x 2		100 x 50	197504
	6 x 6 x 4		150x150x100	197506
	8 x 8 x 6		200x200x150	197567

FGV REDUCING WYE

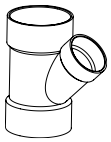

PVC	6 x 4		150 x 100	196114
	8 x 4		200 x 100	196126
	10 x 4	*	255 x 100	196170
	12 x 4	*	305 x 100	196158
CPVC	6 x 4		150 x 100	197114
	8 x 4		200 x 100	197061
	10 x 4	*	255 x 100	197091
	12 x 4	*	305 x 100	197082

FGV REDUCING TEE-WYE

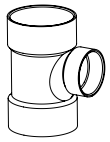

PVC	3 x 2		75 x 50	196185
	4 x 2		100 x 50	196184
	6 x 4		150 x 100	196173
CPVC	6 x 4		150 x 100	197079

FGV REDUCING DOUBLE WYE

PVC	6x6x4x4	150 x 150 x 100 x 100	196171
CPVC	6x6x4x4	150 x 150 x 100 x 100	197078

* 10" and 12" sizes are made to order.

PVC Note: For use with gas fired appliances producing flue gases 65°C (149°F) or less.
CPVC Note: For use with gas fired appliances producing flue gases 90°C (194°F) or less.

Different manufacturers have different joint systems and adhesives. DO NOT mix pipe, fittings or joining methods from different manufacturers.

FGV ACCESS TEE H x H x FPT

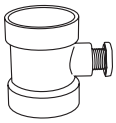

	Dimension inches	Dimension mm	Product Code
PVC	1-1/2	40	196510
	2	50	196511
	3	75	196512
	4	100	196513
CPVC	2	50	197511
	3	75	197512
	4	100	197513

FGV COUPLING H x H

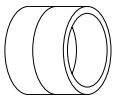

	Dimension inches	Dimension mm	Product Code
PVC	1-1/2	40	196452
	2	50	196352
	2-1/2	65	196454
	3	75	196353
	4	100	196354
	6	150	196142
	8	200	196144
	10 *	255	196151
	12 *	305	196150
CPVC	2	50	197026
	3	75	197027
	4	100	197023
	6	150	197141
	8	200	197142
	10 *	255	197084
	12 *	305	197083

FGV DEEP SOCKET COUPLING H x H

	Dimension inches	Dimension mm	Product Code
PVC	2	50	196453
	3	75	196455
CPVC	2	50	197137
	2-1/2	65	197138
	3	75	197139
	4	100	197140

FGV INCREASER COUPLING H x H

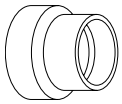

	Dimension inches	Dimension mm	Product Code
PVC	2 x 1-1/2	50 x 40	196452
	3 x 2	75 x 50	196352
	4 x 2	100 x 50	196454
	4 x 3	100 x 75	196353
	6 x 4	150 x 100	196354
CPVC	3 x 2	75 x 50	197470
	4 x 2	100 x 50	197365
	4 x 3	100 x 75	197472
	6 x 4	150 x 100	197145

FGV APPLIANCE ADAPTER H x SP

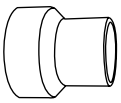

	Dimension inches	Dimension mm	Product Code
PVC	2-1/2 x 2	65 x 50	196302

FGV REDUCER BUSHING SP x H

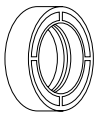

	Dimension inches	Dimension mm	Product Code
PVC	1-1/2 x 1/2	40 x 15	196653
	2 x 1-1/2	50 x 40	196282
	2-1/2 x 1-1/2	65 x 40	196666
	2-1/2 x 2	65 x 50	196667
	3 x 2	75 x 50	196284
	3 x 2-1/2	75 x 65	196673
	4 x 2	100 x 50	196235
	4 x 3	100 x 75	196236
CPVC	4 x 2	100 x 50	197129
	4 x 3	100 x 75	197130

FGV REDUCER BUSHING SP x HOSE BARB

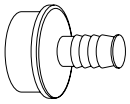

	Dimension inches	Dimension mm	Product Code
PVC	1-1/2 x 1/2	40 x 15	196278
CPVC	1-1/2 x 1/2	40 x 15	197278

FGV HEX HEAD REDUCER BUSHING SP x H

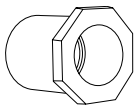

	Dimension inches	Dimension mm	Product Code
PVC	3 x 2	75 x 50	196672
CPVC	2 x 1/2	50 x 15	197385
	2 x 3/4	50 x 20	197386
	2 x 1-1/2	50 x 40	197389
	3 x 2	75 x 50	197394
	3 x 2-1/2	75 x 65	197395
	4 x 2	100 x 50	197396
	6 x 4	150 x 100	197400
	8 x 6	200 x 150	197401

* 10" and 12" sizes are made to order.

PVC Note: For use with gas fired appliances producing flue gases 65°C (149°F) or less.

CPVC Note: For use with gas fired appliances producing flue gases 90°C (194°F) or less.

Different manufacturers have different joint systems and adhesives. DO NOT mix pipe, fittings or joining methods from different manufacturers.

PRODUCT SELECTION

FGV FEMALE THREAD ADAPTER H x FPT

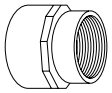

	Dimension inches		Dimension mm	Product Code
PVC	2		50	196564
CPVC	2		50	197224

FGV BACKFLOW VALVE WITH CLEANOUT

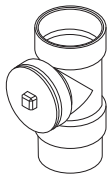

PVC	4**		100	196211
CPVC	4**		100	197112

** 4" Backflow Valve with Cleanout is made to order

FGV CLEANOUT WITH CONDENSATE DRAIN

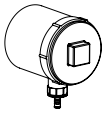

PVC	6		150	196220
	8		200	196221
	10	*	255	196222
	12	*	305	196224
CPVC	6		150	197119
	8		200	197120
	10	*	255	197121
	12	*	305	197127

FGV CONDENSATE DRAIN ASSEMBLY SP x FPT

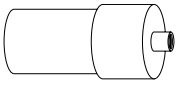

CPVC	4 x 1/2		100 x 15	197002
	6 x 1/2		150 x 15	197003

FGV END CAP H

	Dimension inches		Dimension mm	Product Code
PVC	6		150	196214
	8		200	196215
	10	*	255	196217
	12	*	305	196159
CPVC	6		150	197059
	8		200	197060
	10	*	255	197093
	12	*	305	197092

FGV UNIVERSAL CONCENTRIC VENT KIT (UCVK™)

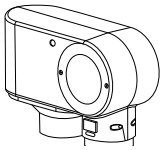

PVC	3 x 24	75 x 600	196256
CPVC	3 x 24	75 x 600	197256

FGV CONCENTRIC VENT KIT

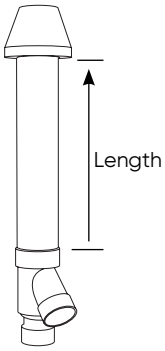

PVC	2 x 16	50 x 400	196005
	2 x 28	50 x 700	196105
	2 x 40	50 x 1000	196125
	3 x 20	75 x 500	196006
	3 x 32	75 x 800	196106
	3 x 44	75 x 1100	196116
	4 x 36	100 x 900	196021
CPVC	2 x 16	50 x 400	197040
	2 x 28	50 x 700	197033
	3 x 20	75 x 500	197009
	3 x 32	75 x 800	197107
	3 x 44	75 x 1100	197117
	4 x 36	100 x 900	197021

Vent Screen not included

* 10" and 12" sizes are made to order.

PVC Note: For use with gas fired appliances producing flue gases 65°C (149°F) or less.
CPVC Note: For use with gas fired appliances producing flue gases 90°C (194°F) or less.

Different manufacturers have different joint systems and adhesives. DO NOT mix pipe, fittings or joining methods from different manufacturers.

FGV PVC WALL TERMINATION KIT

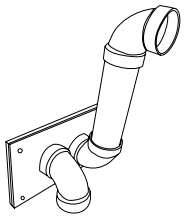

	Dimension inches	Dimension mm	Product Code
PVC	2	50	081216
	2-1/2	65	081218
	3	75	081219

Vent Screen not included

FGV PVC LOW PROFILE TERMINATION KIT (Beige)

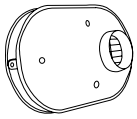

PVC	2	50	196984
	3	75	196985
	4	100	196986

FACEPLATE – ROUND (w/ self sealing foam back)

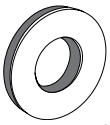

PVC	2	50	196063
	3	75	196064
	4	100	196055
	2 grey	50	197053
grey matches CPVC	3 grey	75	197054
	4 grey	100	197055

FGV 90° TERMINATION H

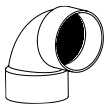

PVC	6		150	196161
	8		200	196160
	10	*	255	196153
	12	*	305	196152
CPVC	6		150	197075
	8		200	197074
	10	*	255	197115
	12	*	305	197085

FGV 45° TERMINATION H

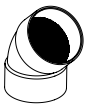

PVC	6		150	196163
	8		200	196162
	10	*	255	196155
	12	*	305	196154
CPVC	6		150	197077
	8		200	197076
	10	*	255	197087
	12	*	305	197086

FACEPLATE – RECTANGULAR (white w/ self sealing foam back)

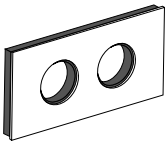

2	50	196216
2-1/2	65	196218
3	75	196219

TERMINATION VENT SCREENS

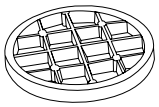

✻ 2	50	196050
✻ 3	75	196051
✻ 4	100	196052
† 6	150	196090
† 8	200	196091

Vent screens are not ULC S636 Certified.

Friction fit vent screens inside termination fitting bells to prevent debris & rodents from entering vent.

✻ Polyethylene † Stainless Steel

* 10" and 12" sizes are made to order.

PVC Note: For use with gas fired appliances producing flue gases 65°C (149°F) or less.
CPVC Note: For use with gas fired appliances producing flue gases 90°C (194°F) or less.

Different manufacturers have different joint systems and adhesives. DO NOT mix pipe, fittings or joining methods from different manufacturers.

PRODUCT SELECTION

DEBURRING TOOL

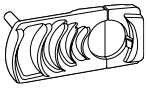

Dimension inches	Dimension mm	Product Code
1-1/2" to 4" pipe	40 to 100mm pipe	196246

To ensure quality solvent cement connections, deburr all pipe ends prior to cementing.

CUTTER

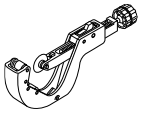

1-1/2" to 3"	40 to 75mm	196247

PVC CEMENT (LOW VOC)

	Volume imperial	Volume ml	Product Code
Medium Body ≤ 6"	1/4 pint	118	296366
	1 pint	473	196040
	1 quart	946	196041

PVC / CPVC CEMENT (LOW VOC)

1 pint	473	196046
1 quart	946	196047

Certified for use with PVC, CPVC and transitions to PVC. 2" to 12"

PVC / CPVC PRIMER (LOW VOC)

Purple	1/4 pint	118	296367
Purple	1 pint	473	196042
Clear	1 pint	473	196017
Purple	1 quart	946	196043

- Primer shall be used when installing System 636 PVC or CPVC products at temperatures below 0°C (32°F).
- Primer is always required on 6", 8", 10" and 12".
- Primer is required in some jurisdictions regardless of temperature, verify with your local Authority Having Jurisdiction.

Note: Use only System 636 cements and primers. Substituting other cements and primers will void certification and warranty.

All pint and quart cans supplied with dauber (applicator) for use up to 4".

SWAB

quart	946	074426
For pipe diameters 3" - 6"		
gallon	3785	074456
For pipe diameters 6" and larger. Fits 074425 can.		

* 10" and 12" sizes are made to order.

PVC Note: For use with gas fired appliances producing flue gases 65°C (149°F) or less.

CPVC Note: For use with gas fired appliances producing flue gases 90°C (194°F) or less.

Different manufacturers have different joint systems and adhesives. DO NOT mix pipe, fittings or joining methods from different manufacturers.

Notes:

SALES AND CUSTOMER SERVICE

Call IPEX Inc.
Toll Free: (866) 473-9462

ipexna.com

About IPEX by Aliaxis

As leading suppliers of thermoplastic piping systems, IPEX by Aliaxis provides our customers with some of the world's largest and most comprehensive product lines. All IPEX by Aliaxis products are backed by more than 50 years of experience. With state-of-the-art manufacturing facilities and distribution centers across North America, we have earned a reputation for product innovation, quality, end-user focus and performance.

Markets served by IPEX by Aliaxis products are:

- Electrical systems
- Telecommunications and utility piping systems
- PVC, CPVC, PP, PVDF, PE, ABS, and PEX pipe and fittings
- Industrial process piping systems
- Municipal pressure and gravity piping systems
- Plumbing and mechanical piping systems
- Electrofusion systems for gas and water
- Industrial, plumbing and electrical cements
- Irrigation systems

Products are manufactured by IPEX Inc.
System 636® and UCVK™ are trademarks used under license.

This literature is published in good faith and is believed to be reliable. However, it does not represent and/or warrant in any manner the information and suggestions contained in this brochure. Data presented is the result of laboratory tests and field experience.

A policy of ongoing product improvement is maintained. This may result in modifications of features and/or specifications without notice.

IPEX by aliaxis

BRMESTIP240801C
© 2024 IPEX