LITHONIA LIGHTING®

Catalog Number	
Notes	
Type	

FEATURES & SPECIFICATIONS

INTENDED USE — The GTL LED recessed troffer offers a wide range of lumen packages, color temperatures, and lens options to meet the lighting needs for a wide range of applications such as schools, offices, and hospitals. The light engine delivers long life and excellent color to ensure a sound quality, low-maintenance lighting installation. **Certain airborne contaminants can diminish the integrity of acrylic and/or polycarbonate. Click here for Acrylic-Polycarbonate Compatibility table for suitable uses.**

CONSTRUCTION — Housing formed from 22 gauge cold-rolled steel. Smooth hemmed sides and smooth inward formed end flanges for safe handling. Includes integral T-bar clips. Lighter-weight fixture allows for safe, easy installation.

OPTICS — Highly transmissive pattern #12 lens diffuses the light source without compromising output. Pattern # 19 and satin white lens options also available.

ELECTRICAL — Long-life LEDs, coupled with high-efficiency drivers, provide extended service life. 80% LED lumen maintenance at 72,000 hours (L80/72,000).

eldoLED driver options deliver choice of dimming range, and choices for control, while assuring flicker-free, low-current inrush, 89% efficiency and low EMI.

Optional nLight® embedded controls make each luminaire addressable - allowing it to digitally communicate with other nLight enabled controls such as dimmers, switches, occupancy sensors and photocontrols. Simply connect all the nLight enabled control devices and the GTL luminaires using standard Cat-5 cabling. Unique plug-and-play convenience as devices and luminaires automatically discover each other and self-commission.

Lumen Management: Unique lumen management system (option N80) provides onboard intelligence that actively manages the LED light source so that constant lumen output is maintained over the system life, preventing the energy waste created by the traditional practice of over-lighting.

The step-level dimming option (SLD) allows the system to be switched to 50% power for compliance with common energy codes while maintaining fixture appearance.

Ballast disconnect is provided where required to comply with U.S. and Canadian codes.

INSTALLATION — LED boards include plug-in connectors for easy of upgradeability. Suitable for direct insulation contact. Suitable for damp location.

LISTINGS — CSA certified to meet U.S. and Canadian standards. IC rated. DesignLights Consortium® (DLC) Premium qualified product. Not all versions of this product may be DLC Premium qualified. Please check the DLC Qualified Products List at www.designlights.org/QPL to confirm which versions are qualified.

WARRANTY — 5-year limited warranty. Complete warranty terms located at www.acuitybrands.com/CustomerResources/Terms_and_conditions.aspx

Note: Actual performance may differ as a result of end-user environment and application.

All values are design or typical values, measured under laboratory conditions at 25 °C.

Specifications subject to change without notice.

GTL Series

GTL

1' x 4'
LED Recessed Troffer

Specifications

Length:	48 (122.0)
Width:	12 (30.5)
Depth:	4.5 (11.4)

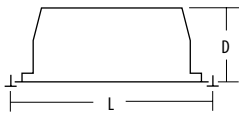

All dimensions are inches (centimeters) unless otherwise indicated.

A+ Capable Luminaire

This item is an A+ capable luminaire, which has been designed and tested to provide consistent color appearance and out-of-the-box control compatibility with simple commissioning.

- All configurations of this luminaire meet the Acuity Brands' specification for chromatic consistency
- This luminaire is part of an A+ Certified solution for nLight® control networks when ordered with drivers marked by a shaded background*
- This luminaire is part of an A+ Certified solution for nLight control networks, providing advanced control functionality at the luminaire level, when selection includes driver and control options marked by a shaded background*

To learn more about A+, visit www.acuitybrands.com/aplus.

*See ordering tree for details

GTL LED Troffer

A+ Capable options indicated by this color background.

ORDERING INFORMATION Lead times will vary depending on options selected. Consult with your sales representative.

Example: GTL 4 40L GZ10 LP835

GTL						
Series	**Trim type**	**Length**	**Lumens[1]**	**Door**	**Lens**	**Voltage**
GTL 1' wide recessed LED luminaire	(blank) Grid F Overlapping flange	4 4'	20L 2000 lumens 33L 3300 lumens 40L 4000 lumens 48L 4800 lumens	(blank) Flush steel, white FN Flush aluminum, natural FM Flush aluminum, matte black FW Flush aluminum, white RN Regressed aluminum, natural RM Regressed aluminum, matte black RW Regressed aluminum, white	(blank) #12 pattern acrylic, 0.110" thick A12125 #12 pattern acrylic, frosted, .125" thick A19 #19 pattern acrylic, 0.156" thick SWL Satin white	(blank) MVOLT (120-277V) 120 120V 277 277V 347 347V[2]

Driver	Color temperature	Controls[4,5]	Options
EZ1 eldoLED dims to 1% GZ10 Dims to 10% (0-10V dimming) GZ1 Dims to 1% (0-10V dimming) SLD Step-level dimming[3]	LP830 3000 K LP835 3500 K LP840 4000 K LP850 5000 K	(blank) No controls N80 nLight with 80% (L80) lumen management N80EMG nLight with 80% (L80) lumen management for use with generator supply emergency power N100 nLight without lumen management N100EMG nLight without lumen management for use with generator supply emergency power	EL7L Nominal 700 lumen emergency battery (Noncompliant with CA T20) [3,6,7] EL14L Nominal 1400 lumen emergency battery (Noncompliant with CA T20) [3,6,7] E10WLCP EM Self-Diagnostic battery pack, 10W Constant Power, Certified in CA Title 20 MAEDBS [3] BGTD Bodine Generator Transfer Device [8,9] CP Chicago plenum PWS1836 6' pre-wire, 3/8" diameter, 18-gauge, 1-circuit PWS1846 6' pre-wire, 3/8" diameter, 18-gauge, 2-circuit ABC Door frame gasketing[10] GLR Fast-blowing fuse[11] GMF Slow-blowing fuse[11] LATC Earthquake clip NPLT Narrow pallet PAF Paint after fab

Accessories: *Order as separate catalog number.*

DGA14	Drywall grid adapter for 1x4 recessed fixture.

Notes

1 Approximate lumen output. Lumen output will vary depending upon lens option chosen.
2 Not available with SLD, EL7L, EL14L, E10WLCP, or BGTD.
3 When using pre-wire option, use PWS1846.
4 Not available with SLD, GZ10, GZ1.
5 Cannot row mount when ordered with nLight options.
6 Not available with EZ1, and SLD when combined with 40L or 48L lumen packages.
7 Not available with GZ1 or GZ10 when combined with 48L lumen package.
8 Not available with SLD.
9 Must specify voltage. Requires BSE labeling, voltage specific. Consult factory for options. Example: BGTD BSE10.
10 Only available with aluminum door.
11 Must specify voltage, 120 or 277.
12 For CEC (T20) compliant option, substitute EL14L option with E10WLCP "EM self-diagnostic battery pack 10W constant power, CEC compliant".

Stock/Non-configurable models are offered for shorter lead times:

ORDERING INFORMATION

Catalog Number	UPC	Description	Lumens	Color Temprature	Voltage	Wattage	Pallet qty.	Standard carton qty.
GTL4 3700LM LP835	889804707076	1x4 LED lay-in troffer	3696	3500K	120-277V	30.94W	40	1
GTL4 3700LM LP840	889804707090	1x4 LED lay-in troffer	3844	4000K	120-277V	30.94W	40	1
GTL4 3700LM 347 LP835	889804707212	1x4 LED lay-in troffer, 347v	3696	3500K	347V	35.34W	40	1
GTL4 3700LM 347 LP840	889804707335	1x4 LED lay-in troffer, 347v	3844	4000K	347V	35.34W	40	1
GTL4 3700LM EL14L LP835 [12]	889804707441	1x4 LED lay-in troffer, emergency battery	3696	3500K	120-277V	30.94W	40	1
GTL4 3700LM EL14L LP840 [12]	889804707724	1x4 LED lay-in troffer, emergency battery	3844	4000K	120-277V	30.94W	40	1

Performance Data			
Lumen Package	**Lumens**	**Input Watts**	**LPW**
20L LP830	2286.34	18.46	124
20L LP835	2333	18.46	126
20L LP840	2426.32	18.46	131
20L LP850	2472.98	18.46	134
33L LP830	3265.36	28.4	115
33L LP835	3332	28.4	117
33L LP840	3465.28	28.4	122
33L LP850	3531.92	28.4	124
40L LP830	3798.48	34.1	111
40L LP835	3876	34.1	114
40L LP840	4031.04	34.1	118
40L LP850	4108.56	34.1	120
48L LP830	4824.54	42.33	114
48L LP835	4923	42.33	116
48L LP840	5119.92	42.33	121
48L LP850	5218.38	42.33	123

Note: Performance based on standard #12 pattern acrylic lens.

How to Estimate Delivered Lumens in Emergency Mode

Use the formula below to estimate the delivered lumens in emergency mode

Delivered Lumens = 1.25 x P x LPW

P = Ouput power of emergency driver. P = 10W for E10WLCP option.

LPW = Lumen per watt rating of the luminaire. This information is available on the ABL luminaire spec sheet. LPW = Lumen per watt rating of the luminaire. LPW information available in Performance Data section.

MOUNTING DATA

Continuous row mounting of flanged units requires CRE and CRM trim options (see Options).

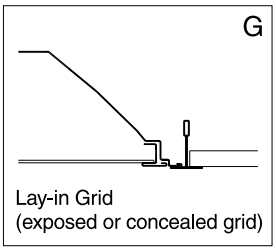

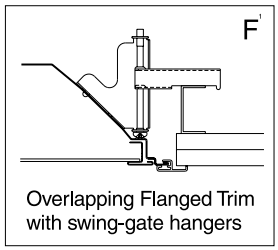

NOTE:

1 Recommended rough-in dimensions for F-trim fixtures 12"x48" (Tolerance is +1/4"-0"). Swing-gate range 1-3/16" to 3-15/16". Swing-gate span 23-3/8" to 26-11/16". Fixture swing-gate points require additional 1-1/16" over nominal fixture height.

PHOTOMETRICS

GTL 4 40L LP835, 3914 delivered lumens, test no. ISF 36856P10, tested in accordance to IESNA LM-79.

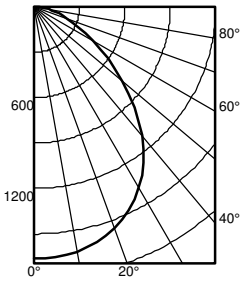

	Ave	Lumens
0	1665	
5	1660	158
15	1610	454
25	1482	681
35	1258	783
45	935	719
55	594	533
65	331	332
75	173	185
85	64	69
90	0	

Zone	Lumens	% Lamp
0° - 30°	1292.9	33.0
0° - 40°	2075.9	53.0
0° - 60°	3328.9	85.0
0° - 90°	3914.3	100.0
90° - 120°	0.0	0.0
90° - 130°	0.0	0.0
90° - 150°	0.0	0.0
90° - 180°	0.0	0.0
0° - 180°	3914.3	*100.0

*Efficiency

pf	80%			70%			50%		
pc	50%	30%	10%	50%	30%	10%	50%	30%	10%
pw									
0	119	119	119	116	116	116	111	111	111
1	105	101	98	103	100	96	99	96	93
2	93	87	82	91	85	81	88	83	79
3	83	75	69	81	74	69	78	72	67
4	74	66	60	73	65	59	70	64	58
5	67	58	52	66	58	52	64	57	51
6	60	52	46	60	52	46	58	51	45
7	55	47	41	54	46	41	53	46	41
8	51	42	37	50	42	37	49	41	36
9	47	39	33	46	38	33	45	38	33
10	43	35	30	43	35	30	42	35	30

		50% beam - 63.6°		10% beam - 104.1°	
Mounting Height	Inital FC Center Beam	Diameter	FC	Diameter	FC
8.0	51.4	6.8	25.7	14.1	5.1
10.0	28.6	9.3	14.2	19.2	2.8
12.0	18.1	11.8	9.0	24.4	1.8
14.0	12.4	14.3	6.2	29.5	1.2
16.0	9.1	16.7	4.5	34.6	0.9

Constant Lumen Management

Enabled by the embedded nLight control, the GTL actively tracks its run-time and manages its light source such that constant lumen output is maintained over the system life. Referred to as lumen management, this feature eliminates the energy waste created by the traditional practice of over-lighting.

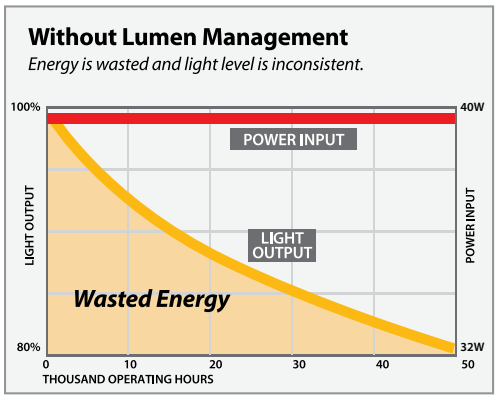

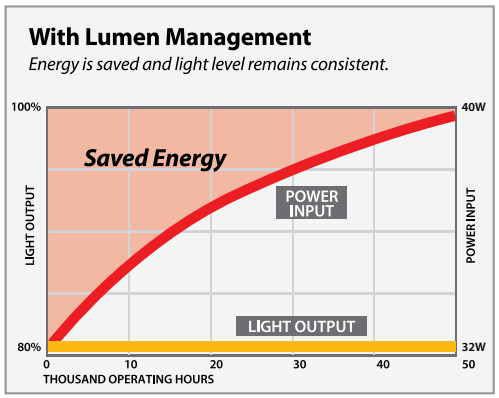

LED: One Lithonia Way Conyers, GA 30012 Phone: 800-858-7763 Fax: 770-929-8789 www.lithonia.com

© 2014-2019 Acuity Brands Lighting, Inc. All rights reserved. Rev. 02/04/19