

B3Round 6036

Model number:	410006
---------------	--------

Dimensions:	60" x 36" x 4"	Installation:	Material:	Acrylic
-------------	----------------	---------------	-----------	---------



Standard Features:

- Acrylic rectangular shower base with round drain
- Smooth floor
- Right, left, back end or center drain
- Certain configurations available with Stabili-T anti-slip bottom meeting ADA, ANSI or CSA standards
- Drain not included
- 3" threshold base

Product characteristics:

- Made in North America
- Utile Compatible
- Bestseller

Warranty:

25 Years

Standard colors:





White (001)

Bone (004)

Biscuit (007)

Certifications

MAAX products adhere to one or more of the following certifications:



Recommended products (Visit our website for a complete list of our recommended products)

No	Description
139580	Reveal Sleek 71 Pivot Shower Door 56-59 x 71 ½ in. 8 mm
139587	Capella 78 Pivot Shower Door 56-59 x 78 in. 8 mm
139590	Capella 78 Return Panel for 36 in. Base

B3Round 6036

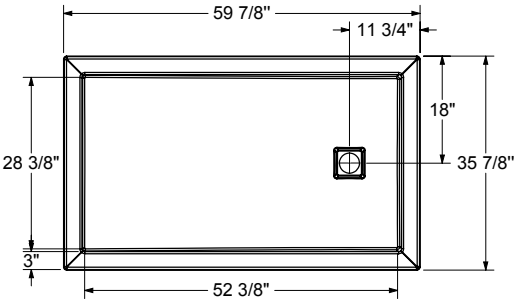
Model number:

410006

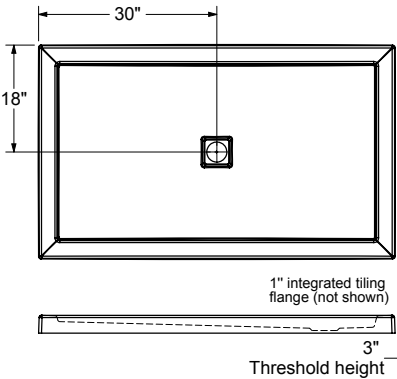
Dimensions: 60" x 36" x 4"

Installation:

Material: Acrylic

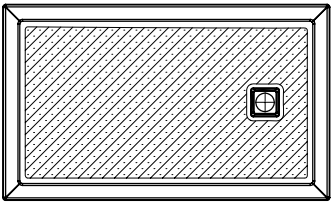


DRAIN INCLUDED
ON B3 SQUARE ONLY

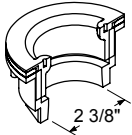
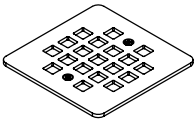
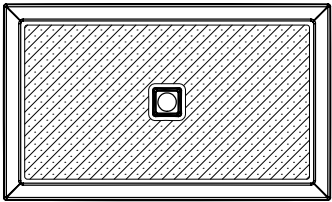


This technical drawing is universal for every 6036 configuration.
Integrated tiling flange : 1" height x 1/4" thick (not shown)
Tiling flange position is determined by chosen configuration.

All dimensions are approximate. Structure measurements
must be verified against the unit to ensure proper fit.



The hatched area represent the anti-slip surface



Dimensions:

59 7/8 x 35 7/8 x 4 in.
(1521 x 911 x 102 mm)

Weight:

62 lbs (28.12 kg)

Shape:

Rectangular

Drain location:

Center

Back End

Left

Right

Installation:

Alcove

Corner Left

Corner Right

Alcove Deep

Project:

Contractor:

Representative:

Date:

Tel:

Notes: