



# PROFESSIONAL

## KDS SERIES

FULL LINE OF KNOCK DOWN SHOWERS & TUB SHOWERS

A COMPLETE SERIES OF PRODUCTS  
**THAT ALWAYS WORK**



# MAAX<sup>®</sup>

Enjoy the experience

# PRODUCTS THAT ALWAYS WORK

## 3 REASONS TO BUY A KDS

### 1 EASY TO INSTALL

- Easy 1-person front installation
- Hassle-free **PIN** system
- Packaged in 3 boxes
- Above-the-Floor Rough – No need to relocate the existing drain

### 2 MODERN AND FUNCTIONAL

- Ample storage space
- One-piece look
- Easy to clean anti-slip surface
- Low threshold shower bases
- Optional grab bars & wall reinforcement

### 3 VERSATILE

- All components can be ordered separately
- Mix & match walls and bases
- Right, left or no seat available

## CONTINUOUS IMPROVEMENT

### • ALL KDS OR KDTS MODELS CAN BE ORDERED AS A FULL UNIT OR SECTIONALLY

- Increased inventory flexibility

### • GRAB BARS

Modern and stylish MAAX Professional grab bars are available with all KDS/KDTS units. Select the color that suits your style and specific needs: **white, chrome or brushed nickel.**

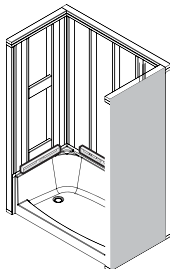
- 18" or 24" horizontal and vertical grab bars available



# EASY STEPS TO INSTALL


## STEP 1

Level and install the shower base or the bathtub in the alcove. Secure the wall parts to the studs.



## STEP 2

Apply silicone and install the walls using the pin system to guide them in place; (Install the back wall first and slide the side walls in).



## STEP 3



Secure the wall parts to the studs (shim if necessary).

**THANKS TO OUR  
EASY STEPS INSTALLATION  
YOU'RE SAVING  
TIME AND MONEY  
WITH MAAX PROFESSIONAL**

- Get it right the 1st time: **Perfect alignment of pins and holes for easier and stronger installation**
- Wood reinforced base system, provides strength and stability
- **Straight front apron for easy tile installation**
- **Above-the-Floor Rough** option designed with enough space to pipe directly under the unit without relocating the drain

# KDS

## FEATURES AND BENEFITS



**TILE ADAPTOR (10024636):  
MAKING SHOWER DOOR INSTALLATION EASIER**



- A** Save time and money on the job site with Professional's **wood reinforced base system**, providing strength and stability.
- B** **Straight front apron** design eliminates curved and angled tiled cuts, saving both time and materials.
- C** **Solid wall construction** helps eliminate bowing or cracking under normal use.
- D** All side **walls reinforced with fiberglass and wood** to ensure sturdier door installation.
- E** **Flat surface on side walls** allows for easy installation of plumbing fixtures.
- F** **Versatile Above-the-Floor Rough feature** allows for multiple plumbing applications: perfect for basement installation or slab construction requirements.
- G** **Unique angled inward seat pattern** creates additional space under the seat leaving room for bather's heels and greater comfort.
- H** **Large shelves** allow for a vast array of bath/shower products including standard or oversized bottles.
- I** MAAX Professional's **optional tile adaptor** provides a hard edge to tile for a clean finished look (for base only to be installed with tile) and for ease of shower door installation.
- J** Exclusive hassle-free front installation **PIN system** provides a tight fit between parts. Pins made of a sturdy material featuring great stiffness, high impact resistance and stability are strategically positioned to provide a fast and easy installation.

# OUR PRODUCTS

## SHOWERS

### KDS

#### ENGINEERED FOR MAXIMUM VERSATILITY

Left seat, right seat, no seats.

Mix & match walls and bases.

This is a product that does exactly what you want it to do.

### KDS 3448

#### 4-PIECE UNIT

48" x 34" x 80"



Shown with Session door



#### STANDARD FEATURES

- 4-piece gelcoated fiberglass shower
- Modern low threshold base
- Anti-slip
- Left or right inward angled seat (base also available without seat)
- Center drain
- Two large top corner shelves and wide soap dish with drainage channel
- Color-matched 12" handle on standard color units
- Delivered in boxes
- White/Biscuit/Bone units same price

#### OPTIONS

- 18" vertical & horizontal straight grab bars
- 24" vertical straight grab bars
- Handle in metallic finish
- Walls reinforcement for future grab bar installation
- Tile adaptor
- Wide selection of shower door
- Above-the-Floor Rough (AFR)

\*All dimensions are for non Above-the-Floor Rough units (AFR). Refer to technical drawings for detailed measurements.



Wall reinforcement for easy installation of shower doors

## KDS 3232 / KDS 3636

### 4-PIECE UNIT

32" x 32" x 76" & 36" x 36" x 76"



Shown with Kleara Door



### STANDARD FEATURES

- 4-piece gelcoated fiberglass shower
- Modern low threshold base
- Anti-slip
- Center drain
- Two large top corner shelves
- Color-matched 12" handle on standard color units
- Delivered in boxes
- White/Biscuit/Bone units same price

### OPTIONS

- 18" vertical & horizontal straight grab bars
- 24" vertical straight grab bars
- Walls reinforcement for future grab bar installation
- Tile adaptor
- Wide selection of shower door
- Above-the-Floor Rough (AFR)

\*All dimensions are for non Above-the-Floor Rough units (AFR). Refer to technical drawings for detailed measurements.

# OUR PRODUCTS

## SHOWERS

### PIN SYSTEM

Our **enhanced, front installation PIN system** was designed with the installer in mind. Used in our KDS Series, this time and money saving solution eliminates the need for rear access. And pins are made of sturdier material for **a tighter fit between parts.**

### KDS 3060

#### 4-PIECE UNIT

60" x 30" x 80"



AFR



Shown with Session Door

### STANDARD FEATURES

- 4-piece gelcoated fiberglass shower
- Modern low threshold base
- Anti-slip
- Left or right inward angled seat (base also available without seat)
- Left, right or center drain
- Two large top corner shelves and wide soap dish with drainage channel
- Color-matched 12" handle on standard color units
- Delivered in boxes
- White/Biscuit/Bone units same price

### OPTIONS

- 18" and 24" vertical & horizontal straight grab bars
- Handle in metallic finish
- Walls reinforcement for future grab bar installation
- Tile adaptor
- Wide selection of shower door
- Above-the-Floor Rough (AFR)

\*All dimensions are for non Above-the-Floor Rough units (AFR). Refer to technical drawings for detailed measurements.





Unique PIN system

## KDS 3460

### 4-PIECE UNIT

60" x 34" x 80"



Shown with Kleara door

### STANDARD FEATURES

- 4-piece gelcoated fiberglass shower
- Modern low threshold base
- Anti-slip
- Left or right inward angled seat (base also available without seat)
- Left, right or center drain
- Two large top corner shelves and wide soap dish with drainage channel
- Color-matched 12" handle on standard color units
- Delivered in boxes
- White/Biscuit/Bone units same price

### OPTIONS

- 18" and 24" vertical & horizontal straight grab bars
- Handle in metallic finish
- Walls reinforcement for future grab bar installation
- Tile adaptor
- Wide selection of shower door
- Above-the-Floor Rough (AFR)

\*All dimensions are for non Above-the-Floor Rough units (AFR). Refer to technical drawings for detailed measurements.

# OUR PRODUCTS

## TUB SHOWERS

### MAAX PROFESSIONAL WHIRLPOOL SYSTEM



The 6 directionally adjustable jets allow you to personalize your massage to soothe or energize specific areas and enjoy the experience you deserve. Add a touch of luxury to the MAAX Professional Whirlpool with options such as a metal trim kit, chromatherapy or a water heater.

### KDTS 3060

#### 4-PIECE UNIT

60" x 30" x 78"



Shown with two optional grab bars



Shown with Session Door

#### STANDARD FEATURES

- 4-piece gelcoated fiberglass tub shower
- Left or right-hand drain
- Two large top corner shelves
- Color-matched 12" handle on standard color units
- 16" apron, 13" deep sump
- Delivered in boxes
- White/Biscuit/Bone units same price


#### OPTIONS


- MAAX Professional Whirlpool system
- 18" and 24" vertical & horizontal straight grab bars
- Handle in metallic finish
- Walls reinforcement for future grab bar installation
- In-line heater
- Tile adaptor
- Wide selection of shower door
- Above-the-Floor Rough (AFR)

\*All dimensions are for non Above-the-Floor Rough units (AFR).  
Refer to technical drawings for detailed measurements.

### FEATURES:

- 6 direction-adjustable jets
- 3/4 HP pump, 120 volts, 7.2 amps
- 2 color-coordinated silent air controls
- 1 color-coordinated, on/off air switch



MAAX Professional Whirlpool system 

## KDTS 3260

### 4-PIECE UNIT

60" x 32" x 79"



Shown with Session door

### STANDARD FEATURES

- 4-piece gelcoated fiberglass tub shower
- Left or right-hand drain
- Two large top corner shelves
- Color-matched 12" handle on standard color units
- 16" apron, 13" deep sump
- Delivered in boxes
- White/Biscuit/Bone units same price

### OPTIONS

- MAAX Professional Whirlpool system
- 18" and 24" vertical & horizontal straight grab bars
- Handle in metallic finish
- Walls reinforcement for future grab bar installation
- In-line heater
- Tile adaptor
- Wide selection of shower door
- Above-the-Floor Rough (AFR)

\*All dimensions are for non Above-the-Floor Rough units (AFR).  
Refer to technical drawings for detailed measurements.

# MAAX

## MADE RIGHT

**For more than 40 years, MAAX** has been a dynamic North American leader committed to excellence in bathware design and manufacturing. Our MAAX Professional product line delivers a full range of constructive solutions for you, today's plumber, home builder and renovator. **It helps you increase your efficiency and margin while satisfying your customers.**

- MAAX has one of the most automated bathware production facilities in North America. State-of-the-art equipment **ensures exact dimensions**. The same product fits exactly the same way each time.
- Automated production and coating technology ensures precise and **consistent thickness and finish, as well as overall quality**.
- Plumber friendly products that are easy-to-install, made to fit perfectly and will save you time and money.

### **MAAX PROFESSIONAL QUALITY ADDS UP:**

- Fewer worries on the job
- **Fast & easy installation** with no surprises
- No time wasted
- Increased profitability
- Higher customer satisfaction

**Your expert reputation is secure with us.**



# SIMPLIFIED LIFE FOR EVERYONE

## WHERE DESIGN INNOVATION MEETS USER-FRIENDLINESS AND COMFORT FOR ULTIMATE PEACE OF MIND.

Over four decades, MAAX has forged a reputation with building and trade professionals by creating quality products that make their jobs easier.

That hasn't changed. What has is our attention to apply that same user-friendliness to your widening base of end-users.

The **MAAX** KDS series of tubs, tub showers and showers contains more of the features and flexibility you asked for to meet the needs of today's broader base of consumer lifestyles, ages and abilities. These intuitive extras – some standard, some optional – include:

- Low threshold shower bases for easier access in and out
- Anti-slip texturing on tub bottoms and shower floors
- Vertical and horizontal grab bars, in variety of modern colors, AND reinforced walls that allow for the installation of additional grab bars, if needed
- Integrated seats with a unique inward angle that provide greater comfort and added floor space
- Wider soap dishes and added shelf space to hold bottles of varied size

These enhancements, added to the product consistency, durability and ease-of-installation you already expect, only further proves that deciding to choose **MAAX** is the easiest decision you'll ever make.





MAAX uses **durable, high quality** materials and **innovative** technology in manufacturing and design of its products to reduce the time needed to spend cleaning and caring for them. However, proper and regular maintenance is still vital. Follow these general use and maintenance tips, as well as any that come with the MAAX products, and you will be rewarded with years of great service.

- ✓ **Wipe down after every use** with a squeegee or soft cloth. This reduces the buildup from soap, bath additives, natural body oils and mineral deposits in water, making cleaning easy and helping to maintain the unit's natural luster.
- ✓ **Clean regularly** with a non-abrasive cleaning spray or cream-based cleansing agent. Never use abrasive cleansers, scrapers, metal brushes, or anything that could scratch or dull the surface.
- ✓ **Add luster to and remove fine scratches** from tub and shower surfaces by cleaning and polishing regularly with regular car wax. However, avoid waxing tub and shower bottoms as these could become slippery.
- ✓ **Remove plaster residue** with a plastic or wooden spatula wrapped in a moist cloth.
- ✓ **Repair nicked or damaged surfaces** immediately using MAAX repair kits for gelcoat surfaces.

# EXPERIENCE

## A GREENER **MAAX**<sup>®</sup>

The environment is important to all of us. We, at MAAX, believe in doing our part in reducing our ecological footprint.

This document is printed on FSC certified paper. FSC certification guarantees that all fibres used come from renewable sources and meet the highest international standards.

With your cooperation and understanding, through a simple gesture, it is quite impressive to see how we can all contribute improving our environment.



### Join us at **maax.com**

[www.maax.com](http://www.maax.com) is an essential and inspiring source of information.

In addition to finding all the products details included in this brochure, our website offers design tips, product configurators and other useful sections such as a press room, technical support and where to buy. Download technical drawings, installation guides, specification pages, photos and videos with one click. Our site, constantly evolving, is your personal assistant.

# MAAX<sup>®</sup>

Enjoy the experience

For any questions or comments,  
please contact us at [info@maax.com](mailto:info@maax.com)

---

1-877-GET-MAAX  
(1-877-438-6229)



[www.maax.com](http://www.maax.com)