

DESCRIPTION

- Metal construction with various finishes identified by suffix
- Designed to be installed through 1, 4-3/4" diameter hole
- Single function hand held shower
- 59" double interlock spiral hose (metal)
- Includes integral dual check valves for backflow protection

OPERATION

- Pivot action lever style handle
- Pull diverter to switch between faucet and handshower

FLOW


- Faucet designed to deliver 6 gpm (22.7 L/min) at 45psi
- Handshowers designed to deliver 1.75 gpm (6.6 L/min) at 80psi

STANDARDS

- Third party certified to: WaterSense®, ASME A 1 12. 18.1 /CSA B 125. 1, and all applicable requirements referenced therein
- ADA ♿ for lever handle

WARRANTY

- Lifetime limited warranty against leaks, drips and finish defects to the original homeowner
 - 10 year limited warranty when used in a multifamily installation
 - 5 year limited warranty when used in a commercial installation
- Visit www.moen.com/support for complete details and limitations



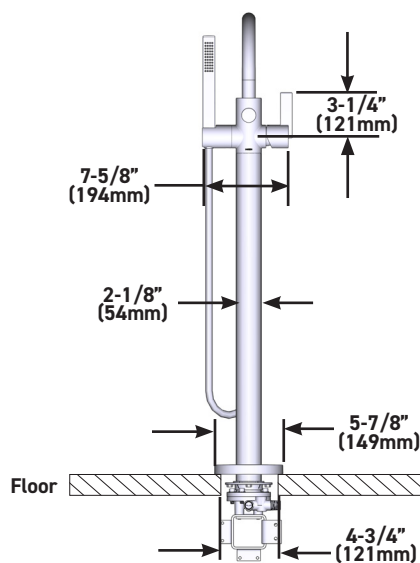
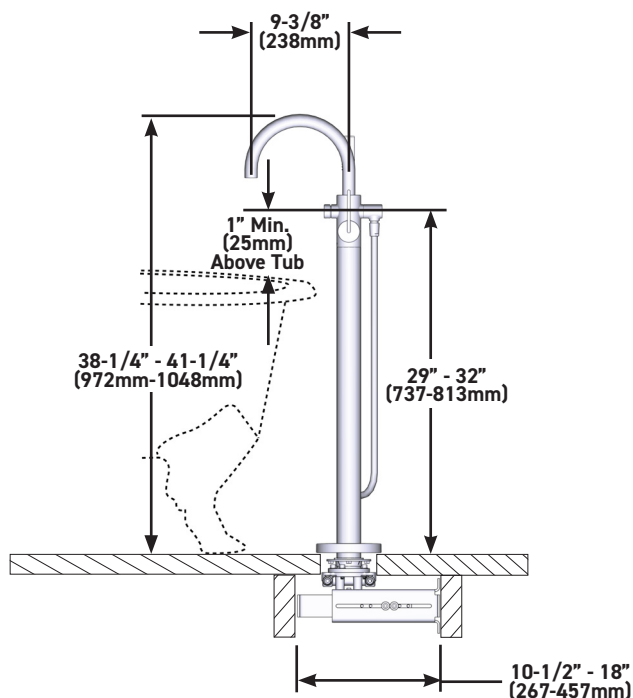
CIA™

Single Handle Single Riser Floor
Mounted Tub Filler Faucet

MODELS: 615 series

NOTE:

Floor Mount Rough-In Kit:
TS50100 (Joist)
TS50110 (Concrete)



CRITICAL DIMENSIONS DO NOT SCALE