



MR16/GU10/PAR16 LED

6.5MR16/F35/2700-2200 DIM 12V 10/1

Philips MR16 Dimmable LED Lamps provide ambient level light to illuminate hard to maintain applications. Increased transformer compatability allows for operation on a wider range of transformers. Available in dimmable and non-dimmable versions, these lamps are ideal for track and open recessed fixtures in retail, hospitality and residential spaces.

Product data

General Information	
Cap-Base	GU5.3 [GU5.3]
Nominal Lifetime (Nom)	25000 h
Switching Cycle	50000X
Technical Type	6.5-35W
Light Technical	
Color Code	822-827 [tunable warm white]
Beam Angle (Nom)	35 °
Light Distribution	Medium beam 35°
Initial lumen (Nom)	410 lm
Luminous Flux (Rated) (Nom)	410 lm
Luminous Intensity (Nom)	900 cd
Color Designation	Warm White (WW)
Rated Beam Angle	35 °
Correlated Color Temperature (Nom)	2200-2700 K
Luminous Efficacy (rated) (Nom)	63.08 lm/W
Color Consistency	<6
Color Rendering Index (Nom)	80
LLMF At End Of Nominal Lifetime (Nom)	70 %
Luminous Flux in 90° Cone (Rated)	370 lm

Operating and Electrical	
Input Frequency	50 to 60 Hz
Power (Rated) (Nom)	6.5 W
Lamp Current (Nom)	800 mA
Wattage Equivalent	35 W
Starting Time (Nom)	0.5 s
Warm Up Time to 60% Light (Nom)	0.5 s
Power Factor (Nom)	0.7
Voltage (Nom)	12 V

Controls and Dimming	
Dimmable	Yes

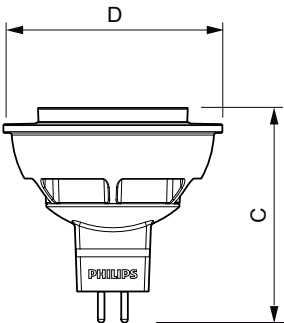
Approval and Application	
Suitable For Accent Lighting	Yes
Energy Efficiency Label (EEL)	Not applicable
Energy Consumption kWh/1000 h	7 kWh

Product Data	
Order product name	6.5MR16/F35/2700-2200 DIM 12V
EAN/UPC - Product	046677454548
Order code	454546
Numerator - Quantity Per Pack	1

MR16/GU10/PAR16 LED

Numerator - Packs per outer box	10
Material Nr. (12NC)	929001127904
Net Weight (Piece)	0.045 kg

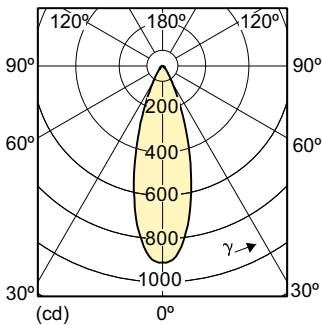
Dimensional drawing



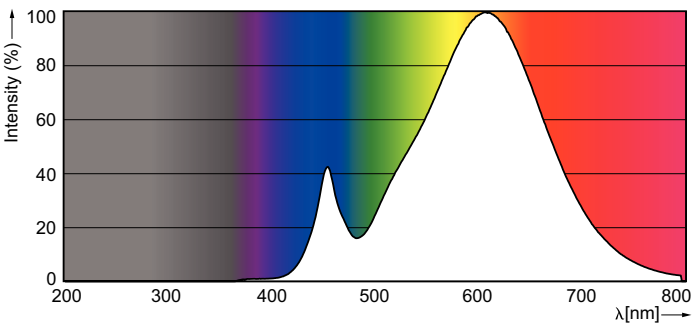
MR16 12V 7W-35W 36D 2700K GU5.3 Dimtone

Product	D	C
6.5MR16/F35/2700-2200 DIM 12V	51 mm	50 mm

Photometric data



6.5-35 W GU5.3 /827 MR16 36D



DimTone 6.5-35 W /827

