resideo

Heating and Cooling Components

Application Selection and Cross-Reference Guide

The Universal Choice

Resideo offers a complete range of relays, contactors and transformers for all your residential and commercial HVAC applications. For reliability, safety and easy installation, Resideo is the only brand you need.

R24 Series Electric Heat Sequencers

The positive temperature coefficient (PTC) heater element provides voltage compression over a wide voltage range without danger of over-heating at high voltage. It is self-current limiting, and assures device actuation under low-voltage conditions. The PTC has the unique feature of always stabilizing at a specific temperature, regardless of ambient temperature or voltage. This will allow the use of a common device over a wide voltage range.



Electric Heat Sequencers

			TIMINGS – ON					TIMINGS – OFF				
PRODUCT #	SWITCHES	TIMINGS	M1-M2	M3-M4	M5-M6	M7-M8	M9-M10	M1-M2	M3-M4	M5-M6	M7-M8	M9-M10
R24AA1008	1	1	1-20					40-110				
R24AA3004	1	1			30-90					1-30		
R24BA1006	2	1	1-20	1-20				40-110	40-110			
R24BA3002	2	1			30-90	30-90				1-30	1-30	
R24CB4007	3	2	1-110	1-110	1-110			1-110	1-110	1-110		
R24DB4005	4	2	1-110	1-110	1-110	1-110		1-110	1-110	1-110	1-110	
R24ED5007	5	4	1-160	1-160	1-160	1-160	1-160	1-160	1-160	1-160	1-160	1-160

Heat Pump — Air Handler Model

MODEL #	SWITCHES	TIMINGS	HEAT	COOL
R24AA2006	1	1	1-60	75-95

Temperature:	-50˚ F to 165˚ F
Terminations:	Solder or screw type 1/4" quick connect
Ratings:	Estimate – 25 A resistive and 14 A inductive at 120 Vac
SPST:	Single Pole Single Throw
DPST:	Double Pole Single Throw
SPDT:	Single Pole Double Throw
DPDT:	Double Pole Double Throw
Agency:	UL/CSA

Table Notes:

- M1-M2 and M3-M4 are always first switches to turn ON and last to turn OFF.
- All other switches are random ON and random OFF.
- R24ED5007 Switch contacts designated F1-F2 instead of M1-M2.
- R24BB3428 is Double Pole Double Throw model.
- R24AA2006 is a Single Pole Double Throw model for Heat Pump Applications.
- These contacts switch simultaneously.

ON Time: Elapsed time (min. to max.) to make contact after heater is energized.
OFF Time: Elapsed time (min. to max.) to break contact after heater is de energized.

Transformers

Resideo offers NEMA — National Electrical Manufacturers Association — standard DC20-1992 and general purpose transformers. These transformers are available with single or multiple input voltages and with foot, conduit and plate mounting options. Transformers with circuit breakers that can be manually reset by pressing a button are also available. Resideo also designs transformers for specific environmental requirements and with specialized termination options.

- NEMA-compliant transformers prevent overcooling, brownout, and burnout.



Universal Transformers

ELECTRICAL RATINGS (VA)	ELECTRICAL RATINGS (INPUT VOLTAGE)	PRODUCT NUMBER	NEMA RATED	MOUNTING	MAIN CONNECTIONS	SECONDARY CONNECTIONS	FREQUENCY	DIMENSIONS (IN.) H X W X D	NOTES
40 VA	208/240 Vac	AT72D1733	Yes	M	L	S	A	3 7/32 x 2 7/32 x 3 1/16	Only in Canada
50 VA	120/208/240 Vac	AT87A1106	Yes	M	L	S	A	2 15/16 x 2 7/32 x 2 1/4	Built-in protection; Primary winding burnout
20 VA	120/208/240 Vac	AT120A1004	No	M	L	S	B	2 7/8 x 1 7/8 x 2 15/16	Metal end bells
40 VA	120/208/240 Vac	AT140A1018	No	M	L	S	B	3 3/16 x 2 3/8 x 3 1/8	Metal end bells
75 VA	120/208/240 Vac	AT175A1008	No	M	L	S	B	3 3/16 x 2 3/8 x 3 5/8	Metal end bells

Transformers

ELECTRICAL RATINGS (VA)	ELECTRICAL RATINGS (INPUT VOLTAGE)	PRODUCT NUMBER	NEMA RATED	MOUNTING	MAIN CONNECTIONS	SECONDARY CONNECTIONS	FREQUENCY	DIMENSIONS (IN.) H X W X D	NOTES
19 VA	120 Vac	AT20A1123	Yes	F	L	L	A	2 x 2 1/4 x 1 7/8	
40 VA	120 Vac	AT72D1006	Yes	P		S	A	3 7/32 x 2 7/32 x (1 1/16 into x 2 in. above plate)	
40 VA	120 Vac	AT72D1089	Yes	F		S	A	3 7/32 x 2 7/32 x 3 1/16	
40 VA	120 Vac	AT72D1188	Yes	P		L	A	3 7/32 x 2 7/32 x 2 15/16	
40 VA	120 Vac	AT72D1683	Yes	M		S	A	3 7/32 x 2 7/32 x 3 1/16	
40 VA	120 Vac	AT72D1956	Yes	M		L	A	3 7/32 x 2 7/32 x 3 1/16	Only in Canada
40 VA	208/240 Vac	AT72D1691	Yes	M		S	A	3 7/32 x 2 7/32 x 3 1/16	
48 VA	277 Vac	AT87A1189	Yes	F		L	A	2 15/16 x 2 7/32 x 2 1/4	Energy limiting overload protection
48 VA	480 Vac	AT87A1155	Yes	F		L	A	2 15/16 x 2 7/32 x 2 1/4	Energy limiting overload protection
20 VA	120 Vac	AT120B1028	No	F		L	B	1 11/16 x 3 3/16 x 1 3/4	Metal end bells
40 VA	120 Vac	AT140A1000	No	M		S	B	3 3/16 x 2 3/8 x 3 1/8	Metal end bells
40 VA	120 Vac	AT140B1206	No	F		L	B	1 11/16 x 3 1/2 x 1 3/4	Plastic end caps
40 VA	120/208/240 Vac	AT140B1214	No	F		L	B	1 11/16 x 3 1/2 x 1 3/4	Plastic end caps
50 VA	120/208/240 Vac	AT150A1007	No	M	L	S	B	1 11/16 x 3 3/16 x 1 3/4	Metal end bells
50 VA	120/208/240 Vac	AT150F1022	No	M	L	L	B	3 3/16 x 2 3/16 x 3 5/8	Button for resetting circuit breaker & metal end bells
50 VA	208/277/480 Vac	AT150F1030	No	M	L	L	B	3 3/16 x 2 3/16 x 3 5/8	Button for resetting circuit breaker & metal end bells
50 VA	277 Vac	AT150B1252	No	F	L, Q	L, Q	A	1 11/16 x 3 1/2 x 1 3/4	Plastic end caps
75 VA	120/208/240 Vac	AT175F1023	No	M	L	L	B	3 3/16 x 2 3/16 x 3 15/16	Button for resetting circuit breaker & metal end bells
75 VA	208/277/480 Vac	AT175F1031	No	M	L	L	B	3 3/16 x 2 3/16 x 3 15/16	Button for resetting circuit breaker & metal end bells
75 VA	120 Vac	AT88A1005	No	F	L	L	A	2 15/16 x 2 3/16 x 3 5/16	Internally fused secondary for overload protection
75 VA	480 Vac	AT88A1047	No	F	L	L	A	2 15/16 x 2 3/16 x 3 5/16	Internally fused secondary for overload protection

Frequency:	A — 60 Hz/50 Hz; B — 60 Hz;
Mounting;	C — Conduit ; F — Foot; P — Plate; M — Foot, Conduit, Plate (F models do not come with plate options)
Connections:	L — Leadwires (9 in. to 13 in.); Q — Quick Connects; S — Screw Terminals
Approval:	UL, CSA

Relays

Resideo's switching relays are available in multiple configurations for various applications. For whatever you need — general purpose relays or electric heat relays — Resideo has you covered.

General Purpose and Heavy-Duty Switching Relays

R4222, R8222, R4228 and R8228 for use in refrigeration and air conditioning equipment, appliances and vending machines.

Fully Enclosed Line and Low-Voltage Fan Relays

R4225 and R8225 for control of line voltage fan motors and auxiliary circuits.



Electromechanical relays for conventional 24 V thermostats

- RC840 for use with two or three-wire thermostats to control baseboard, convectors, radiant ceiling and duct heaters.
- Immediate relay activation, improved temperature control and comfort, no 90-second on/off delays as with thermal relays.
- Epoxy soundproofing, quiet operation.
- Terminal board connection, easier installation uses less space.

Triac relay for pulsed output thermostats

- RT850 for use with two or three-wire thermostats to control baseboard, convectors, radiant ceiling and duct heaters.
- Superior temperature control when used with 15-second cycle thermostats.
- 100% silent solid state relay switching.
- Heating command indicator light gives at-a-glance verification of relay operation.

Relays

INPUT VOLTAGE/ COIL VOLTAGE	SWITCHING	PRODUCT NUMBER	FULL LOAD AMP RATING	FREQUENCY	DIMENSIONS (IN.) H X W X D	ELECTRICAL CONNECTIONS (MAIN)	SPECIAL FEATURES
24 Vac	DPST N.O.	R8228D1018	5.5	A	1 7/8 x 2 5/32 x 2 3/8	Q	
24 Vac	DPDT (1 P & 1 P Duty)	R8222V1003	12	A	1 7/8 x 2 5/32 x 2 3/8	Q	
24 Vac	DPDT — Pilot Duty	R8222N1011	12	A	1 7/8 x 2 5/32 x 2 3/8	Q	Pilot duty
24 Vac	DPDT	R8222D1014	12	A	1 7/8 x 2 5/32 x 2 3/8	Q	
24 Vac	SPDT	R8222B1067	12	A	1 7/8 x 2 5/32 x 2 3/8	Q	
120 Vac	DPDT — Pilot Duty	R4222N1002	12	A	1 7/8 x 2 5/32 x 2 3/8	Q	
120 Vac	DPDT	R4222D1013	12	A	1 7/8 x 2 5/32 x 2 3/8	Q	
120 Vac	SPDT	R4222B1082	12	A	1 7/8 x 2 5/32 x 2 3/8	Q	
208/240 Vac	DPDT	R4222D1021	12	A	1 7/8 x 2 5/32 x 2 3/8	Q	
24 Vac	SPDT	R8225A1017	14	B	2 11/16 x 2 1/2 x 3 7/16	L	
24 Vac	DPST N.O.	R8225D1003	14	B	2 11/16 x 2 1/2 x 3 7/16	L	
24 Vac	SPDT	R8228B1012	18	A	1 7/8 x 2 5/32 x 2 3/8	Q	

Electric Heat Relays

24 Vac	DPST	R8229A1005	7	B	2 3/16 x 2 3/32 x 2 1/4	CHS	
24 Vac	DPST	R8229A1021	7	B	2 3/16 x 2 3/32 x 2 1/4	CHS	Extra mounting hardware

Electric Heat Contactor

24 Vac	DPST	R8246A1038	30		2 3/16 x 2 1/4 x 3 5/16	Q, S	

Frequency:	A — 60 Hz/50 Hz; B — 60 Hz, C — 50 Hz	SPST:	Single Pole Single Throw
Approvals:	UL, CSA	DPST:	Double Pole Single Throw
Temp Rating:	-20˚ F to +150˚ F; 115˚ F max for R8225	DPDT:	Double Pole Double Throw
Connectors:	CHS — Combination Head Screw; L — Leadwires; Q — Quick connect; T — Terminals	SPDT:	Single Pole Double Throw

Aube Electric Heat Relays

PRODUCT NUMBER	INPUT VOLTAGE/ COIL VOLTAGE	SWITCHING	FULL LOAD AMP RATING	FREQUENCY	DIMENSIONS (IN.) H X W X D	ELECTRICAL CONNECTIONS (MAIN)	SPECIAL FEATURES
RC840	24 Vac	SPST	16 @ 120 Vac 13 @ 208 Vac 12 @ 240 Vac	B	2 11/16 x 3 21/64 x 1 27/64	L	22 A Resistive @ 120/208/240 Vac 19 A Resistive @ 277 Vac 18 A Resistive @ 347 Vac Requires transformer
RC840T-120	24 Vac	SPST	16 @ 120Vac	B	2 45/64 x 3 11/32 x 1 27/64	L	22 A Resistive @ 120 Vac: Integrated transformer
RC840T-240	24 Vac	SPST	13 @ 208 Vac 12 @ 240 Vac	B	2 45/64 x 3 11/32 x 1 27/64	L	22 A Resistive @ 208/240 Vac: Integrated transformer
RC840T-277	24 Vac	SPST	N/A	B	2 45/64 x 3 11/32 x 1 27/64	L	19 A Resistive @ 277 Vac: Integrated transformer
RC840T-347	24 Vac	SPST	N/A	B	2 45/64 x 3 11/32 x 1 27/64	L	18 A Resistive @ 347 Vac: Integrated transformer
RT850	24 Vac 4-32 Vdc	SPST (Solid state relay)	N/A	B	4 13/64 x 4 11/64 x 1 57/64	L	23 A Resistive @ 120/208/277/347 Vac Guaranteed OFF signal: 5 Vac, 2 Vdc
RT850T-240	24 Vac	SPST (Solid state relay)	N/A	B	4 13/64 x 4 11/64 x 1 57/64	L	23 A Resistive @ 208/240 Vac: Integrated transformer Guaranteed OFF signal: 5 Vac
RT850T-347	24 Vac	SPST (Solid state relay)	N/A	B	4 13/64 x 4 11/64 x 1 57/64	L	23 A @ 347 Vac: Integrated transformer Guaranteed OFF signal: 5 Vac

Frequency:	A — 60 Hz/50 Hz; B — 60 Hz, C — 50 Hz	SPST:	Single Pole Single Throw
Approvals:	UL, CSA	DPST:	Double Pole Single Throw
Temp Rating:	-20˚ F to +150˚ F; 115˚ F max for R8225	DPDT	Double Pole Double Throw
Connectors:	CHS — Combination Head Screw; L — Leadwires; Q — Quick connect; T — Terminals	SPDT:	Single Pole Double Throw

Contactors



Resideo offers definite-purpose contactors for heating, cooling and refrigeration applications.

- Available in 1, 2, 3 and 4 pole configurations.
- Multiple input voltage range from 24/120/208/240 configurations.
- Available in 25, 30, 40, 50, 60, 75 and 90 Amp configurations.
- Meet ARI 780, UL, and CUR (file #222994) standards.
- Quick connects for coil termination.
- Compatible with most competitive models.

Economy Contactors

CROSS-REFERENCE INFORMATION

POLES	CONTACT RATINGS (AFL @ 240, 277, 480, 600 VAC)	INPUT VOLTAGE/ COIL VOLTAGE	PRODUCT NUMBER	DIMENSIONS (IN.) H X W X D	MAIN CONNECTIONS	COIL CONNECTIONS	CONTACT RATINGS (RESISTIVE @ 240, 277, 480, 600 VAC)	RESIDEO	CUTLER-HAMMER	FURNAS	MARS
1 w/shunt	30	24 Vac	DP1030A1001	2 7/32 x 2 1/2 x 3 5/16	Screw Terminal	Q	48 A	DP1030A1000	C25CNB130T	45EG10AJA	91320, 17311
2	30	24 Vac	DP2030A1004	3 1/4 x 3 5/8 x 3 7/8	Screw Terminal	Q	48 A	DP2030A1003	C25BNB230T	45EG2OAJ	61354, 17321
2	30	120 Vac	DP2030B1003	2 7/32 x 3 5/16 x 2 5/32	Screw Terminal	Q	40 A	DP2030B1002	C25BNB230A	45EG2OAF	61346, 17322
2	30	208/240 Vac	DP2030C1002	2 7/32 x 2 1/2 x 3 5/16	Screw Terminal	Q	40 A	DP2030C1001	C25BNB230B	45EG2OAG	61347, 17323
2	40	24 Vac	DP2040A1003	2 3/8 x 3 5/16 x 2	Screw Terminal	Q	50 A	DP2040A1002	C25BNB240T	45GG20AJ	61355, 17421
2	40	120 Vac	DP2040B1002	2 3/8 x 3 5/16 x 2	Screw Terminal	Q	50 A	DP2040B1001	C25BNB240A	45GG20AF	61356, 17422
2	40	208/240 Vac	DP2040C1001	2 3/8 x 3 5/16 x 2	Screw Terminal	Q	50 A	DP2040C1000	C25BNB240B	45GG20AG	61357, 17423

PowerPRO Contactors — ARI 780/790 Rated

1 w/shunt	25	24 Vac	DP1025A5006	2 7/32 x 2 1/2 x 3 5/16	Box Lug	Q	30 A	DP1025A5005	Not Available	45DG10AJA	61315
1 w/shunt	30	24 Vac	DP1030A5014	2 7/32 x 2 1/2 x 3 5/16	Box Lug	Q	48 A	DP1030A5013	Not Available	45EG10AJA	13101, 61320, 61720
1 w/shunt	40	24 Vac	DP1040A5005	2 23/64 x 2 1/2 x 3 5/16	Box Lug	Q	50 A	DP1040A5004	Not Available	45GG10AJA	61330
2	20	24 Vac	DP2020A5022	2 7/32 x 2 1/2 x 3 5/16	Box Lug	Q	30 A	DP2020A5021	Not Available	45CG20AJ	61310
2	20	120 Vac	DP2020B5039	2 7/32 x 2 1/2 x 3 5/16	Box Lug	Q	30 A	DP2020B5038	Not Available	45CG20AF	61336, 14122
2	30	24 Vac	DP2030A5013	3 1/4 x 2 5/8 x 3 3/4	Box Lug	Q	48 A	DP2030A5012			60510
2	30	120 Vac	DP2030B5004	2 7/32 x 3 5/16 x 2 5/32	Box Lug	Q	48 A	DP2030B5003	C25DND230A	45EG2OAF	61346, 13105,
2	30	208/240 Vac	DP2030C5003	2 7/32 x 2 1/2 x 3 5/16	Box Lug	Q	48 A	DP2030C5002	C25DND230B	45EG2OAG	61347, 13106, 60512, 60032
2	30	208/240 Vac	DP2030C5011	2 7/32 x 2 1/2 x 3 5/16	Box Lug	Q	48 A	DP2030C5010	Not Available	Not Available	60512, 91323
2	30	277 Vac	DP2030D5002	2 7/32 x 2 1/2 x 3 5/16	Box Lug	Q	48 A	DP2030D5001	Not Available	Not Available	60153
2	40	24 Vac	DP2040A5004	2 23/64 x 3 3/16 x 1 15/16	Box Lug	Q	50 A	DP2040A5003	C25DNF240T	45GG20AJ	13107, 91421, 61355, 61755, 60525,
2	40	120 Vac	DP2040B5003	2 23/64 x 3 3/16 x 1 15/16	Box Lug	Q	50 A	DP2040B5002	C25DNF240A	45GG20AF	13108, 91422, 61356, 61756,
2	40	208/240 Vac	DP2040C5002	2 23/64 x 3 3/16 x 1 15/16	Box Lug	Q	50 A	DP2040C5001	C25DNF240B	45GG20AG	13109, 91423, 61357, 61757, 60527, 14423
3	30	24 Vac	DP3030A5004	3 7/64 x 3 5/8 x 2 13/32	Box Lug	Q, S	40 A	DP3030A5003	C25DND330T	42BF35AJ	61430, 13113, 60515, 13007, 91331
3	30	120 Vac	DP3030B5003	3 7/64 x 3 5/8 x 2 13/32	Box Lug	Q, S	40 A	DP3030B5002	C25DND330A	42BF35AF	61431, 13114, 91332
3	30	208/240 Vac	DP3030C5002	3 7/64 x 3 5/8 x 2 13/32	Box Lug	Q, S	40 A	DP3030C5001	C25DND330B	42BF35AG	61432, 13115, 91333, 60517, 13009
3	40	24 Vac	DP3040A5003	3 7/64 x 3 5/8 x 2 13/32	Box Lug	Q, S	50 A	DP3040A5002	C25DNF340T	42CF35AJ	60530, 61445, 13013, 91431
3	40	120 Vac	DP3040B5002	3 7/64 x 3 5/8 x 2 13/32	Box Lug	Q, S	50 A	DP3040B5001	C25DNF340A	42CF35AF	61446
3	40	208/240 Vac	DP3040C5001	3 7/64 x 3 5/8 x 2 13/32	Box Lug	Q, S	50 A	DP3040C5000	C25DNF340B	42CF35AG	60532, 60182, 61447, 13015, 91433
3	50	24 Vac	DP3050A5002	3 7/64 x 3 5/8 x 2 13/32	Box Lug	Q, S	63 A	DP3050A5001	C25DNJ350T	42DF35AJ	61460, 13619, 91531
3	50	120 Vac	DP3050B5001	3 7/64 x 3 5/8 x 2 13/32	Box Lug	Q, S	63 A	DP3050B5000	C25DNJ350A	42DF35AF	61461
3	50	208/240 Vac	DP3050C5010	3 7/64 x 3 5/8 x 2 13/32	Box Lug	Q, S	63 A	DP3050C5009	C25DNJ350B	42DF35AG	60217, 60202, 61462, 13621, 91533
3	60	24 Vac	DP3060A5001	3 7/64 x 3 5/8 x 2 13/32	Box Lug	Q, S	75 A	DP3060A5000	C25FNF360T	42EF35AJ	61470 13625 91631
3	60	120 Vac	DP3060B5010	3 7/64 x 3 5/8 x 2 13/32	Box Lug	Q, S	75 A	DP3060B5009	C25FNF360A	42EF35AF	61471
3	60	208/240 Vac	DP3060C5009	3 7/64 x 3 5/8 x 2 13/32	Box Lug	Q, S	75 A	DP3060C5008	C25FNF360B	42EF35AG	60227, 60207, 61472, 13627, 91633
3	75	120 Vac	DP3075B5016	4 7/16 x 5 x 3 3/4	Box Lug	Q, S	95 A	DP3075B5015	C25FNF375A	42FE35AF	60237, 61476
3	75	208/240 Vac	DP3075C5015	4 7/16 x 5 x 3 3/4	Box Lug	Q, S	95 A	DP3075C5014	C25FNF375B	42FE35AG	60245, 61477, 13242, 91733
3	90	120 Vac	DP3090B5007	4 7/16 x 5 x 3 3/4	Box Lug	Q, S	120 A	DP3090B5006	C25GNF390A	42GE35AF	61491
4	40	24 Vac	DP4040A5002	2 5/8 x 3 3/4 x 3 7/64	Box Lug	Q, S	50 A	DP4040A5001	C25ENF440T	42CF25AJ	61450, 13016
4	40	120 Vac	DP4040B5001	2 5/8 x 3 3/4 x 3 7/64	Box Lug	Q, S	50 A	DP4040B5000	C25ENF440A	42CF25AF	61451

Fan Centers

For fan centers (relay and transformer combination), R8285 and R8239 NEMA rated units offer low-voltage control of line-voltage fan motors and auxiliary circuits in heating, cooling or air conditioning systems.

Fan Centers

ELECTRICAL RATINGS (VA)	ELECTRICAL RATINGS (INPUT VOLTAGE)	SWITCHING	PRODUCT NUMBER	NEMA RATED	DIMENSIONS (IN.) H X W X D	MAIN CONNECTIONS	SECONDARY CONNECTIONS	FREQUENCY
40 VA	120 Vac	DPDT	R8239B1043	Yes	4 1/2 x 4 3/16 x 3 3/32	L	L	A
40 VA	120 Vac	DPST	R8239D1007	Yes	4 1/2 x 4 3/16 x 3 3/32	L	L	A
40 VA	120 Vac	DPST (1 Power, 1 Pilot)	R8239D1015	Yes	4 1/2 x 4 3/16 x 3 3/32	L	L	A
40 VA	120 Vac	SPDT	R8239A1052	Yes	4 1/2 x 4 3/16 x 3 3/32	L	L	A
50 VA	120/208/240 Vac	DPDT	R8239B1076	Yes	4 1/2 x 4 3/16 x	L	L	A
40 VA	120 Vac	SPDT	R8285A1048	No	4 3/16 x 4 1/2 x 2 13/16	L	L	A
40 VA	120/208/240 Vac	DPDT	R8285B1053	No	4 3/16 x 4 1/2 x 2 13/16	L	L	A
50 VA	120 Vac	DPDT	R8285D5001	No	4 3/16 x 4 1/2 x 2 13/16	L	L	A

Frequency:	A — 60 Hz/50 Hz; B — 60 Hz
Approvals:	UL, CSA
Temp Rating:	-20˚ F to +105˚ F
Connectors:	L — Leadwires
Mounting:	Standard 4 x 4 in. junction box

Resideo Technologies, Inc.
16100 N 71st Street, Suite 550
Scottsdale, Arizona 85254
Office: 480.573.5340

For more information
resideo.com/pro

63-9572 | ANT | 07/24
© 2023 Resideo Technologies, Inc.
All rights reserved