



# Residential SuperVent™

PV SERIES AIR ELIMINATOR, 3/4" - 2" PIPE SIZE

## SUBMITTAL SHEET

### APPLICATION

The Resideo SuperVent automatically eliminates air and micro-bubbles from hydronic heating and cooling systems without bleeding. The SuperVent guarantees fast start-up with automatic venting, helps prevent corrosion of system components, and improves system efficiency. Additionally, the Resideo SuperVent micro-bubble concentrator has three times the impact area of other products.

### SPECIFICATIONS

**Application:** Residential or Commercial closed loop hydronic heating or chilled water systems.

**Working Pressure:** 125 psi maximum

**Operating Temperature:** 0° F (-17.7° C), 239° F (115° C) maximum

**System Shutoff:** Brass cap for system shutoff. System can be air tested.

**Flow:** Bi-directional

**Bottom Connection:** 1/2" (12.7mm) NPT connection for field service (cleaning) and Expansion Tank mounting.

NOTE: PVU Universal models bottom connections are the same as inlet and outlet for vertical riser application.

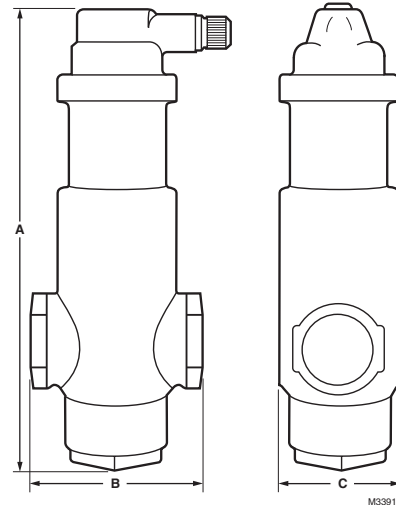
**Patent Information:** U.S. Patent no. 5,490,874

**Warranty:** 1 year limited warranty

**Made in U.S.A.**

### Materials

Body	Bronze
Concentrator	Stainless Steel
Float	TPX® Polymethylpentene (PMP)
O-Rings	EPDM Rubber



### Dimensions

Model Number	Pipe Size	Type	Dimensions in. / (mm)			Cv
			A	B	C	
PV 075	3/4" (19.05)	NPT	7.4" (188)	2.7" (68)	1.9" (48)	13
PV 100	1" (25.4)	NPT	8.1" (206)	3.2" (81)	2.1" (53)	22
PV 125	1 1/4" (31.75)	NPT	8.4" (213)	3.7" (94)	2.5" (63)	38
PV 150	1 1/2" (38.1)	NPT	9.7" (246)	4.3" (109)	3.1" (79)	53
PV 200	2" (50.8)	NPT	10.7" (272)	2.5" (63)	4" (101)	95
PV 075P	3/4" (19.05)	ProPress	7.4" (188)	5.5" (140)	1.9" (48)	13
PV 100P	1" (25.4)	ProPress	8.1" (206)	6.4" (162.5)	2.1" (53)	22
PV 125P	1 1/4" (31.7)	ProPress	8.4" (213)	7.5" (191)	2.5" (63)	38
PV 150P	1 1/2" (38.1)	ProPress	9.6" (244)	8.3" (211)	2.9" (74)	22
PV 075S	3/4" (19.05)	Sweat	7.4" (188)	3.2" (81)	1.9" (48)	13
PV 100S	1" (25.4)	Sweat	8.1" (206)	3.7" (94)	2.1" (53)	22
PV 125S	1 1/4" (31.7)	Sweat	8.4" (213)	4.4" (112)	2.5" (63)	38
PV 150S	1 1/2" (38.1)	Sweat	9.7" (246)	5.4" (137)	3.1" (79)	53
PV 200S	2" (50.8)	Sweat	10.7" (272)	7" (178)	4" (102)	95
PVU 075	3/4" (19.05)	NPT	7.8" (198)	2.7" (68)	1.9" (48)	11
PVU 100	1" (25.4)	NPT	8.4" (213)	3.2" (81)	2.1" (53)	12
PVU 125	1 1/4" (31.75)	NPT	8.9" (226)	3.7" (94)	2.5" (63)	27
PVU 150	1 1/2" (38.1)	NPT	10" (254)	4.3" (109)	3.1" (79)	36

Job Name \_\_\_\_\_

Engineer \_\_\_\_\_

Mechanical Contractor \_\_\_\_\_

Contractor's P.O. No. \_\_\_\_\_

Representative \_\_\_\_\_

Notes \_\_\_\_\_

Model(s) \_\_\_\_\_

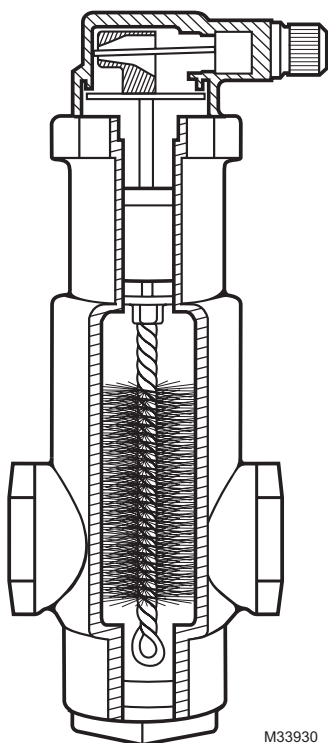
_____	Qty. _____	Notes _____
_____	Qty. _____	Notes _____
_____	Qty. _____	Notes _____

Approval \_\_\_\_\_



# SUPERVENT CONCENTRATOR

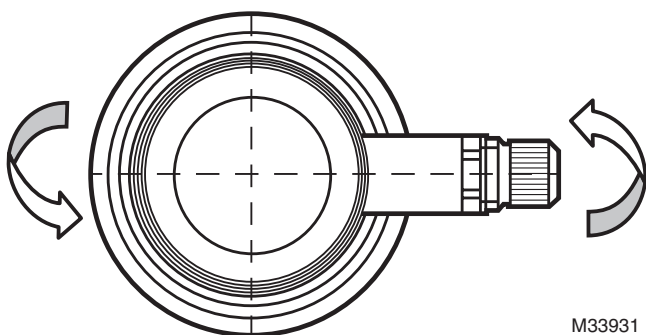
The Stainless Steel Concentrator is a patented and a more efficient way to eliminate air (US Patent No. 5,490,874). The Stainless Steel Concentrator is removable for easy cleaning.



For more information on cleaning refer to form 62-3069.

## AIR VENT

The PV Series SuperVents come with an adjustable collar ring that allows the air vent to be turned a full 360 degrees, giving the SuperVent much more flexibility for installation than the traditional air vent.



## INSTALLATION

- Locate where you would normally locate air purger or air scoops
- Must be installed in a horizontal line
- Straight pipe runs up or downstream not required.
- Bi-directional.
- During normal operation, back off brass cap one turn.
- Tighten vent cap only when checking out system for leaks.

## ADDITIONAL SPECIFICATIONS

- High Temperature Thermoplastic Float controls venting rate under continuous operation.
- Encapsulated O-Ring for leakproof cap seal.
- Debris baffle to control dirt fouling and prevent failure.
- Brass Bottom Plug for expansion tank mounting, ease of installation and maintenance.
- No-ClogVent for peace of mind, no leaking or callbacks.

### SuperVent Models

Connection Type	Model Number	Size in. / (mm)	Max. Diameter In. / (mm)	Lbs. (Kg)
Female NPT	PV 075	¾" (19.05) Bottom Inlet	1 13/16 (46)	2 (0.91)
	PV 100	1" (25.4) Bottom Inlet	2 3/32 (53)	2.75 (1.24)
	PV 125	1 ¼" (31.75) Bottom Inlet	2 1/2 (64)	3.5 (10.66)
	PV 150	1 ½" (38.1) Bottom Inlet	3 3/32 (79)	5 (2.27)
	PV 200	2" (50.8) Bottom Inlet	4 (102)	8 (3.63)
	PVU 075	¾" (19.05) Bottom Inlet	1 13/16 (46)	2.1 (0.95)
	PVU 100	1" (25.4) Bottom Inlet	2 3/32 (53)	2.8 (1.27)
	PVU 125	1 ¼" (31.75) Bottom Inlet	2 1/2 (64)	3.6 (1.63)
	PVU 150	1 ½" (38.1) Bottom Inlet	3 3/32 (79)	5.2 (2.36)
Sweat	PV 075S	¾" (19.05) Bottom Inlet	1 13/16 (46)	2 (0.91)
	PV 100S	1" (25.4) Bottom Inlet	2 3/32 (53)	2.75 (1.24)
	PV 125S	1 ¼" (31.7) Bottom Inlet	2 1/2 (64)	3.5 (1.59)
	PV 150S	1 ½" (38.1) Bottom Inlet	3 7/64 (79)	5 (2.27)
	PV 200S	2" (50.8) Bottom Inlet	4 1/64 (102)	8 (3.63)
ProPress	PV 075P	¾" (19.05) Bottom Inlet	1 3/16 (30)	2.5 (1.13)
	PV 100P	1" (25.4) Bottom Inlet	2 3/32 (53)	3.26 (1.48)
	PV 125P	1 ¼" (31.7) Bottom Inlet	2 1/2 (64)	4.4 (2.0)
	PV 150P	1 ½" (38.1) Bottom Inlet	3 3/32 (79)	6.1 (2.77)