

OPTIONS

Flush Volume

- 1.6 gpf (6.0 Lpf) (1.6)
- 1.28 gpf (4.8 Lpf) (1.28)
- 2.4 gpf (9.1 Lpf) (2.4)

Finish

- Polished Chrome (CP)
- Brushed Nickel (BN)
- Brushed Stainless (SF)
- Graphite (GR)
- Polished Brass (PB)

Wall Plate Finish

- Polished Chrome (CP)
- Brushed Nickel (BN)
- Brushed Stainless (SF)
- Polished Brass (PB)

Power Type

- Hardwired (HW)

Water Efficiency

- Low Consumption
- High Efficiency
- Water Saver

Override

- Electrical (OR)
- True Mechanical (TMO)

Push Button

- Metal Index (L)

Control Stop

- Less (L/STOP)

Vacuum Breaker

- Less (XYV)

Offset

- 2" (51mm) (2-OFST)

Outlet Tube


- Trap Primer (TP)

Adapter

- 28mm Sweat Solder Adapter Kit (22MM)

Bumper

- Angle Stop (YO)
- Angle Stop Extended (YG)



DESCRIPTION

Royal® Exposed Sensor Water Closet Flushometer

FEATURES

- Water conservation is aided by the ADA-compliant, non-hold-open handle, which prevents toilet from exceeding intended flush volume
- Flush accuracy is controlled by CID™ technology, also enhancing water efficiency
- Integrity of the product is maintained with the vandal-resistant stop cap
- Durability is facilitated with high copper, low zinc brass castings for dezincification resistance
- Adjustable tailpiece
- PERMEX synthetic rubber diaphragm with Dual Filtered Fixed Bypass
- Valve body, Cover, Tailpiece and Control Stop shall be in compliance with ASTM Alloy Classification for Semi-Red Brass
- Valve shall be in compliance to the applicable sections of ASSE 1037.

DOWNLOADS

- [Royal ESS 110/111 Electrical Box Installation Instructions](#)
- [Royal ESS Concealed and Exposed Installation Instructions](#)
- [Royal ESS TMO Installation Instructions](#)
- [Royal 110/111/180/186 ESS TMO \(Spanish\) Installation Instructions](#)
- [Control Stop Repair and Maintenance Guide](#)
- [Flush Connections Flanges Repair and Maintenance Guide](#)
- [Tail Piece Repair and Maintenance Guide](#)
- [Optima ESS Repair and Maintenance Guide](#)

Special Features



Less Logo (LL)

Compliances & Certifications

ADA Compliant
BAA Compliant
UL Certified
cUPC Certified
Satisfies LEED Credits
WaterSense Listed
cUPC Green Certified
BREEAM Water Credit
Green Globes Water Credit
LEED V4 Water Efficiency Credit

- [Optima TMO Repair and Maintenance Guide](#)
- [Additional Downloads](#)

VIDEOS

-  [ESS Flushometer](#)
-  [PVD Special Finishes](#)

NOTES

For product line drawings, [view model-specific spec sheets](#).

All information contained within this document subject to change without notice.