


### Item # 63131

## SINGLE THRESHOLD ACRYLIC SHOWER BASE REGULAR PROFILE

### 36" x 48" x 5"

5" = threshold height not including tiling flange.



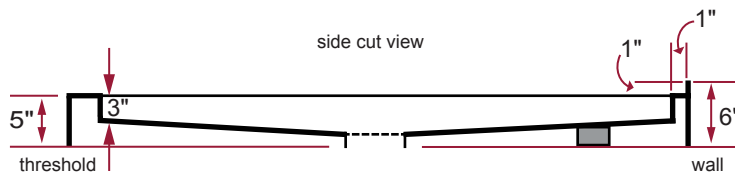
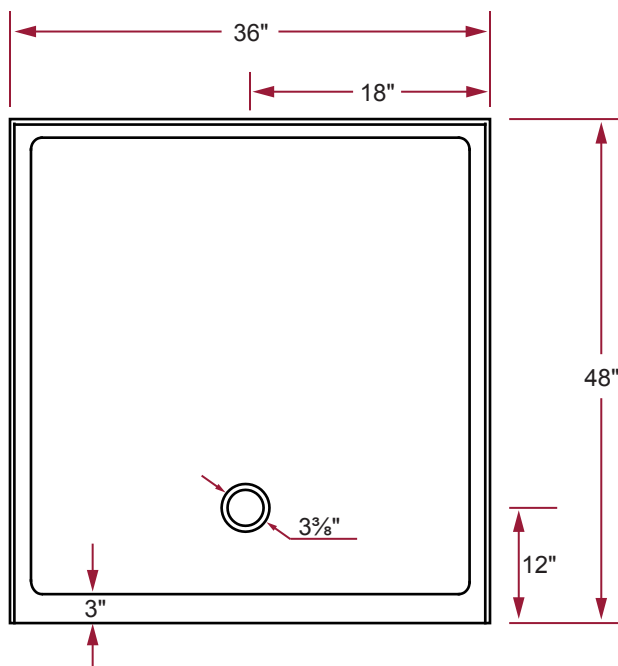
Note: Shower base may not be exactly as pictured.

### PRODUCT SPECIFICATIONS

- High gloss acrylic backed with fibreglass and reinforced with wood.
- Leveling feet included.
- Designed for alcove installations.
- Shower base is trimmed to fit a 36-inch x 48-inch rough opening.
- 1-inch high integral tiling flange.
- Available in white.
- Standard 3 $\frac{3}{8}$ " shower drain opening.
- Shower drains sold separately:
  - Item # 03001 - White
  - Item # 03004 - Chrome
  - Item # 03003 - Brushed Nickel
- 1 year limited manufacturer's warranty included.

### DIMENSIONS

- Diagrams not to scale.
- All measurements  $\pm \frac{1}{4}$ ".



This product complies with CSA Standards

In keeping with our policy of continuing product improvement, Acri-Tec Industries Corp. reserves the right to change product specifications without notice.