

### Item # 63214 (LH) 63215 (RH)

## SINGLE THRESHOLD ACRYLIC SHOWER BASE END DRAIN LOW PROFILE

### 48" x 30" x 3"

3" = threshold height not including tiling flange.

Note: Left-Hand base shown but may not be exactly as pictured.

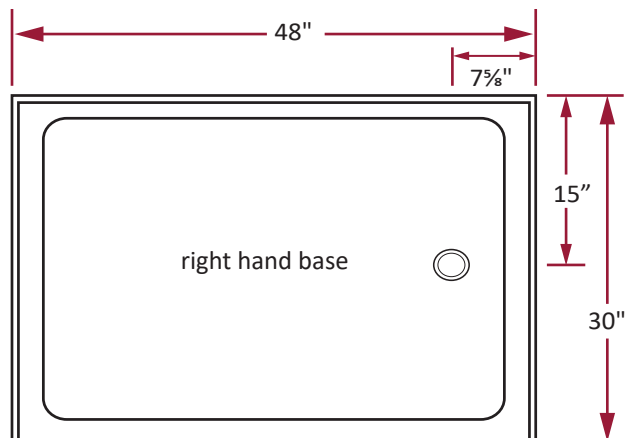
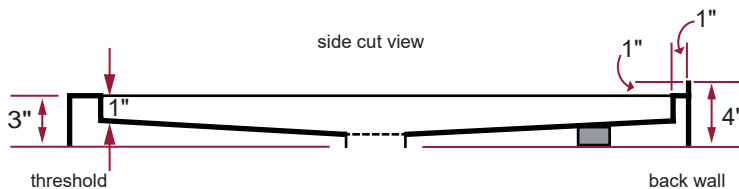
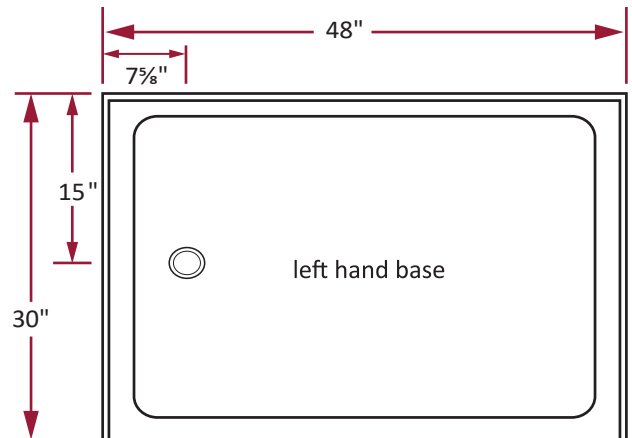


### PRODUCT SPECIFICATIONS

- High gloss acrylic backed with fibreglass and reinforced with wood.
- Leveling feet included.
- Designed for alcove installations.
- Shower base is trimmed to fit a 48-inch x 30-inch rough opening.
- 1-inch high integral tiling flange.
- Available in white.
- Standard 3 $\frac{3}{8}$ " shower drain opening.
- Shower drains sold separately:
  - Item # 03001 - White
  - Item # 03004 - Chrome
  - Item # 03003 - Brushed Nickel
- 1 year limited manufacturer's warranty included.

### DIMENSIONS

- Diagrams not to scale.
- All measurements  $\pm \frac{1}{4}$ ".



This product complies with CSA Standards

In keeping with our policy of continuing product improvement, Acri-Tec Industries Corp. reserves the right to change product specifications without notice.