

MAKE
it
Wonderful


PR Kitchen & Washroom Systems
83 Bangholme Road
Dandenong South
VIC 3175
Australia
Phone +61 3 9700 9100
Fax +61 3 9700 9191
info@prks.com.au
www.franke.com

Printed March 2018



 www.franke.com

 facebook.com/FrankeAUS

 instagram.com/frankeaus

SALES CATALOGUE 2018

WATER SYSTEMS

FRANKE


SALES CATALOGUE AUSTRALIA



MAKE IT WONDERFUL



Franke Water Systems	4
Sanitary accessories EXOS.	14
Sanitary accessories STRATOS	30
Sanitary accessories RODAN	48
General ACCESSORIES	66
HOTEL AND RESIDENTIAL accessories	80



FRANKE SINKS

Turn your kitchen into a wonderful work station with a Franke Food Preparation Centre designed to maximise the space you're working in. Preparation, presentation and cleaning up is easy when you prepare with the right tools.


Whether it be chopping boards, strainer bowls, drainer baskets and more, each piece is designed to be in harmony with your cooking style and needs. Make your kitchen a place of wonder with Franke sinks and accessories.



MAKE IT WONDERFUL

Mobility aids CONTINA

96



Wash places MIRANIT / VARIUS

106



WASHBASINS Stainless Steel

130



WATERMANAGEMENT

136



SANITARYWARE / HEAVY DUTY

144



GENERAL PURPOSE Sinks

156



Terms and Conditions of Sale

162

Type Index

164





COMPLETE SOLUTIONS

Smart hygiene solutions

Franke Water Systems offers a wide range of products for different areas of use. From washbasins, fittings, shower trays and toilets, to urinals and all kinds of fixtures. Planned and produced by experienced Franke experts who incorporate their technical know-how working in collaboration with architects, planners and other partners to turn individual smart hygiene solutions into a reality.

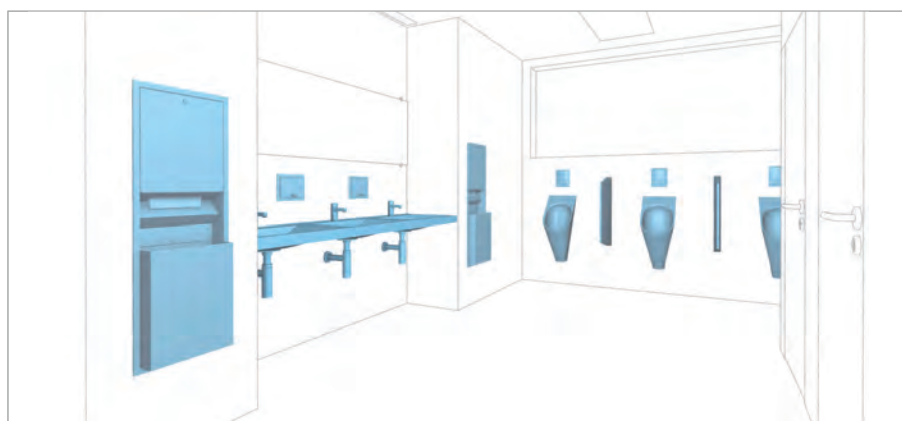
	Fixtures Mobility aids	Washing troughs Washbasins Drinking fountains	Urinals Toilets Shower trays Partitions	Sinks Utility sinks Commercial sinks	Washbasin taps Flush valves Shower valves Installation elements	Water management system	Customised solutions	
Industry Trade	STRATOS RODAN	SATURN ANIMA	CAMPUS	SIRIUS MAXIMA	AQUAFIX FITTINGS	AQUA3000 open	We're hap- py to advise you!	
Office Administration	EXOS. STRATOS RODAN CONTINA	EXOS. ANIMA MIRANIT RONDO	CAMPUS	SIRIUS	AQUAFIX FITTINGS	AQUA3000 open		
Sport Culture Leisure Exhibition	EXOS. STRATOS RODAN CONTINA	EXOS. MIRANIT RONDO	CAMPUS	SIRIUS	AQUAFIX FITTINGS	AQUA3000 open		
Police Military Prison	HEAVY-DUTY	HEAVY-DUTY	HEAVY-DUTY	MAXIMA	AQUAFIX FITTINGS	AQUA3000 open		
Hotel Station Campsite Airport Restaurant	EXOS. STRATOS RODAN HEAVY-DUTY CONTINA	EXOS. MIRANIT ANIMA RONDO HEAVY-DUTY	CAMPUS HEAVY-DUTY	SIRIUS MAXIMA	AQUAFIX FITTINGS	AQUA3000 open		
Education Care Health	EXOS. STRATOS RODAN CONTINA	EXOS. SATURN RONDO MIRANIT	CAMPUS	SIRIUS MAXIMA	AQUAFIX FITTINGS	AQUA3000 open		
Train Ship Aeroplane	EXOS. RODAN HEAVY-DUTY CONTINA	EXOS. ANIMA	CAMPUS HEAVY-DUTY	No application	AQUAFIX FITTINGS	No application		

COMPLETE SOLUTIONS

One system – one partner

6—7

Franke Water Systems provides the option of individually combining ultra-modern fittings technology and timelessly elegant fixture elements made of stainless steel and mineral granite. The resulting solutions redefine how sanitary facilities are designed and how they are operated too.



Lavatory

Paper towel dispenser / waste bin, sensor flush valves, soap dispensers, self-closing taps, three-person recessed washbasin



Toilet cubicles / urinal room

Urinals, urinal partition, urinal flush valves, clothes hooks, toilet roll holders, toilet brush and brush holder, toilet with seat, toilet flush valves, pictogram



Barrier-free room

Paper towel dispenser, waste bin, swing mirror, handrails, single washbasin, sensor fitting, soap dispenser, toilet adapted to the needs of the disabled with seat, fold-up grab bar with flush actuator



STAINLESS STEEL

High-quality material

The use of chromium nickel steel as the material of first choice for fixtures in public and semi-public sanitary facilities has become today's standard for good reason. The material is robust, easy-care and therefore particularly cost-effective. Sanitary fixtures that inhibit vandalism and are easy to clean help operators to keep maintenance and servicing costs to a minimum.

Chromium nickel steel isn't just resistant to moisture and most acids; it also stands out due to its hardness, durability, high tolerance to heat and cold, and its hygienic properties. Dirt and grease can be easily washed from the smooth, pore-free surface. Scratches and nicks on covers soon lose their hard-edged contours and blend into the surface.

"Stainless steels contain at least 10.5% chromium (Cr) and no more than 1.2% carbon (C). They form a self-regenerating surface layer ("passive layer") that gives the material its high level of corrosion resistance, thereby ensuring significantly improved material properties compared to unalloyed steels. Franke uses steels with a higher chromium content and nickel (Ni) as an additional alloy component for its sanitary fixtures. This combination further increases corrosion resistance."

Source: Yasar Renkci, dipl. engineer metallurgy TU, Franke.

SURFACES

at a glance

8 — 9

Material number 1.4307 (AISI 304L) is used in accordance with DIN EN 10088. The formula 18/8 stands for 18% chromium and 8% nickel. This composition gives the material its particular properties.



Stainless steel polished to a high gloss
Surface that meets high quality standards



Stainless steel with a satin finish
Unpolished, robust material finish



InoxPlus surface finish
Makes fingerprints almost invisible

STAINLESS STEEL

Material description

Material	Material no.	DIN design.	AISI	Composition	Properties
Chromium steel	1.4016	X 8 Cr 17	430	17 Cr	<ul style="list-style-type: none">– Corrosion resistance good– Magnetic– Smooth, fine surface is easy to clean– Very hard; good for load-bearing elements
Chromium / nickel V2A	1.4307	X 2 CrNi 18-9	304L	18 Cr / 8 Ni	<ul style="list-style-type: none">– Corrosion resistance very good– 8% to 10% nickel additives increase corrosion resistance– Non-magnetic
Chromium / nickel / molybdenum V4A	1.4435	X 2 CrNi-Mo	316L	18 Cr / 12 Ni / 2 Mo	<ul style="list-style-type: none">– Corrosion resistance very good– 8% to 10% nickel additives increase corrosion resistance– Non-magnetic



STAINLESS STEEL

Cleaning and care

Practical experience has shown that the use of high-quality, contamination-resistant materials contributes towards maintaining heavily used sanitary facilities.

Wash stations and accessories provide a hygienic atmosphere. Thanks to its good cleaning and hygienic properties, chromium nickel steel guarantees clean and safe fixtures in public washrooms.

Brushes with natural or synthetic bristles, textiles made of chemical or natural fibres, microfibre cloths, non-woven plastic textiles, natural leather, sponge cloths, sponges, high-pressure cleaners, steam cleaners, toothpaste, household cleaners, window cleaners and natural cleaning agents such as vinegar water (20% vinegar / 80% water) are well suited to removing heavier stains.

It is not recommended to use steel wool, scouring powder, grinding powder, polishing powder and sandpaper. These products can cause scratches and damage the material.



STAINLESS STEEL

Tried, tested and approved

Franke has 100 years of experience in processing stainless steel. The first metal goods factory was opened in Switzerland in 1911. Ongoing investments in innovations and technological developments enable the company to offer exclusive material properties and customised solutions.

InoxPlus surface finish:

The front surfaces of XINOX and STRATOS products are finished with proven InoxPlus technology. In this process, nanoparticles interlock with the metal surface's molecules and nestle closely against microscopic imperfections. The resulting extremely fine structure makes fingerprints almost invisible. As a result, the sanitary facilities stay clean for longer and cleaning is made a great deal easier.

STAINLESS STEEL

Benefits at a glance

- Stainless: Rust only appears as a result of external influences
- Acid-resistant: Largely resistant to all commonly available acids used in the home
- Hygienic: Outstanding disinfection capabilities against bacteria and viruses
- Easy-care: Easy to clean even when extremely dirty
- Neutral in colour: Timelessly beautiful – with limitless combinations
- Impact-resistant and tear-proof: Resistant to mechanical stress
- Heat and fire-proof: Cigarettes or hot objects do not cause burn marks
- Easy to repair: In the event of damage
- Can be completely recycled: New stainless steel is made from at least 65% recycled stainless steel

CLEANING AND CARING

for stainless steel



The following cleaning agents can be purchased through Franke. Ask your specialized dealer:

Type/version	Item number
Twister: 125 ml tin, incl. sponge, ideal for stainless steel, non-irritant	2000090040
Multiclean: cleansing liquid, 500 ml, non-irritant	2000057679
INOX cream: 250 g tube, non-irritant	2000057675



Recertified in 2012, having held the prestigious accreditation since 2008, ISO9001 is a rigorous set of standards recognised globally. It provides our customers with the peace of mind that Franke has demonstrated the highest quality control of activities to ensure that the needs and expectations of our customers are met.



Most of our products are CE marked which demonstrates that they are suitable to be sold in the European union as they conform with the essential requirements of the applicable EC directives.



Franke manufacture, distribute, commission and service a comprehensive range of water efficient washroom products including low flush, ultra low flush and waterless WCs and urinals. These help to significantly reduce the amount of water used in washrooms and can assist specifiers in achieving BREEAM points for specific projects.



The Enhanced Capital Allowance (ECA) scheme enables businesses to claim up to 100% first year capital allowances on investments in technologies and products that encourage sustainable water use. The Water Technology List (WTL) provides details of products that qualify for this. Look for the logo on applicable products.




Estidama, as established thru Abu Dhabi's Plan 2030, symbolizes a clear vision driven by the tenets of contemporary and sustainable living in the Middle East. It aims to assure that sustainability is continually addressed through four pre-defined angles: environmental, economic, social and cultural.

BS EN 997 - This British standard outlines the requirements for WCs from the perspective of construction and performance, emphasising functional criteria. All the WC's are manufactured at our subsidiary Franke Sissons in United Kingdom and have met the performance criteria for 4, 5 and 6 litre flushing.

Paper + soap recommendation

Type/version	Item number
SO1L liquid soap, 1 litre bottle (minimum order quantity: 6 bottles)	2000057162
SO10L Liquid Soap, 10 litre can	2000057168
EXINX616 FOAM Cartridge with 650 ml foam soap for XINX616, STRX616, RODX616	2000100946
HBD191B Hygiene bag suitable for HBD191/RODX191	2000100016
HB140 Paper hygiene bags suitable for HBD190, STRX615 and XINX615 hygiene bag dispensers	2000100017
FH68 Folded paper towels	2000100015



Wall mounting

EXOS. accessories by Franke – functionality and performance. Interchangeable fronts made of high quality materials, such as stainless steel and glass, are beautifully designed and can be incorporated individually in any architectural setting. Clear-cut lines. Sophisticated shapes. The timeless design makes for harmonious proportions.

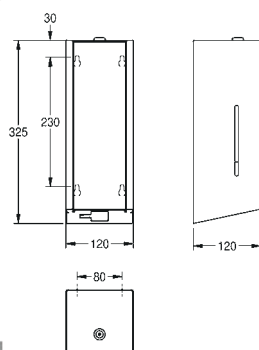
EXOS. accessories by Franke.
Features and design in harmony.

Features of the range:

- Clear-cut design, modular systems and high quality materials.
- By the use of interchangeable fronts in different sorts of materials, such as stainless steel and glass, different room ambiances can be created.
- InoxPlus surface refinement to reduce fingerprints
- Easy to clean
- Aesthetics and function
- S/S Material thickness 1.2mm
- Safety lock with Franke standard key
- Installation accessories included
- Exceptional flexibility can also be found in the soap dispenser product group.
Here the inner operation can be easily changed from electronic to manual, from liquid soap to foam soap. This is possible at any time, even retrospectively.

EXOS. ACCESSORIES

Wall mounting

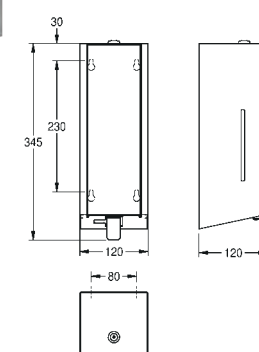


EXOS. ELECTRONIC SOAP DISPENSER

EXOS625X, Touch free soap dispenser for wall mounting, stainless steel with satin finish, front and casing with InoxPlus surface refinement for the reduction of finger marks and better cleaning characteristics (easy to clean), material thickness 1.2 mm, inspection window on side, infrared sensor activity for non-touch operation, LED display shows battery status, requires 4 pieces 1.5V AA batteries, suitable for liquid soap and lotions, includes 800 ml refill tank, dispenses 0.6 - 1.1 ml depending on soap, includes mounting materials.

Dimensions 120 x 326 x 120 mm (W x H x D)

EXOS625X	2030022942
Front with black safety glass panel	
EXOS625B	2030022943
Front with white safety glass panel	
EXOS625W	2030025231

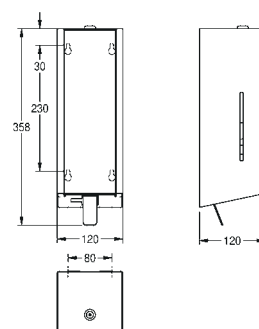


EXOS. SOAP DISPENSER

Soap dispenser for wall mounting, stainless steel with satin finish, front and casing with InoxPlus surface refinement for the reduction of finger marks and better cleaning characteristics (easy to clean), material thickness 1.2 mm, inspection window on side, suitable for liquid soap and lotions, 800 ml refill tank, with stainless steel push lever, easy to refill with soap tank on front panel, includes mounting materials.

Dimensions 120 x 326 x 120 mm (W x H x D)

EXOS618X	2030022939
Front with black safety glass panel	
EXOS618B	2030022940
Front with white safety glass panel	
EXOS618W	2030025230

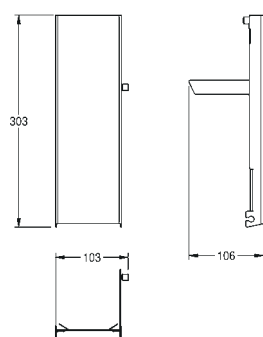


EXOS. FOAM SOAP DISPENSER

Foam soap dispenser for wall mounting, stainless steel with satin finish, front and casing with InoxPlus surface refinement for the reduction of finger marks and better cleaning characteristics (easy to clean), material thickness 1.2 mm, inspection window on side, with stainless steel pull lever, suitable for Franke foam soap, includes mounting materials and 650 ml Franke foam soap.

Dimensions 120 x 326 x 120 mm (W x H x D)

EXOS616X	2030022945
Front with black safety glass panel	
EXOS616B	2030022946
Front with white safety glass panel	
EXOS616W	2030025232



EXOS. FRONT CHROMIUM NICKEL STEEL

Stainless Steel front with InoxPlus surface refinement, suitable for EXOS616 / EXOS618 / EXOS625 soap dispensers, includes mounting materials.

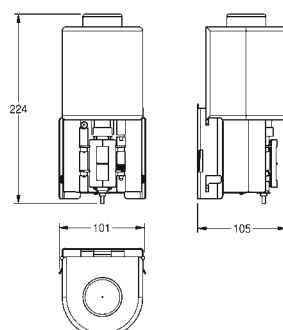
ZEXOS616 2030022947

Front with black safety glass panel

ZEXOS616B 2030022948

Front with white safety glass panel

ZEXOS616W 2030025238



EXOS. CONVERSION KIT FOR ELECTRONIC SOAP DISPENSER

Conversion kit for touch free soap dispenser, including automatic unit, refill tank, assembly plate and mounting material. For liquid soap dispenser EXOS618 and foam soap dispenser EXOS616.

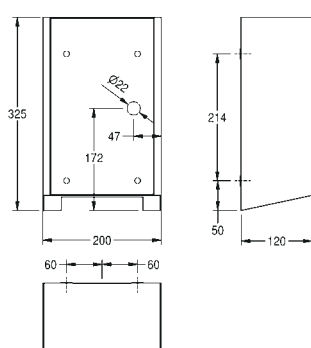
ZEXOS625K 2030022954

Conversion kit for liquid soap dispenser EXOS625 and EXOS616

ZEXOS618K 2030022956

Conversion kit for foam soap dispenser EXOS625 and EXOS618

ZEXOS616K 2030022955



EXOS. ELECTRONIC HAND DRYER

Hand dryer for wall mounting, stainless steel with satin-finish and InoxPlus surface refinement for the reduction of finger marks and better cleaning characteristics (easy to clean), material thickness 1.2 mm, with contactless opto-electronic sensor for touch-free operation, adjustable hot air temperature, sensor range adjustable from 10 to 25 cm, protection from continuous operation with automatic switch-off after 60 seconds, air speed adjustable, cable and plug not included.

Connection voltage 230 V, 50-60 Hz

Total power 1000 W

Heater 500 W

Motor 500 W

Air volume 80 m³/h

Air velocity 95-115 m/s

Dimensions 200 x 325 x 120 mm (W x H x D)

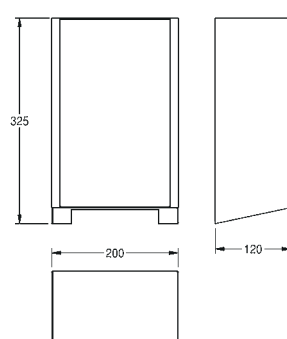
EXOS220X 2030027981

Front with black safety glass panel

EXOS220B 2030034622

Front with white safety glass panel

EXOS220W 2030034660



EXOS. FRONT COVER, CHROMIUM NICKEL STEEL

Stainless Steel front with InoxPlus surface refinement, suitable for EXOS220 hand dryer, includes mounting materials.

ZEXOS220 2030035358

Front with black safety glass panel

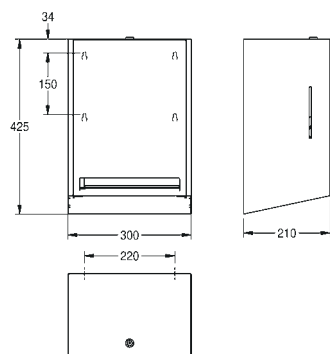
ZEXOS220B 2030035359

Front with white safety glass panel

ZEXOS220W 2030035360

EXOS. ACCESSORIES

Wall mounting

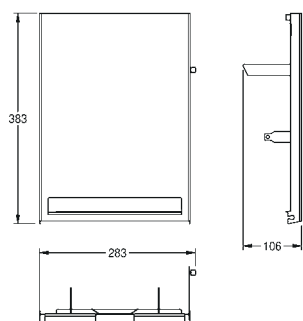


EXOS. PAPER TOWEL DISPENSER

Manual paper towel dispenser for wall mounting, stainless steel with satin finish, front and casing with InoxPlus surface refinement for the reduction of finger marks and better cleaning characteristics (easy to clean), material thickness 1.2 mm, maximum roll width 205 mm, maximum roll diameter 200 mm, paper perforation length 260 mm, adjustable paper roll holder for optimised paper dispensing, includes mounting materials.

Dimensions 300 x 425 x 210 mm (W x H x D)

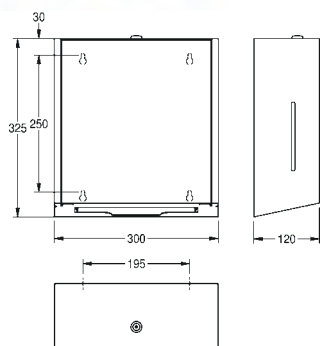
EXOS637X	2030022950
Front with black safety glass panel	
EXOS637B	2030022951
Front with white safety glass panel	
EXOS637W	2030025233



EXOS. FRONT CHROMIUM NICKEL STEEL

Stainless Steel front with InoxPlus surface refinement, suitable for EXOS637 paper towel dispenser, includes mounting materials.

ZEXOS637	2030022952
Front with black safety glass panel	
ZEXOS637B	2030022953
Front with white safety glass panel	
ZEXOS637W	2030025239

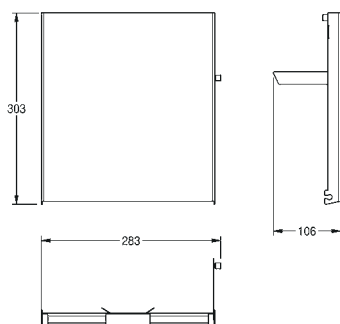


EXOS. PAPER TOWEL DISPENSER

Paper towel dispenser for wall mounting, stainless steel with satin finish, front and casing with InoxPlus surface refinement for the reduction of finger marks and better cleaning characteristics (easy to clean), material thickness 1.2 mm, inspection window on side, capacity 300 - 400 pieces of Z-folded paper, includes mounting materials.

Dimensions 300 x 325 x 120 mm (W x H x D)

EXOS600X	2030022933
Front with black safety glass panel	
EXOS600B	2030022934
Front with white safety glass panel	
EXOS600W	2030025229



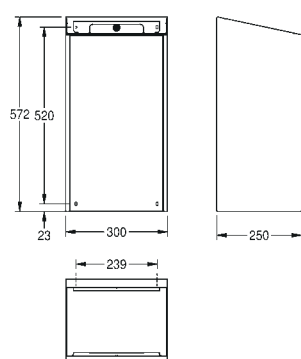
EXOS. FRONT CHROMIUM NICKEL STEEL

Stainless Steel front with InoxPlus surface refinement, suitable for EXOS600 paper towel dispenser, includes mounting materials.

ZEXOS600	2030022936
Front with black safety glass panel	
ZEXOS600B	2030022937
Front with white safety glass panel	
ZEXOS600W	2030025236

EXOS. ACCESSORIES

Wall mounting



EXOS. WASTE BIN

Waste bin for wall mounting, stainless steel with satin finish, front and casing with InoxPlus surface refinement for the reduction of finger marks and better cleaning characteristics (easy to clean), material thickness 1.2 mm, capacity approximate 30 litres, integrated bag holder, includes mounting bracket and mounting materials.

Dimensions 300 x 573 x 250 mm (W x H x D)

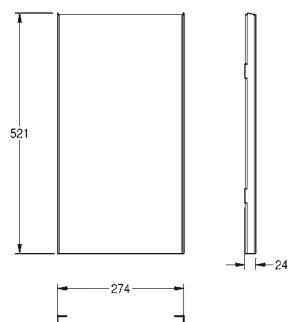
EXOS605X 2030022928

Front with black safety glass panel

EXOS605B 2030022929

Front with white safety glass panel

EXOS605W 2030025228



EXOS. FRONT CHROMIUM NICKEL STEEL

Stainless Steel front with InoxPlus surface refinement, suitable for waste bin EXOS605, EXOS605E and combination unit EXO602E, includes mounting materials.

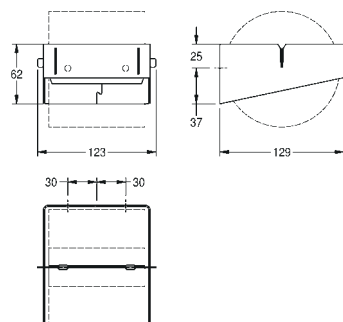
ZEXOS605 2030022930

Front with black safety glass panel

ZEXOS605B 2030022931

Front with white safety glass panel

ZEXOS605W 2030025234

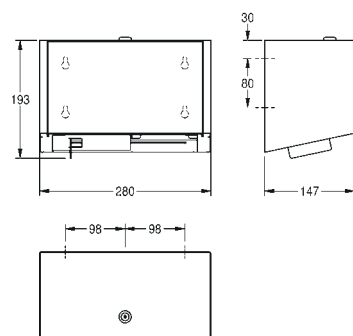


EXOS. TOILET ROLL HOLDER

Toilet roll holder for wall mounting, stainless steel with satin finish and InoxPlus surface refinement, material thickness 1.5 mm, for rolls with a maximum diameter of 120 mm, stainless steel spindle with integrated roll stop function, includes mounting materials.

Dimensions 123 x 62 x 129 mm (W x H x D)

EXOS675X 2030031170

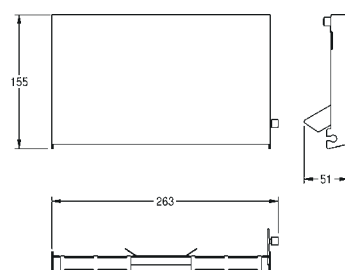


EXOS. DOUBLE TOILET ROLL HOLDER

Double toilet roll holder with spindle system for wall mounting, stainless steel with satin finish and InoxPlus surface refinement for the reduction of finger marks and better cleaning characteristics (easy to clean), material thickness 1.2 mm, closed casing, for two rolls with a maximum diameter of 120 mm, when the first roll is used up, the hidden spare roll is released by sliding the bottom cover on the opposite side, includes mounting materials.

Dimensions 280 x 193 x 147 mm (W x H x D)

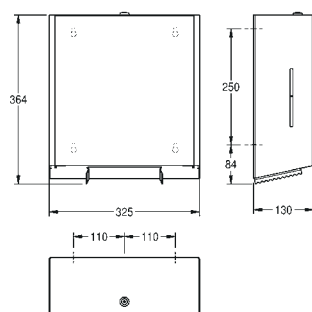
EXOS676X	2030033180
Front with black safety glass panel	
EXOS676B	2030034645
Front with white safety glass panel	
EXOS676W	2030034670



EXOS. FRONT CHROMIUM NICKEL STEEL

Stainless Steel front with InoxPlus surface refinement, suitable for EXOS676 wc roll holder, includes mounting materials.

ZEXOS676	2030034655
Front with black safety glass panel	
ZEXOS676B	2030034656
Front with white safety glass panel	
ZEXOS676W	2030034711



EXOS. JUMBO TOILET ROLL HOLDER

Jumbo toilet roll holder for wall mounting, chromium nickel steel, with satin-finish and InoxPlus surface refinement for the reduction of finger marks making it easier to clean. Material thickness 1.2 mm, closed casing with inspection windows on the side, paper dispensed over two serrated tear-off edges, cylinder lock with Franke standard key, for one jumbo roll with a maximum diameter of 280 mm and a tube measuring 40 mm, includes mounting materials.

Dimensions 325 x 364 x 130 mm (W x H x D)

EXOS670X	2030028245
Optional accessories	
Conversion kit for toilet roll holder to incorporate four toilet rolls; consisting of carousel, roll stopper, mounting material	
ZEXOS670K	2030035972

EXOS. ACCESSORIES

Wall mounting

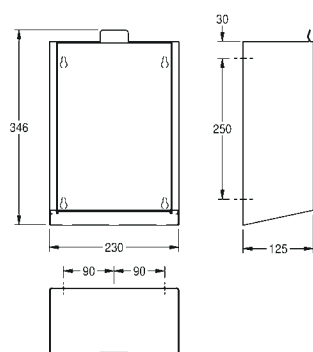


EXOS. HYGIENE WASTE BIN

Hygiene waste bin for wall mounting, stainless steel with satin finish and Inox-Plus surface refinement for the reduction of finger marks and better cleaning characteristics (easy to clean), material thickness 1.2 mm, capacity approx. 3.7 litres, hinged self-closing front, integrated plastic container for waste removal, includes mounting materials.

Dimensions 230 x 346 x 125 mm (W x H x D)

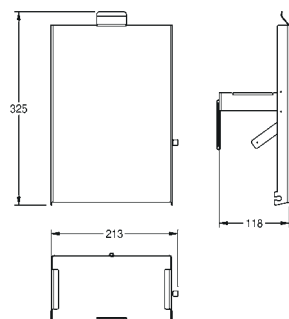
EXOS611X	2030028001
Front with black safety glass panel	
EXOS611B	2030030108
Front with white safety glass panel	
EXOS611W	2030030111



EXOS. FRONT CHROMIUM NICKEL STEEL

Stainless Steel front with InoxPlus surface refinement, suitable for EXOS611 and EXOS611E hygiene bin, includes mounting materials.

ZEXOS611	2030034649
Front with black safety glass panel	
ZEXOS611B	2030034650
Front with white safety glass panel	
ZEXOS611W	2030034707

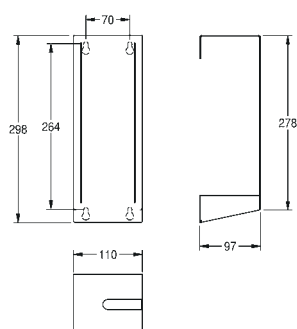


EXOS. TOILET BRUSH HOLDER

Toilet brush holder for wall mounting, stainless steel with satin finish and Inox-Plus surface refinement, material thickness 1.5 mm, closed casing to the front, brush withdrawal at the right, brush with stainless steel handle and black nylon brush head, removable plastic drip tray, includes mounting materials.

Dimensions 110 x 298 x 97 mm (W x H x D)

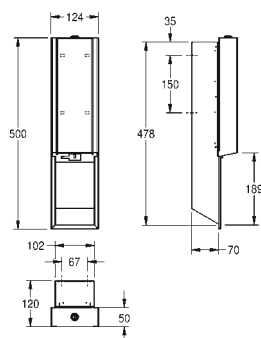
EXOS687X	2030027995
-----------------	------------





EXOS. ACCESSORIES

Recessed mounting

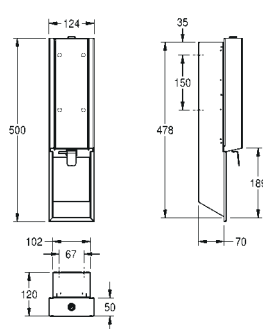


EXOS. ELECTRONIC SOAP DISPENSER

Touch free soap dispenser for recessed mounting, stainless steel with satin finish, front and casing with InoxPlus surface refinement for the reduction of finger marks and better cleaning characteristics (easy to clean), material thickness 1.2 mm, infrared sensor activity for non-touch operation, LED display shows battery status, requires 4 pieces 1.5V AA batteries, suitable for liquid soap and lotions, includes 800 ml refill tank, dispenses 0.6 - 1.1 ml depending on soap, includes mounting materials.

Dimensions 124 x 500 x 120 mm (W x H x D)

EXOS625EX	2030034639
Front with black safety glass panel	
EXOS625EB	2030034641
Front with white safety glass panel	
EXOS625EW	2030034668

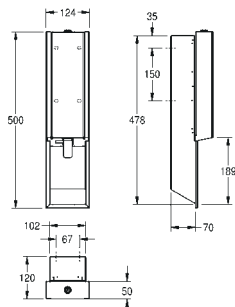


EXOS. SOAP DISPENSER

Soap dispenser for recessed mounting, stainless steel with satin finish, front and casing with InoxPlus surface refinement for the reduction of finger marks and better cleaning characteristics (easy to clean), material thickness 1.2 mm, suitable for liquid soap and lotions, 800 ml refill tank, with stainless steel push lever, easy to refill with soap tank on front panel, includes mounting materials.

Dimensions 124 x 500 x 120 mm (W x H x D)

EXOS618EX	2030034637
Front with black safety glass panel	
EXOS618EB	2030034638
Front with white safety glass panel	
EXOS618EW	2030034667

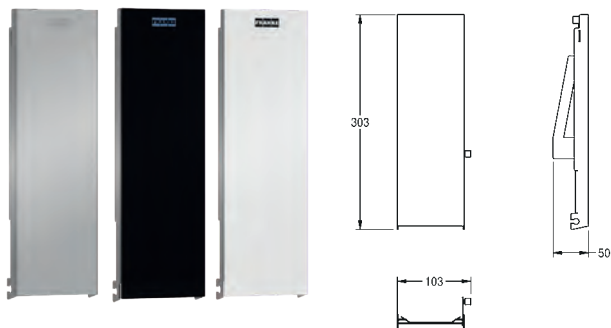


EXOS. FOAM SOAP DISPENSER

Foam soap dispenser for recessed mounting, stainless steel with satin finish, front and casing with InoxPlus surface refinement for the reduction of finger marks and better cleaning characteristics (easy to clean), material thickness 1.2 mm, with stainless steel pull lever, suitable for Franke foam soap, includes mounting materials and 650 ml Franke foam soap.

Dimensions 124 x 500 x 120 mm (W x H x D)

EXOS616EX	2030034634
Front with black safety glass panel	
EXOS616EB	2030034636
Front with white safety glass panel	
EXOS616EW	2030034666



EXOS. FRONT CHROMIUM NICKEL STEEL

Stainless Steel front with InoxPlus surface refinement, suitable for EXOS616E / EXOS618E / EXOS625E soap dispensers-recessed, includes mounting materials.

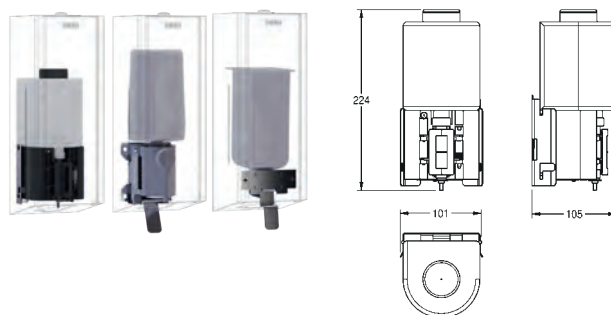
ZEXOS616E S/S 2030034653

Front with black safety glass panel

ZEXOS616EB 2030034654

Front with white safety glass panel

ZEXOS616EW 2030034710



EXOS. CONVERSION KIT FOR ELECTRONIC SOAP DISPENSER

Conversion kit for touch free soap dispenser, including automatic unit, refill tank, assembly plate and mounting material. For liquid soap dispenser EXOS618 and foam soap dispenser EXOS616.

ZEXOS625K 2030022954

Conversion kit for liquid soap dispenser EXOS625 and EXOS616

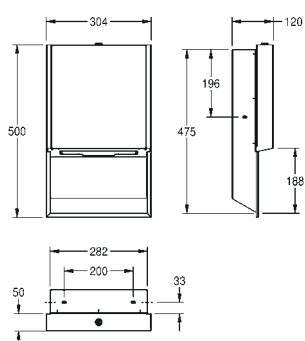
ZEXOS618K 2030022956

Conversion kit for foam soap dispenser EXOS625 and EXOS618

ZEXOS616K 2030022955

EXOS. ACCESSORIES

Recessed mounting



EXOS. PAPER TOWEL DISPENSER

Paper towel dispenser for recessed mounting, stainless steel with satin finish, front and casing with InoxPlus surface refinement for the reduction of finger marks and better cleaning characteristics (easy to clean), material thickness 1.2 mm, capacity 300 - 400 pieces of Z-folded paper, includes mounting materials.

Dimensions 304 x 500 x 120 mm (W x H x D)

EXOS600EX 2030034624

Front with black safety glass panel

EXOS600EB 2030034625

Front with white safety glass panel

EXOS600EW 2030034662



EXOS. FRONT CHROMIUM NICKEL STEEL

Stainless Steel front with InoxPlus surface refinement, suitable for EXOS600E paper towel dispenser-recessed, includes mounting materials.

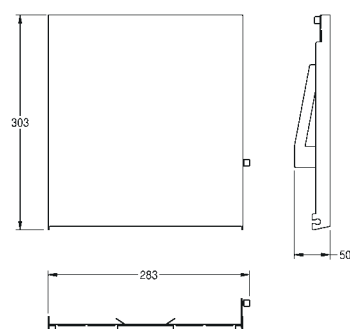
ZEXOS600E S/S 2030034647

Front with black safety glass panel

ZEXOS600EB 2030034648

Front with white safety glass panel

ZEXOS600EW 2030034672



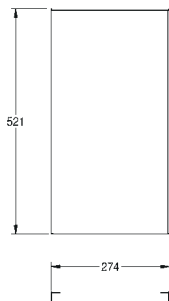
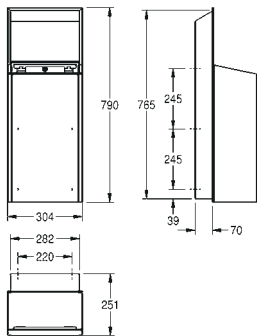


EXOS. WASTE BIN

Waste bin for recessed mounting, stainless steel with satin finish, front and casing with InoxPlus surface refinement for the reduction of finger marks and better cleaning characteristics (easy to clean), material thickness 1.2 mm, capacity approximate 30 litres, integrated bag holder, includes mounting materials.

Dimensions 304 x 790 x 251 mm (W x H x D)

EXOS605EX	2030034628
Front with black safety glass panel	
EXOS605EB	2030034629
Front with white safety glass panel	
EXOS605EW	2030034664



EXOS. FRONT CHROMIUM NICKEL STEEL

Stainless Steel front with InoxPlus surface refinement, suitable for waste bin EXOS605, EXOS605E and combination unit EXO602E, includes mounting materials.

ZEXOS605	2030022930
Front with black safety glass panel	
ZEXOS605B	2030022931
Front with white safety glass panel	
ZEXOS605W	2030025234

EXOS. ACCESSORIES

Recessed mounting

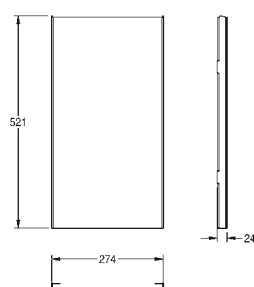
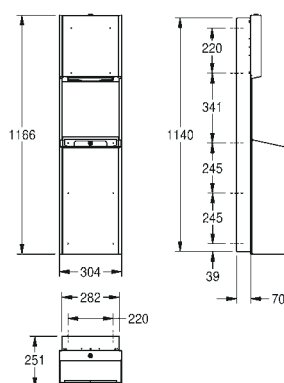


EXOS. PAPER TOWEL DISPENSER AND WASTE BIN COMBINATION

Paper towel dispenser and waste bin combination for recessed mounting, stainless steel with satin finished, front with InoxPlus surface refinement for the reduction of finger marks and better cleaning characteristics (easy to clean), material thickness 1.2 mm, capacity paper towel dispenser 300 - 400 pieces of Z-folded paper depending on convolution, waste bin with approx. 30 liter capacity, integrated bag holder, includes mounting bracket and mounting materials.

Dimensions 304 x 1166 x 251 mm (W x H x D)

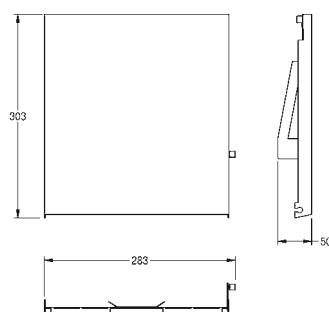
EXOS602EX	2030034626
Front with black safety glass panel	
EXOS602EB	2030034627
Front with white safety glass panel	
EXOS602EW	2030034663



EXOS. FRONT CHROMIUM NICKEL STEEL

Stainless Steel front with InoxPlus surface refinement, suitable for waste bin EXOS605, EXOS605E and combination unit EXO602E, includes mounting materials.

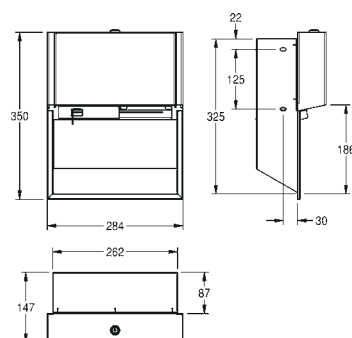
ZEXOS605	2030022930
Front with black safety glass panel	
ZEXOS605B	2030022931
Front with white safety glass panel	
ZEXOS605W	2030025234



EXOS. FRONT CHROMIUM NICKEL STEEL

Stainless Steel front with InoxPlus surface refinement, suitable for EXOS600E paper towel dispenser-recessed, includes mounting materials.

ZEXOS600E S/S	2030034647
Front with black safety glass panel	
ZEXOS600EB	2030034648
Front with white safety glass panel	
ZEXOS600EW	2030034672

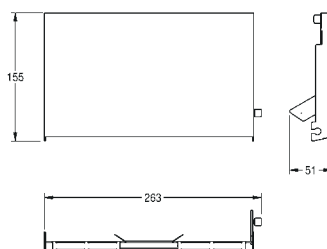


EXOS. DOUBLE TOILET ROLL HOLDER

Double toilet roll holder with spindle system for recessed mounting, stainless steel with satin finish and InoxPlus surface refinement for the reduction of finger marks and better cleaning characteristics (easy to clean), material thickness 1.2 mm, closed casing, for two rolls with a maximum diameter of 120 mm, when the first roll is used up, the hidden spare roll is released by sliding the bottom cover on the opposite side, includes mounting materials.

Dimensions 284 x 350 x 147 mm (W x H x D)

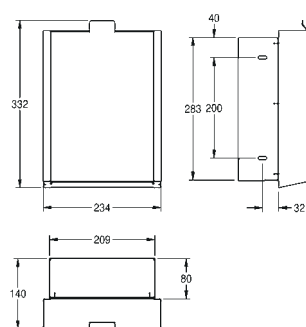
EXOS676EX	2030034642
Front with black safety glass panel	
EXOS676EB	2030034644
Front with white safety glass panel	
EXOS676EW	2030034669



EXOS. FRONT CHROMIUM NICKEL STEEL

Stainless Steel front with InoxPlus surface refinement, suitable for EXOS676E wc roll holder-recessed, includes mounting materials.

ZEXOS676E S/S	2030034657
Front with white safety glass panel	
ZEXOS676EW	2030034712
Front with black safety glass panel	
ZEXOS676EB	2030034658

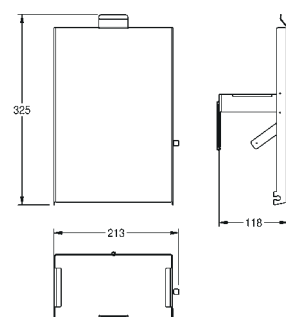


EXOS. HYGIENE WASTE BIN

Hygiene waste bin for recessed mounting, stainless steel with satin finish and InoxPlus surface refinement for the reduction of finger marks and better cleaning characteristics (easy to clean), material thickness 1.2 mm, capacity approx. 3.7 litres, hinged self-closing front, integrated plastic container for waste removal, includes mounting materials.

Dimensions 234 x 332 x 125 mm (W x H x D)

EXOS611EX	2030034630
Front with black safety glass panel	
EXOS611EB	2030034631
Front with white safety glass panel	
EXOS611EW	2030034665



EXOS. FRONT CHROMIUM NICKEL STEEL

Stainless Steel front with InoxPlus surface refinement, suitable for EXOS611 and EXOS611E hygiene bin, includes mounting materials.

ZEXOS611	2030034649
Front with black safety glass panel	
ZEXOS611B	2030034650
Front with white safety glass panel	
ZEXOS611W	2030034707



Wall mounting

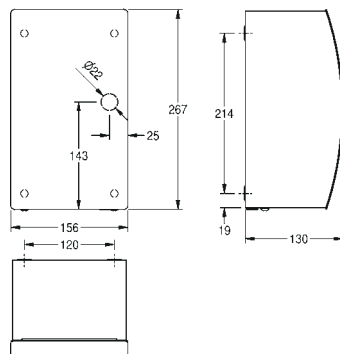
The unique, arched front cover of the STRATOS products is being refined with the proven InoxPlus technology. In this process, nanoparticles interlock with the molecules of the metal surface and nestle closely against microscopic imperfections. The resulting tight structure makes fingerprints almost invisible. The washroom thus stays clean longer, and cleaning is significantly easier.

Features of the range:

- Lively design
- Material thickness 1.2 mm/1.5 mm
- Surface brushed to a satin finish
- Front with InoxPlus surface refinement to reduce fingerprints
- Wall-mounted and flush-mounted models
- Safety lock with Franke standard key
- Embossed profile
- Special sizes
- Installation accessories included

STRATOS ACCESSORIES

Wall mounting



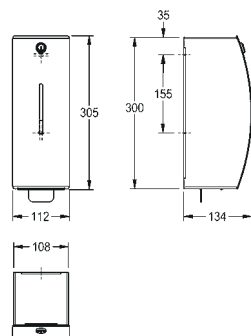
STRATOS ELECTRONIC HAND DRYER

Touch free electronic warm air hand dryer for wall mounting, stainless steel, surface satin finished, front with InoxPlus surface refinement for the reduction of finger marks and better cleaning characteristics (easy to clean), material thickness 1.5mm, curved front cover, infra-red sensor activity for non-touch operation, adjustable warm air temperature, sensor range adjustable from 10 to 25 cm, automatic power shut-off after 60 seconds, adjustable air velocity allows to shorten the drying time considerably, cable and plug not included.

Connection voltage 230-240 V, 50-60 Hz
 Total power 1000 W
 Heater 500 W
 Motor 500 W
 Air volume 80 m³/h
 Air velocity 95-115 m/s
 Dimensions 156 x 267 x 130 mm (W x H x D)

STRX220

2030027296



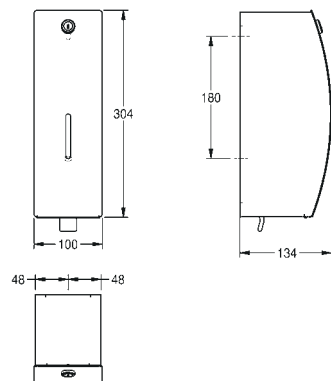
STRATOS FOAM SOAP DISPENSER

Foam soap dispenser for wall mounting, stainless steel, surface satin finished, front with InoxPlus surface refinement for the reduction of finger marks and better cleaning characteristics (easy to clean), material thickness 1.5 mm, curved front cover, cylinder lock with Franke standard key, inspection window on front, suitable for Franke foam soap, one bottle 650 ml foam soap included in first delivery, stainless steel pull lever, inclusive stainless steel screws and dowels.

Dimensions 112 x 305 x 134 mm (W x H x D)

STRX616

2000100001



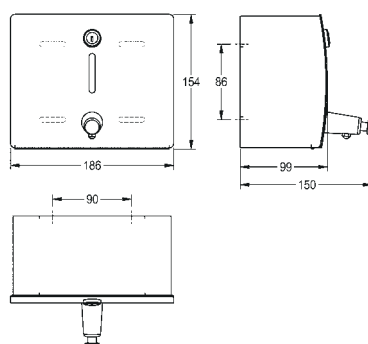
STRATOS SOAP DISPENSER

Soap dispenser for wall mounting, stainless steel, surface satin finished, front with InoxPlus surface refinement for the reduction of finger marks and better cleaning characteristics (easy to clean), material thickness 1.5 mm, curved front cover, cylinder lock with Franke standard key, inspection window on front, suitable for liquid soaps and lotions, 0.8 liter soap tank, with plastic pull lever, inclusive stainless steel screws and dowels.

Dimensions 100 x 304 x 134 mm (W x H x D)

STRX618

2000057379



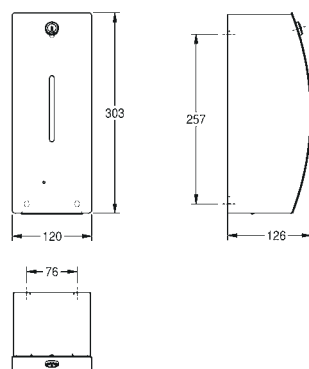
STRATOS SOAP DISPENSER

Soap dispenser for wall mounting, stainless steel, surface satin finished, front with InoxPlus surface refinement for the reduction of finger marks and better cleaning characteristics (easy to clean), material thickness 1.5 mm, curved front cover, cylinder lock with Franke standard key, inspection window on front, suitable for liquid soaps and lotions, 1 liter soap tank, push button on front, inclusive stainless steel screws and dowels.

Dimensions 186 x 154 x 92 mm (W x H x D)

STRX619

2000057382



STRATOS ELECTRONIC SOAP DISPENSER

Touch free soap dispenser for wall mounting, stainless steel, surface satin finished, front with InoxPlus surface refinement for the reduction of finger marks and better cleaning characteristics (easy to clean), material thickness 1.5 mm, curved front cover, cylinder lock with Franke standard key, inspection window on front, infrared sensor activity for non-touch operation, red light shows battery status, incl. 6 pcs. 1.5 V Alkaline AA batteries, suitable for liquid soaps and lotions, 0.8 liter soap tank, depending on soap between 0.6 and 1.1 ml is dispensed, mounting height 300 mm above wash basin or table top, inclusive stainless steel screws and dowels.

Dimensions 120 x 303 x 126 mm (W x H x D)

STRX625

2000057388

Optional accessories

Hose with outlet valve for disinfectant

EACCS057

2000103334

STRATOS ACCESSORIES

Wall mounting



STRATOS PAPER TOWEL/SOAP DISPENSER COMBINATION

Paper towel-, soap dispenser combination for wall mounting, stainless steel, surface satin finished, front with InoxPlus surface refinement for the reduction of finger marks and better cleaning characteristics (easy to clean), material thickness 1.5 mm, curved front cover, cylinder lock with Franke standard key, inspection windows on front, paper towel dispenser with loading capacity 300 - 400 pcs. of paper depending on convolution, suitable for liquid soaps and lotions, 0.8 liter soap tank, push lever, inclusive stainless steel screws and dowels.

Dimensions 396 x 304 x 134 mm (W x H x D)

STRX601

2000057209

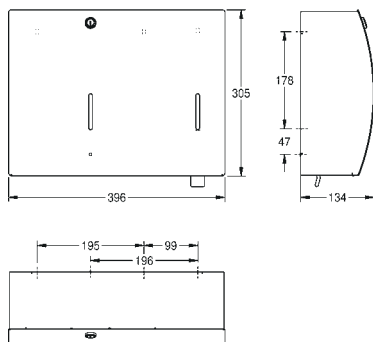


TABLE-TOP SOAP DISPENSER

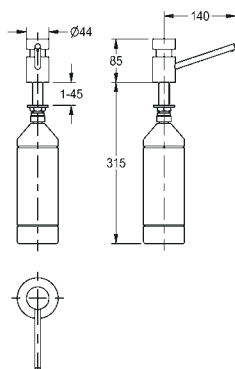
Soap dispenser for table top mounting into worktops with max. 45 mm thickness, high polished chromated brass, requires 22 mm drilling hole, 1/2" thread, spout not movable, spout length 140 mm, suitable for liquid soaps and lotions, 1 liter soap tank with membrane for pressure balance, filled from above.

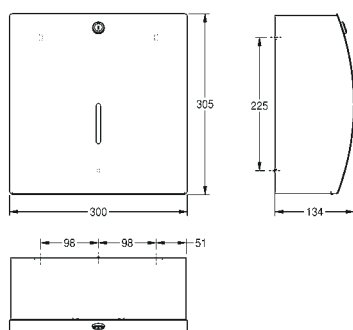
With standard body length (85 mm)

Dimensions 44 x 400 x 162 mm (W x H x D)

SD80

2000056721





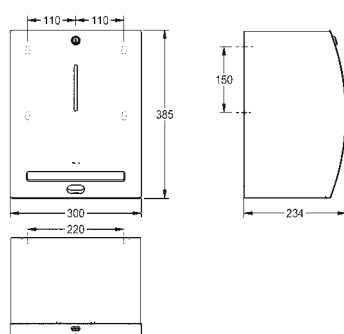
STRATOS PAPER TOWEL DISPENSER

Paper towel dispenser for wall mounting, stainless steel, surface satin finished, front with InoxPlus surface refinement for the reduction of finger marks and better cleaning characteristics (easy to clean), material thickness 1.5 mm, curved front cover, cylinder lock with Franke standard key, inspection window on front, loading capacity 300 - 400 pcs. of paper depending on convolution, inclusive. stainless steel screws and dowels.

Dimensions 300 x 305 x 134 mm (W x H x D)

STRX600

2000057205



STRATOS ELECTRONIC PAPER TOWEL DISPENSER

Touch free paper towel dispenser for wall mounting, stainless steel, surface satin finished, front with InoxPlus surface refinement for the reduction of finger marks and better cleaning characteristics (easy to clean), material thickness 1.5 mm, curved front cover, cylinder lock with Franke standard key, infrared sensor activity for non-touch operation, integrated tear-off edge, incl. 4 pcs. standard D 1.5 V batteries, maintenance free mechanic and easy paper roll change mechanism, for rolls with max. width 205 mm and max. diameter 200 mm, paper length adjustable to 200, 250 and 300 mm, inclusive stainless steel screws and dowels.

Dimensions 300 x 383 x 234 mm (W x H x D)

STRX630

2000057390

STRATOS ACCESSORIES

Wall mounting



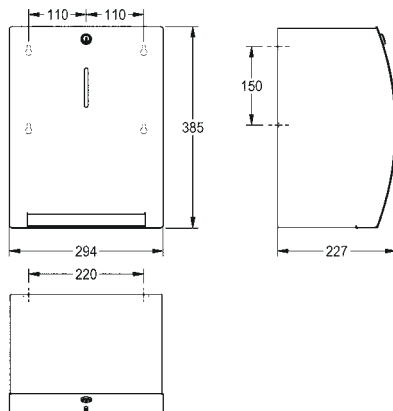
STRATOS PAPER TOWEL DISPENSER

Manual paper towel dispenser for wall mounting, stainless steel, surface satin finished, front with InoxPlus surface refinement for the reduction of finger marks and better cleaning characteristics (easy to clean), material thickness 1.5 mm, curved front with inspection window, cylinder lock with Franke standard key, capacity 1 paper roll, paper comes automatically out to pull with hand, maintenance free mechanic, electrical connection or batteries are not required, easypaper roll change mechanism, for rolls with max. width 205 mm and max. diameter 200 mm, paper length is not adjustable – one length 260 mm, inclusive stainless steel screws and dowels.

Dimensions 294 x 385 x 227 mm (W x H x D)

STRX637

2000110533



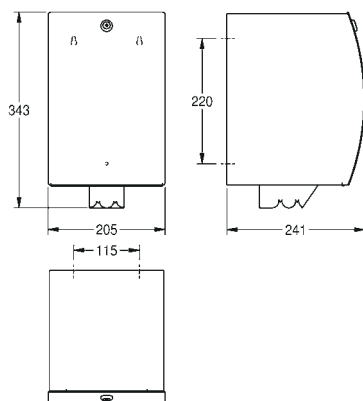
STRATOS PAPER TOWEL DISPENSER

Centerfeed paper roll box for wall mounting, stainless steel, surface satin finished, front with InoxPlus surface refinement for the reduction of finger marks and better cleaning characteristics (easy to clean), material thickness 1.5 mm, curved front cover, cylinder lock with Franke standard key, for paper rolls with max. Ø 190 mm and max. height of 250 mm, only for centerfeed paper rolls, integrated w/ stainless steel tear-off edge and strain relief avoiding paper tear-off within casing, inclusive stainless steel screws and dowels.

Dimensions 205 x 325 x 240 mm (W x H x D)

STRX635B

2030025051





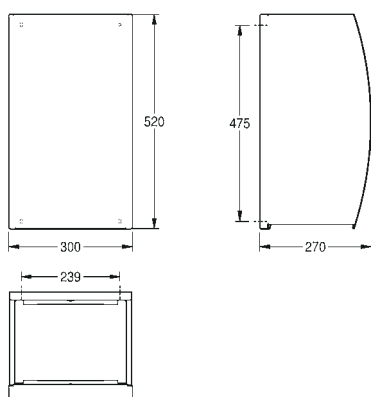
STRATOS WASTE BIN

Waste bin for wall mounting, stainless steel, surface satin finished, front with InoxPlus surface refinement for the reduction of finger marks and better cleaning characteristics (easy to clean), material thickness 1.5 mm, curved front cover, cylinder lock with Franke standard key, approx. 34 liter capacity, integrated bag holder, inclusive stainless steel screws and dowels.

Dimensions 300 x 520 x 270 mm (W x H x D)

STRX605

2000057228



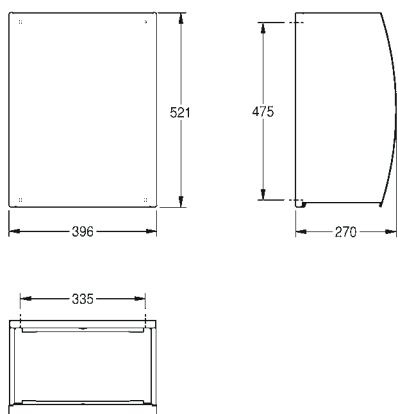
STRATOS WASTE BIN

Waste bin for wall mounting, stainless steel, surface satin finished, front with InoxPlus surface refinement for the reduction of finger marks and better cleaning characteristics (easy to clean), material thickness 1.5 mm, curved front cover, cylinder lock with Franke standard key, approx. 45 liter capacity, integrated bag holder, inclusive stainless steel screws and dowels.

Dimensions 396 x 521 x 270 mm (W x H x D)

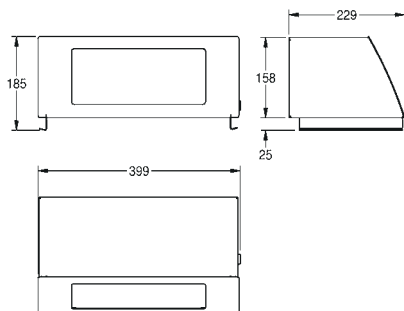
STRX607

2000057230



STRATOS ACCESSORIES

Wall mounting



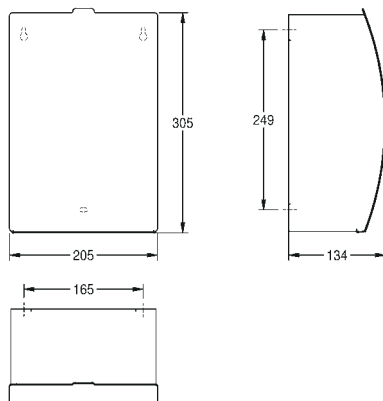
STRATOS FOLDING SELF-CLOSING LID FOR WASTE BIN

Folding self-closing lid for waste bin STRX607, stainless steel, surface satin finished, front with InoxPlus surface refinement for the reduction of finger marks and better cleaning characteristics (easy to clean), material thickness 1.5 mm, inclined front with selfclosing lid, cylinder lock with Franke standard key, inclusive stainless steel screws and dowels, without waste bin.

Dimensions 396 x 183 x 229 mm (W x H x D)

STRX608

2000057231



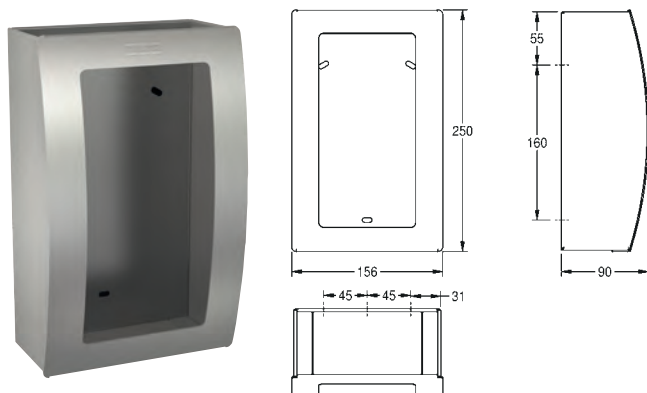
STRATOS HYGIENE WASTE BIN

Sanitary towel and disposal bin for wall mounting, stainless steel, surface satin finished, front with InoxPlus surface refinement for the reduction of finger marks and better cleaning characteristics (easy to clean), material thickness 1.5 mm, curved front cover, approx. 3.8 liter capacity, folding selfclosing lid with piano hinge, removable plastic container inside, inclusive stainless steel screws and dowels.

Dimensions 205 x 305 x 134 mm (W x H x D)

STRX611

2000057375



STRATOS HYGIENE BAG DISPENSER

Hygiene bag dispenser for wall mounting, stainless steel, surface satin finished, with InoxPlus surface refinement for the reduction of finger marks and better cleaning characteristics (easy to clean), material thickness 1.2/1.5 mm, with inspection window, inclusive stainless steel screws and dowels.

Dimensions 156 x 250 x 90 mm (W x H x D)

STRX615

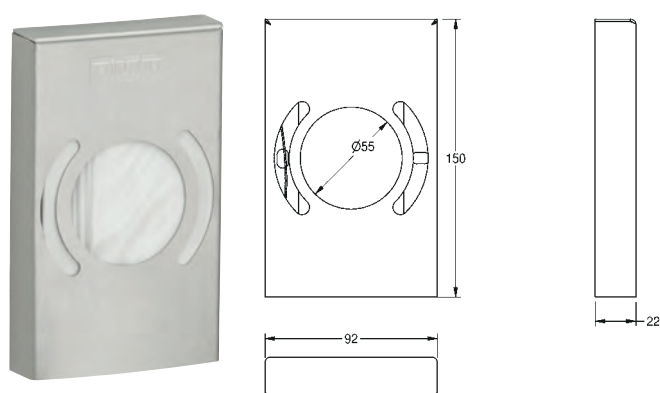
2000100014

Consumables

Paper hygiene bag (packaging unit: 100 pieces)

HB140

2000100017



HYGIENE BAG DISPENSER

Hygiene bag dispenser for wall mounting, stainless steel, surface satin finished with InoxPlus surface refinement for the reduction of finger marks and better cleaning characteristic (easy to clean), material thickness 1.2 mm, edges not welded, inboard lug to hold package, withdrawal from front, incl. premounted double side self-adhesive tap and stainless steel screws and dowels, inclusive acetone rag to clean bonding surface.

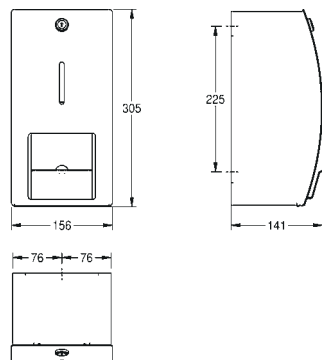
Dimensions 92 x 150 x 22 mm (W x H x D)

HBD191

2000057080

STRATOS ACCESSORIES

Wall mounting



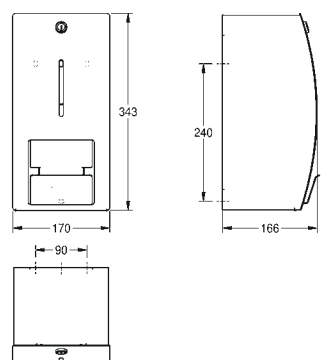
STRATOS TOILET ROLL HOLDER

Double toilet roll holder for wall mounting, stainless steel, surface satin finished, front with InoxPlus surface refinement for the reduction of finger marks and better cleaning characteristics (easy to clean), material thickness 1.5 mm, curved front cover, cylinder lock with Franke standard key, for 2 rolls with max. Ø 120 mm, second roll will be released after consumption of first roll, without spindles, inclusive stainless steel screws and dowels.

Dimensions 156 x 305 x 141 mm (W x H x D)

STRX671

2000057395



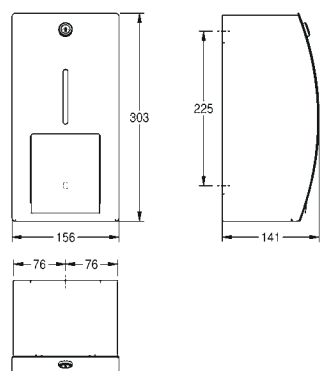
STRATOS TOILET ROLL HOLDER

Double toilet roll holder without spindle system for wall mounting, stainless steel, surface satin finished, front with InoxPlus surface refinement for the reduction of finger marks and better cleaning characteristics (easy to clean), material thickness 1.5 mm, curved front cover, cylinder lock with Franke standard key, for 2 rolls with max. Ø 140 mm, second roll will be released after consumption of first roll, inclusive stainless steel screws and dowels.

Dimensions 170 x 343 x 166 mm (W x H x D)

STRX671L

2000057397



STRATOS TOILET ROLL HOLDER

Double toilet roll holder with spindle system for wall mounting, stainless steel, surface satin finished, front with InoxPlus surface refinement for the reduction of finger marks and better cleaning characteristics (easy to clean), material thickness 1.5 mm, curved front cover, cylinder lock with Franke standard key, for 2 rolls with max. Ø 120 mm, second roll will be released after consumption of first roll, with spindles, reserve roll not visible, inclusive stainless steel screws and dowels.

Dimensions 156 x 303 x 141 mm (W x H x D)

STRX672

2000057399



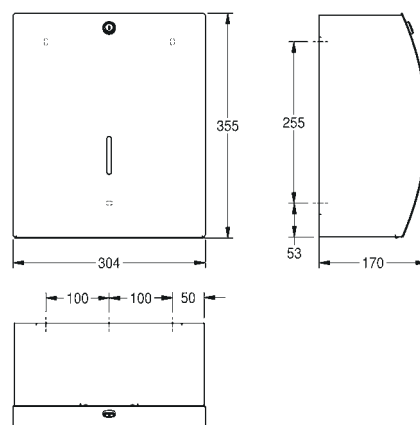
STRATOS JUMBO TOILET ROLL HOLDER

Jumbo roll holder for wall mounting, stainless steel, surface satin finished, front with InoxPlus surface refinement for the reduction of finger marks and better cleaning characteristics (easy to clean), material thickness 1.5 mm, closed casing with curved front, paper withdrawal over two tear-off edges, cylinder lock with Franke standard key, for 1 roll with max. Ø 295 mm, inclusive stainless steel screws and dowels.

Dimensions 304 x 355 x 170 mm (W x H x D)

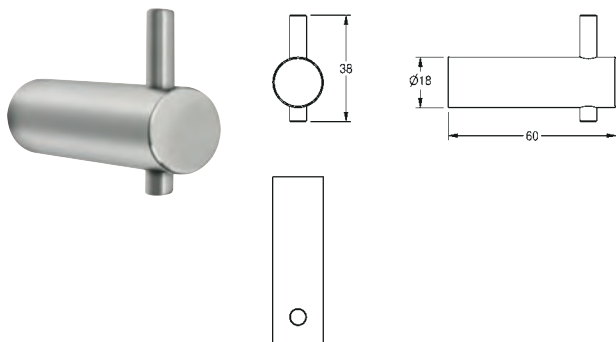
STRX670

2000057394



STRATOS ACCESSORIES

Wall mounting



STRATOS CLOTHES HOOK

Hook for wall mounting, stainless steel, surface satin finished, 17 mm pipe diameter, drilled hole on bottom for fixation, includes stainless steel screws and dowels.

Dimensions 18 x 38 x 60 mm (W x H x D)

STRX692

2000057979



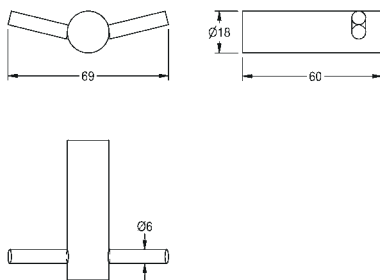
STRATOS CLOTHES HOOK

Double hook for wall mounting, stainless steel, surface satin finished, 18 mm pipe diameter, drilled hole on bottom for fixation, inclusive stainless steel screws and dowels.

Dimensions 69 x 18 x 60 mm (W x H x D)

STRX694

2000057985



STRATOS TOILET SEAT COVER DISPENSER

Toilet seat paper dispenser for wall mounting, stainless steel, surface satin finished, front with InoxPlus surface refinement for the reduction of finger marks and better cleaning characteristics (easy to clean), material thickness 1.5 mm, curved front cover with oval aperture, cylinder lock with Franke standard key, for Franke seat paper or others, inclusive stainless steel screws and dowels.

Dimensions 393 x 263 x 54 mm (W x H x D)

STRX680

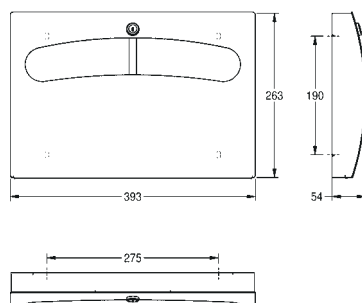
2000057401

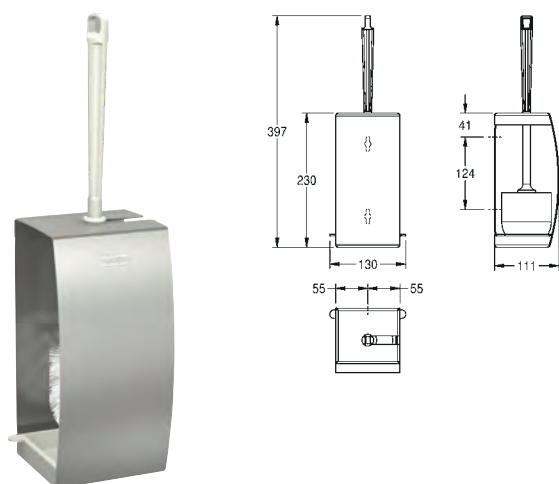
Consumables

Toilet seat paper (box of 250 sheets)

E-STRX680

2000100018





STRATOS TOILET BRUSH HOLDER

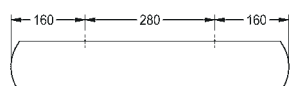
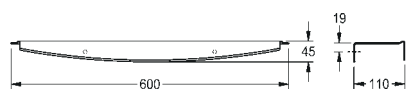
Toilet brush holder for wall mounting, stainless steel, surface satin finished, front with InoxPlus surface refinement for the reduction of finger marks and better cleaning characteristics (easy to clean), material thickness 1.5 mm, curved front cover, white nylon brush with flushing rim cleaner, withdrawal opening either left or right, depending on mounting, removable plastic drop tray, inclusive stainless steel screws and dowels.

Dimensions 110 x 230 x 110 mm (W x H x D)

STRX687 2000057403

Toilet brush for toilet brush set RODX687, STRX687, black nylon, stainless steel handle

E-STRX687 2000100020



STRATOS SHELF

Shelf for wall mounting, stainless steel, surface satin finished, front with Inox-Plus surface refinement for the reduction of finger marks and better cleaning characteristics (easy to clean), material thickness 2 mm, rounded edges, protection edge at front, inclusive stainless steel screws and dowels.

Dimensions 600 x 45 x 110 mm (W x H x D)

STRX624 2000102701

STRATOS ACCESSORIES

Recessed mounting



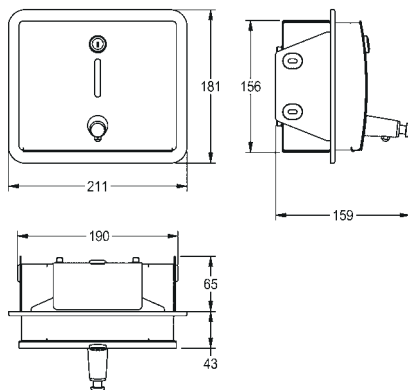
STRATOS SOAP DISPENSER

Soap dispenser for recessed mounting, stainless steel, surface satin finished, front with InoxPlus surface refinement for the reduction of finger marks and better cleaning characteristics (easy to clean), material thickness 1.5 mm, curved front cover with inspection window, cylinder lock with Franke standard key, suitable for liquid soaps and lotions, 1 liter soap tank, push button on front, inclusive stainless steel screws and dowels.

Dimensions 211 x 181 x 101 mm (W x H x D)

STRX619E

2000057385



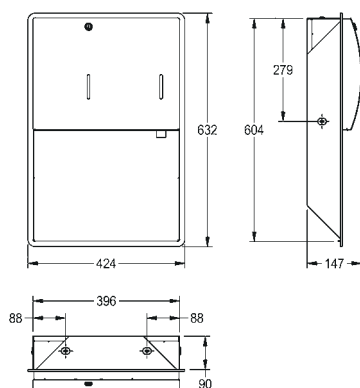
STRATOS PAPER TOWEL/SOAP DISPENSER COMBINATION

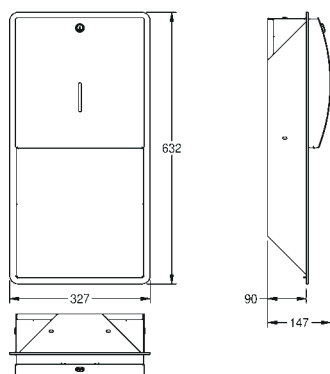
Paper towel-, soap dispenser combination for recessed mounting, stainless steel, surface satin finished, front with InoxPlus surface refinement for the reduction of finger marks and better cleaning characteristics (easy to clean), material thickness 1.5 mm, curved front cover, cylinder lock with Franke standard key, inspection windows on front, paper towel dispenser with loading capacity 300 - 400 pcs. of paper depending on convolution, suitable for liquid soaps and lotions, 0.8 liter soap tank, push lever, includes stainless steel screws and dowels.

Dimensions 424 x 632 x 147 mm (W x H x D)

STRX601E

2000057226





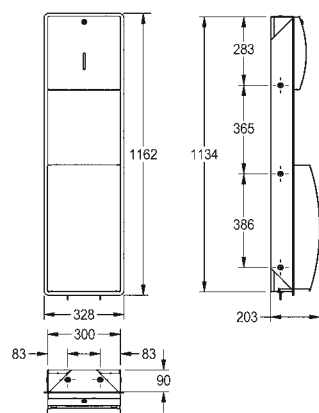
STRATOS PAPER TOWEL DISPENSER

Paper towel dispenser for recessed mounting, stainless steel, surface satin finished, front with InoxPlus surface refinement for the reduction of finger marks and better cleaning characteristics (easy to clean), material thickness 1.5 mm, curved front cover, cylinder lock with Franke standard key, inspection window on front, loading capacity 300 - 400 pcs. of paper depending on convolution, inclusive stainless steel screws and dowels.

Dimensions 327 x 632 x 147 mm (W x H x D)

STRX600E

2000057207



STRATOS PAPER TOWEL/WASTE BIN COMBINATION

Paper towel dispenser, waste bin combination for recessed mounting, stainless steel, surface satin finished, front with InoxPlus surface refinement for the reduction of finger marks and better cleaning characteristics (easy to clean), material thickness 1.5 mm, curved front cover, cylinder lock with Franke standard key, inspection windows on front, loading capacity 300 - 400 pcs. of paper depending on convolution, waste bin with approx. 22 liter capacity, integrated bag holder, inclusive stainless steel screws and dowels.

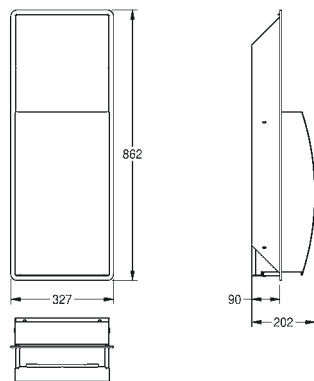
Dimensions 328 x 1162 x 203 mm (W x H x D)

STRX602E

2000057227

STRATOS ACCESSORIES

Recessed mounting



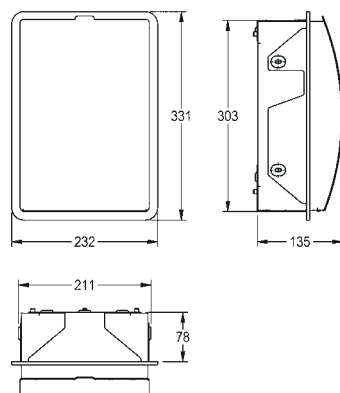
STRATOS WASTE BIN

Waste bin for recessed mounting, stainless steel, surface satin finished, front with InoxPlus surface refinement for the reduction of finger marks and better cleaning characteristics (easy to clean), material thickness 1.5 mm, curved front cover, cylinder lock with Franke standard key, approx. 22 liter capacity, integrated bag holder, inclusive stainless steel screws and dowels.

Dimensions 327 x 862 x 202 mm (W x H x D)

STRX605E

2000057229



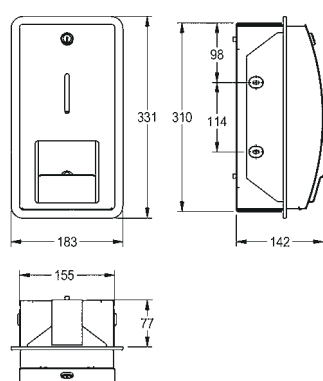
STRATOS HYGIENE WASTE BIN

Sanitary towel and disposal bin for recessed mounting, stainless steel, surface satin finished, front with InoxPlus surface refinement for the reduction of finger marks and better cleaning characteristics (easy to clean), material thickness 1.5 mm, curved front cover, approx. 3.8 liter capacity, folding selfclosing lid with piano hinge, removable plastic container inside, inclusive stainless steel screws and dowels.

Dimensions 232 x 331 x 141 mm (W x H x D)

STRX611E

2000057376



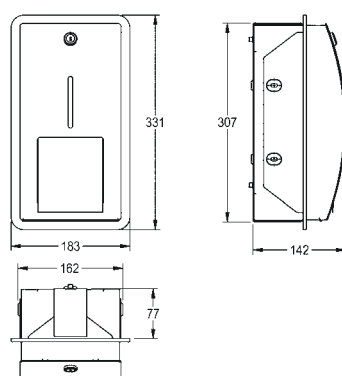
STRATOS TOILET ROLL HOLDER

Double toilet roll holder for recessed mounting, stainless steel, surface satin finished, front with InoxPlus surface refinement for the reduction of finger marks and better cleaning characteristics (easy to clean), material thickness 1.5 mm, curved front cover with inspection window, cylinder lock with Franke standard key, for 2 rolls with max. Ø 120 mm, second roll will be released after consumption of first roll, without spindles, inclusive stainless steel screws and dowels.

Dimensions 183 x 331 x 142 mm (W x H x D)

STRX671E

2000057396



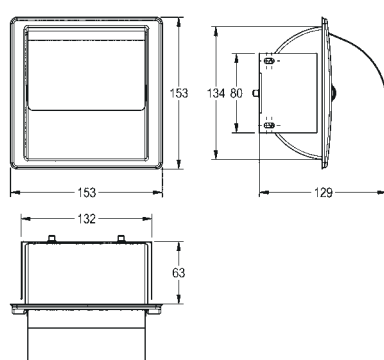
STRATOS TOILET ROLL HOLDER

Double toilet roll holder with spindle system for recessed mounting, stainless steel, surface satin finished, front with InoxPlus surface refinement for the reduction of finger marks and better cleaning characteristics (easy to clean), material thickness 1.5 mm, curved front cover with inspection window, cylinder lock with Franke standard key, for 2 rolls with max. Ø 120 mm, second roll will be released after consumption of first roll, reserve roll not visible, inclusive stainless steel screws and dowels.

Dimensions 183 x 331 x 142 mm (W x H x D)

STRX672E

2000057400



STRATOS TOILET ROLL HOLDER

Toilet roll holder for recessed mounting, stainless steel, surface satin finished, material thickness 0.8 mm, curved folding cover, for 1 roll with max. width 130 mm, inclusive stainless steel screws and dowels.

Dimensions 153 x 153 x 129 mm (W x H x D)

STRX673E

2000057422



Wall mounting

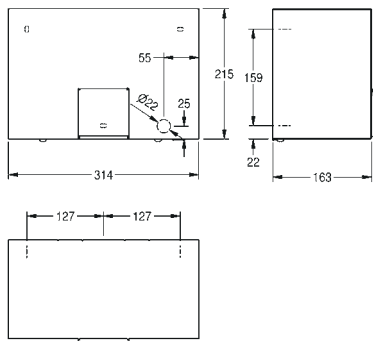
The timeless design of RODAN stainless steel fixtures with their angular side profiles lends itself to the contemporary decor of heavily frequented washrooms and restrooms. These accessories open to planners and operators the possibility of economical, esthetic design of customized washroom design.

Features of the range:

- Soap dispenser
- Paper towel dispenser
- Waste bin, toilet roll holder
- Paper towel combinations, waste bin combinations
- Wall-mounted and flush-mounted models
- Material thickness 0.8 mm
- Installation accessories included

RODAN ACCESSORIES

Wall mounting

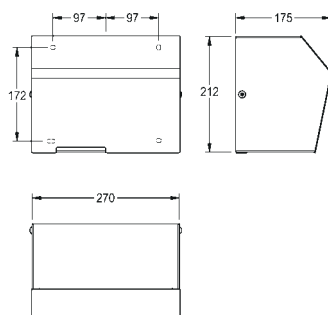


RODAN ELECTRONIC HAND DRYER

Touch free electronic warm air hand dryer for wall mounting, stainless steel, surface satin finished, material thickness 1.2 mm, infrared sensor activity for non-touch operation, sensor range adjustable from 10 to 30 cm, cable and plug not included.

Connection voltage 230 V, 50 Hz
Total power 2200 W
Heater 2100 W
Motor 100 W
Motor min 2850 U/min
Air volume 274 m³/h
Air velocity 15.5 m/s
Dimensions 314 x 215 x 163 mm (W x H x D)

RODX310 2000090055

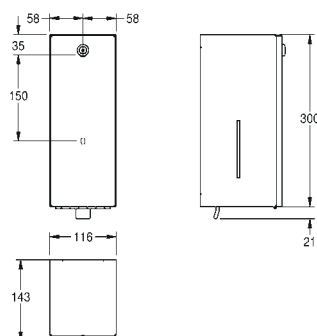


RODAN HAND DRYER

Touch free electronic warm air hand dryer for wall mounting, stainless steel, surface satin finished, front material thickness is 1.2mm, infrared sensor activity for non-touch operation, sensor range adjustable from 10 to 30 cm, automatic power shut-off after 60 s, cable and plug not included.

Connection voltage 230V, 50Hz
Total power 1800W
Heater 1720 W
Motor 80W with 2850 rpm
Air volume 255 m³/h
Air velocity 14.5 m/s

RODX320 2000101043

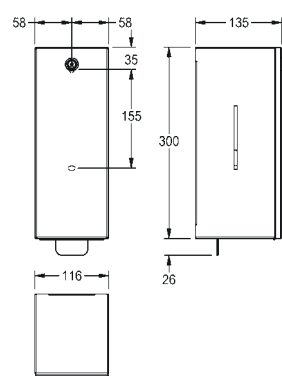


RODAN SOAP DISPENSER

Soap dispenser for wall mounting, stainless steel, surface satin finished, material thickness 0.8 mm, folded front cover, cylinder lock with Franke standard key, suitable for liquid soaps and lotions, 0.8 liter soap tank, lever to pull, inclusive stainless steel screws and dowels.

Dimensions 116 x 321 x 143 mm (W x H x D)

RODX618 2000090067



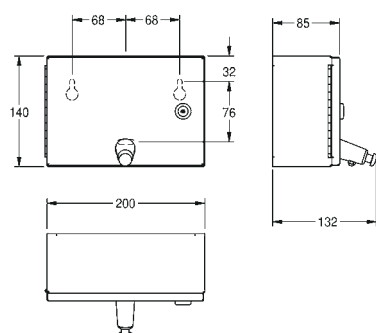
RODAN FOAM SOAP DISPENSER

Foam soap dispenser for wall mounting, stainless steel, surface satin finished, material thickness 0.8 mm, cylinder lock with Franke standard key, inspection windows on sides, suitable for Franke foam soap (not included in scope of delivery), stainless steel pull lever, inclusive stainless steel screws and dowels.

Dimensions 116 x 326 x 135 mm (W x H x D)

RODX616

2000101222



RODAN SOAP DISPENSER

Soap dispenser for wall mounting, stainless steel, surface satin finished, material thickness 0.8 mm, folded front cover, cylinder lock with Franke standard key, suitable for liquid soaps and lotions, 1 liter soap tank, push button on front, inclusive stainless steel screws and dowels.

Dimensions 200 x 140 x 132 mm (W x H x D)

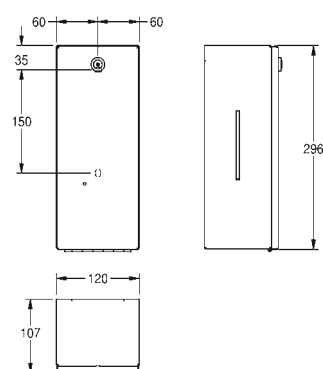
RODX619

2000090068

Soap dispenser for wall mounting, Stainless steel 316 material

RODX619HN

2030018364



RODAN ELECTRONIC SOAP DISPENSER

Touch free soap dispenser for wall mounting, stainless steel, surface satin finished, material thickness 0.8 mm, folded front cover, cylinder lock with Franke standard key, infrared sensor activity for non-touch operation, LED-display shows battery status, needs 6 pcs. 1.5 V Alkaline AA batteries, suitable for liquid soaps and lotions, 800 ml soap tank, depending on soap between 0.6 and 1.1 ml is dispensed, mounting height > 300 mm above wash basin or table top, inclusive stainless steel screws and dowels.

Dimensions 120 x 296 x 107 mm (W x H x D)

RODX625

2000090070

Optional accessories

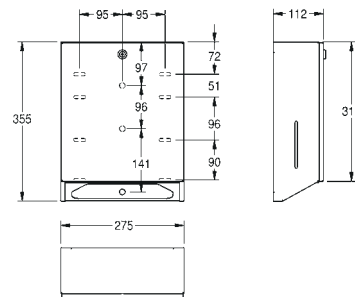
Hose with outlet valve for disinfectant

EACCS055

2000103333

RODAN ACCESSORIES

Wall mounting



RODAN PAPER TOWEL DISPENSER

Paper towel dispenser for wall mounting, stainless steel, surface satin finished, material thickness 0.8 mm, folded front cover, cylinder lock with Franke standard key, inspection windows on sides, loading capacity 300 - 400 pcs. of paper depending on convolution, inclusive stainless steel screws and dowels.

Dimensions 275 x 355 x 112 mm (W x H x D)

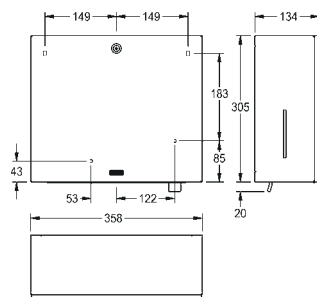
RODX600

2000090056

Paper towel dispenser, stainless steel 316 material

RODX600HN

2030018373



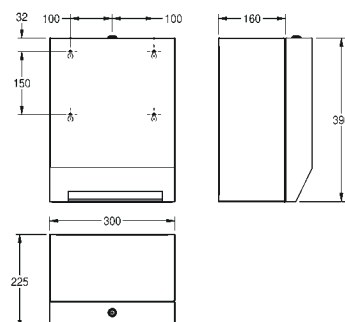
RODAN PAPER TOWEL/SOAP DISPENSER COMBINATION

Paper towel, soap dispenser combination for wall mounting, stainless steel, surface satin finished, material thickness 0.8 mm, cylinder lock with Franke standard key, inspection windows on sides, paper towel dispenser with loading capacity 300 - 400 pcs. of paper depending on convolution, suitable for liquid soaps and lotions, 0.8 liter soap tank, pull lever, inclusive stainless steel screws and dowels.

Dimensions 358 x 325 x 134 mm (W x H x D)

RODX601

2000101221



RODAN PAPER TOWEL DISPENSER, WM

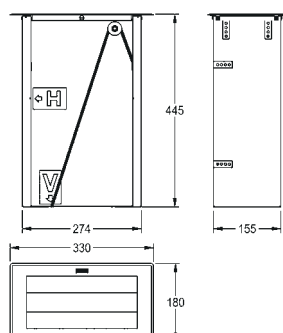
Manual paper towel dispenser for wall mounting, stainless steel, surface satin finished, material thickness 0.8 mm, cylinder lock with Franke standard key, capacity 1 paper roll, paper comes out to pull with hand, maintenance free mechanic, electrical connection or batteries are not required, easypaper roll change mechanism, for rolls with maximum width 205 mm and maximum diameter 200 mm, paper length is not adjustable - one length 260 mm, inclusive stainless steel screws and dowels.

RODX637

2030016336

316L

Products are also available in Stainless Steel grade 316L



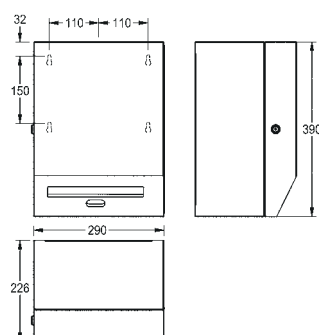
RODAN PAPER TOWEL DISPENSER

Paper towel dispenser for installation from the front or from the top, stainless steel, surfaces satin finished, material strength 1 mm, capacity for 600 pieces of C-folded single-layer paper towels. Can be filled from the top.

Dimensions 330 x 445 x 180 mm (W x H x D)

RODX600TT

2000102672



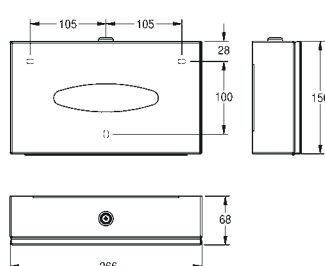
RODAN ELECTRONIC PAPER TOWEL DISPENSER

Touch free paper towel dispenser for wall mounting, stainless steel, surface satin finished, material thickness 0.8 mm, folded cover with cylinder lock and standard Franke key, infrared sensor activity for non-touch operation, integrated tear-off edge, needs 4 pcs. standard D 1.5 V batteries, maintenance free mechanic and easy paper roll change mechanism, for rolls with max. width 205 mm and max. diameter 200 mm, paper length adjustable to 200, 250 and 300 mm, inclusive stainless steel screws and dowels.

Dimensions 290 x 390 x 224 mm (W x H x D)

RODX630

2000090071

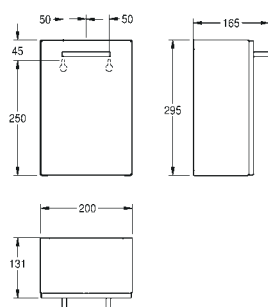


FACE TOWEL DISPENSER, WM

Face towel dispenser for wall mounting is made of stainless steel sheet Grade EN 1.4301 (304), surfaces satin finished, material thickness 0.8 mm, oval aperture for withdrawal of common used face towels, includes surface mounting hardware (stainless steel screws and plastic dowels).

FRK10204

2000106559



RODAN HYGIENE WASTE BIN

Sanitary towel and disposal bin for wall mounting, stainless steel, surface satin finished, material thickness 0.8 mm, folded front cover, approx. 3.7 liter capacity, removable plastic container inside, inclusive stainless steel screws and dowels.

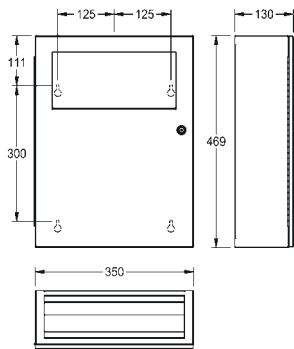
Dimensions 200 x 295 x 165 mm (W x H x D)

RODX611

2000090063

RODAN ACCESSORIES

Wall mounting



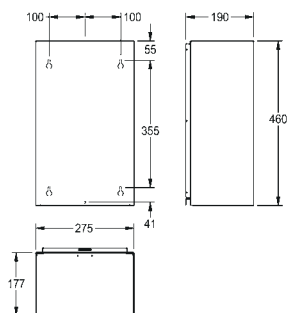
RODAN HYGIENE WASTE BIN

Sanitary towel and disposal bin for wall mounting, stainless steel, surface satin finished, material thickness 0.8 mm, approx. 6 liter capacity, with integrated bag holder, self closing lid, with integrated storage for paper hygiene bags, can be combined with RODX191 hygiene bag dispenser for plastic bags, cylinder lock with Franke standard key, inclusive stainless steel screws and dowels.

Dimensions 350 x 469 x 130 mm (W x H x D)

RODX612

2000101358



RODAN WASTE BIN

Waste bin for wall mounting, stainless steel, surface satin finished, material thickness 0.8 mm, rounded edges, mounting either with mounting bracket or directly onto the wall, inclusive stainless steel screws and dowels.

Capacity approx. 18 liter

Dimensions 275 x 460 x 177 mm (W x H x D)

RODX605S

2000101236

Capacity approx. 23 liter, dimensions 355 x 460 x 168 mm (W x H x D)

RODX605

2000090061

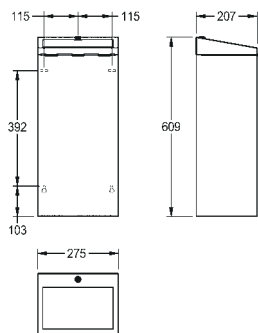
Capacity approx. 60 liter, dimensions 480 x 620 x 210 mm (W x H x D)

RODX607

2000101351

316L

Products are also available in Stainless Steel grade 316L

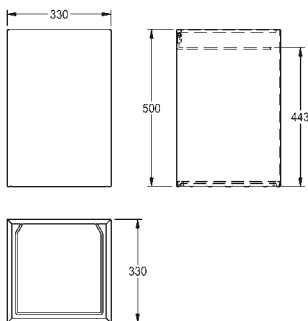


RODAN WASTE BIN

Waste bin for wall mounting or floor standing, made of stainless steel, surface satin finished, material thickness 0.8 mm, self closing lid, folding bag holder, cylinder lock with Franke standard key, approx. 30 liter capacity, inclusive stainless steel screws and dowels.

Dimensions 280 x 610 x 210 mm (W x H x D)

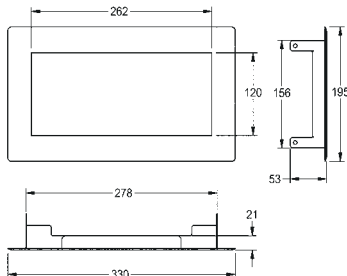
RODX605SL 2000103806



WASTE BIN, 50L FREE STANDING

Waste bin, 50 liter free standing is made of 1.0mm thick stainless steel material, satin surface finished. Equipped with 6.0mmØ stainless steel rod swing-up bag holder.

FRK10235 2030015827



RODAN WASTE DISPOSAL FLAP

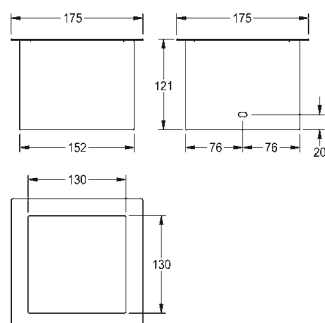
Waste disposal flap for table top installation, stainless steel, visible surfaces satin finished, material thickness 0.8 mm, self-closing disposal flap, without waste container.

Dimensions 330 x 53 x 195 mm (W x H x D)

RODX605TT 2000101211

RODAN ACCESSORIES

Wall mounting



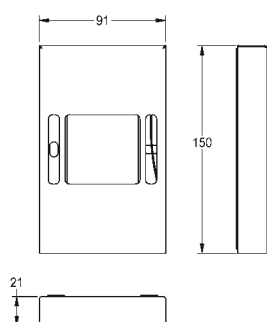
RODAN WASTE DISPOSAL CHUTE

Waste chute for table top installation, stainless steel, visible surfaces satin finished, material thickness 0.8 mm, without waste container.

Dimensions 175 x 121 x 175 mm (W x H x D)

RODX607TT

2000101212



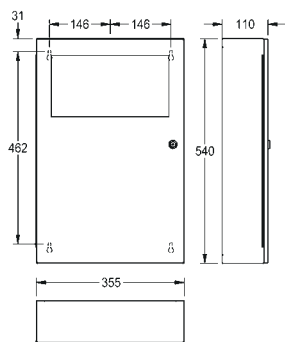
RODAN HYGIENE BAG DISPENSER

Hygiene bag dispenser for wall mounting, stainless steel, surface satin finished, material thickness 0.8 mm, edges not welded, inboard lug to hold package, withdrawal from front, incl. premounted double side self-adhesive tape and stainless steel screws and dowels, inclusive cleaning rag to clean bonding surface.

Dimensions 91 x 150 x 21 mm (W x H x D)

RODX191

2000101218



RODAN WASTE BIN

Waste bin for wall mounting, stainless steel, surface satin finished, material thickness 0.8 mm, folding self closing lid, with integrated bag holder, cylinder lock with Franke standard key, inclusive. stainless steel screws and dowels.

Capacity approx. 13 liters

Dimensions 355 x 540 x 110 mm (W x H x D)

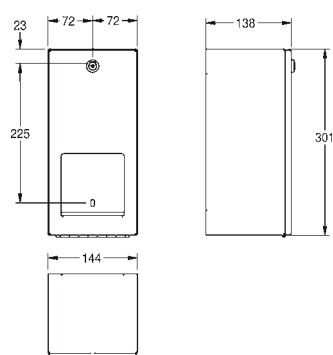
RODX604

2000101345

Capacity approx. 45 liter, dimensions 495 x 710 x 153 mm (W x H x D)

RODX606

2000101346



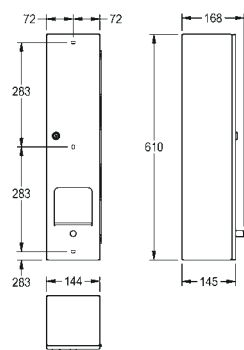
RODAN TOILET ROLL HOLDER

Double toilet roll holder with spindle system for wall mounting, stainless steel, surface satin finished, material thickness 0.8 mm, folded front cover, cylinder lock with Franke standard key, for 2 rolls with max. Ø 120 mm, second roll will be released after consumption of first roll, with spindles, reserve roll not visible, inclusive stainless steel screws and dowels.

Dimensions 144 x 301 x 138 mm (W x H x D)

RODX672

2000090072



RODAN TOILET ROLL HOLDER

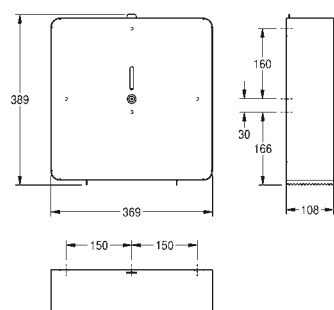
Toilet roll holder for 4 rolls for wall mounting, stainless steel, surface satin finished, material thickness 0.8 mm, with spindle system, cylinder lock with Franke standard key, inclusive stainless steel screws and dowels.

Manual release of refilling paper

Dimensions 144 x 610 x 168 mm (W x H x D)

RODX674B

2030002104

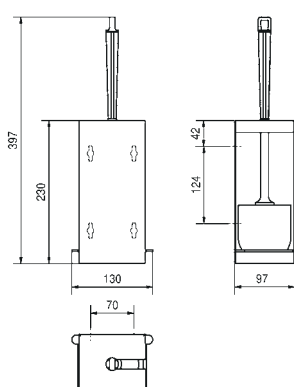


JUMBO ROLL HOLDER, SQUARE

Square jumbo roll holder for wall mounting, stainless steel, surface satin finished, material thickness 0.8 mm, with inspection window, paper withdrawal over two tear-off edges, designed for 1 roll 350 mm Ø max, cylinder lock with Franke standard key, includes stainless steel screws and dowels.

FRK10151

2000106560



RODAN TOILET BRUSH HOLDER

Toilet brush holder for wall mounting, stainless steel, surface satin finished, material thickness 1.2 mm, folded front, closed cover to the front, with white nylon brush with flushing rim cleaner, withdrawal opening either left or right, depending on mounting, removable plastic drip tray, inclusive stainless steel screws and dowels.

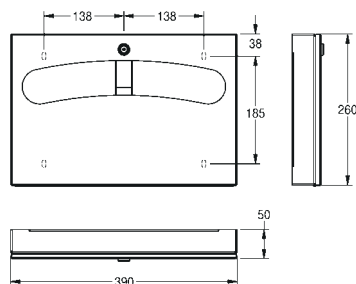
Dimensions 107 x 230 x 97 mm (W x H x D)

RODX687

2000100000

RODAN ACCESSORIES

Wall mounting

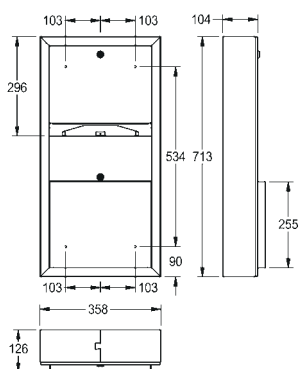


RODAN TOILET SEAT PAPER DISPENSER

Toilet seat paper dispenser for wall mounting is made of stainless steel sheet Grade EN 1.4301 (304), surface satin finished, material thickness 0.8 mm, flat front cover construction with oval aperture, cylindrical lock with Franke standard key. Includes surface mounting hardware (stainless steel screws and plastic dowels).

RODX680

2000106561

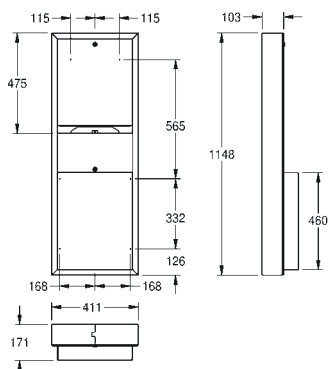


RODAN PAPER TOWEL DISPENSER, WASTE BIN COMBINATION

Paper towel dispenser, waste bin combination for wall mounting, stainless steel, surface satin finished, material thickness 0.8 mm, folded front cover, cylinder lock with Franke standard key, loading capacity approx. 350 pcs. of paper depending on convolution, waste bin with approx. 9 liter capacity, incl. stainless steel screws and dowels.

RODX602S

2000101041



RODAN PAPER TOWEL/WASTE BIN COMBINATION

Paper towel dispenser, waste bin combination for wall mounting, stainless steel, surface satin finished, material thickness 0.8 mm, folded front cover, cylinder lock with Franke standard key, loading capacity 500 - 800 pcs. of paper depending on convolution, waste bin with approx. 23 liter capacity, inclusive stainless steel screws and dowels.

Dimensions 411 x 1148 x 171 mm (W x H x D)

RODX602

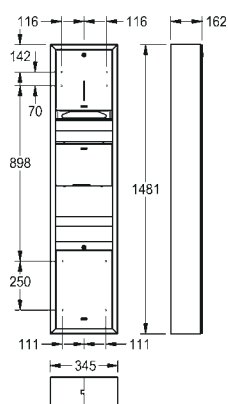
2000090059

Optional accessories

Bag holder for waste bin RODX605 and RODX605E, for screw mounting

E-RODX605N

2030022424



RODAN PAPER TOWEL DISPENSER, TOUCH-FREE WARM AIR HAND DRYER

Paper towel dispenser, touch-free warm air hand dryer, waste bin combination for wall mounting, stainless steel, surface satin finished, material thickness 0.8 mm, folded front cover, 2 cylinder locks with Franke standard key, loading capacity 500 - 800 pcs. of paper depending on convolution, touch free warm air hand dryer, infrared sensor for non-touch operation, sensor range adjustable from 10 to 30 cm, cable and plug not included, waste bin with approx. 16 liter capacity, incl. stainless steel screws and dowels.

Electrical data 220-240V, 50-60Hz

Total output 1800W

Heating 1720W

Motor 80W motor with 2850rpm

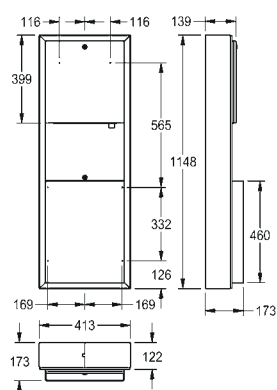
Blower output 255 m³/h

Air velocity 14,5 m/s

Noise level 55 +/- db(A)

RODX603

2000101051



RODAN PAPER TOWEL/SOAP DISPENSER/WASTE BIN COMBINATION

Waste bin, paper towel-, soap dispenser combination for wall mounting, stainless steel, surface satin finished, material thickness 0.8 mm, cylinder lock with Franke standard key, paper towel dispenser with loading capacity 300 - 400 pcs. of paper depending on convolution, suitable for liquid soaps and lotions, 0.8 liter soap tank, push lever, waste bin with approx. 23 liter capacity, inclusive stainless steel screws and dowels.

Dimensions 413 x 1148 x 173 mm (W x H x D)

RODX617

2000101219

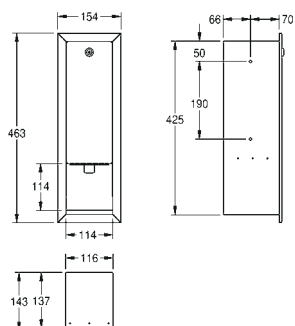
Optional accessories

Bag holder for waste bin RODX605 and RODX605E, for screw mounting

E-RODX605N

2030022424

RODAN ACCESSORIES



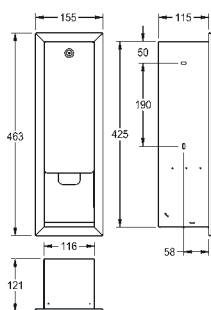
RODAN SOAP DISPENSER

Soap dispenser for recessed mounting, stainless steel, surface satin finished, material thickness 0.8 mm, folded front cover, cylinder lock with Franke standard key, suitable for liquid soaps and lotions, 0.8 liter soap tank, lever to pull, inclusive stainless steel screws and dowels.

Dimensions 154 x 463 x 143 mm (W x H x D)

RODX618E

2000090066

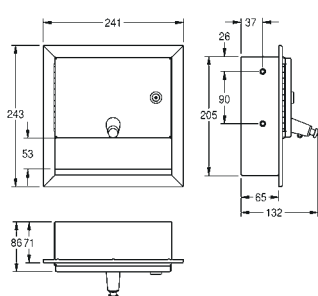


RODAN FOAM SOAP DISPENSER

Foam soap dispenser for recessed mounting, stainless steel, surface satin finished, material thickness 0.8 mm, cylinder lock with Franke standard key, suitable for Franke foam soap (not included in scope of delivery), stainless steel pull lever, incl. stainless steel screws and dowels.

RODX616E

2000101224



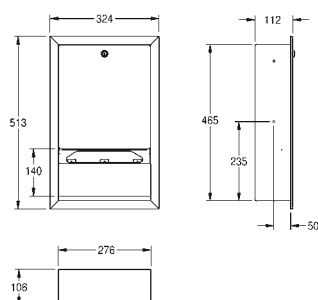
RODAN SOAP DISPENSER

Soap dispenser for recessed mounting, stainless steel, surface satin finished, material thickness 0.8 mm, folded front cover, cylinder lock with Franke standard key, suitable for liquid soaps and lotions, 1 liter soap tank, push button on front, inclusive stainless steel screws and dowels.

Dimensions 241 x 243 x 132 mm (W x H x D)

RODX619E

2000090069



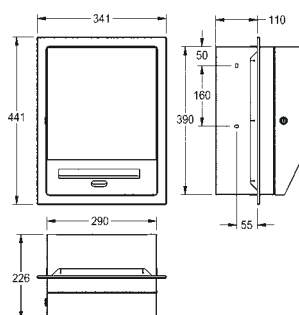
RODAN PAPER TOWEL DISPENSER

Paper towel dispenser for recessed mounting, stainless steel, surface satin finished, material thickness 0.8 mm, folded front cover, cylinder lock with Franke standard key, loading capacity 300 - 400 pcs. of paper depending on convolution, inclusive stainless steel screws and dowels.

Dimensions 324 x 513 x 112 mm (W x H x D)

RODX600E

2000090057

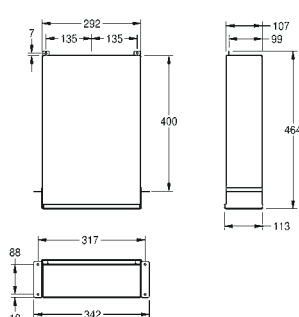


RODAN ELECTRONIC PAPER TOWEL DISPENSER

Touch free paper towel dispenser for recessed mounting, stainless steel, surface satin finished, material thickness 0.8 mm, folded cover with cylinder lock and standard Franke key, infrared sensor activity for non-touch operation, integrated tear-off edge, needs 4 pcs. standard D 1.5 V batteries, maintenance free mechanic and easy paper roll change mechanism, for rolls with max. width 205 mm and max. diameter 200 mm, paper length adjustable to 200, 250 and 300 mm, incl. stainless steel screws and dowels.

RODX630E

2000101040



RODAN PAPER TOWEL DISPENSER

Paper towel dispenser for hidden mounting behind wall and mirror, stainless steel, surface satin finished, material thickness 0.8 mm, for 600 - 800 paper towels, depending on convolution, filling from bottom, inclusive stainless steel screws and dowels.

Dimensions 342 x 464 x 113 mm (W x H x D)

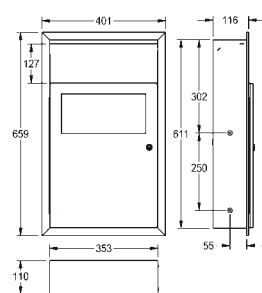
RODX600ME

2000090058

RODX600MED Paper towel dispenser

RODX600MED

2000106372



RODAN HYGIENE WASTE BIN

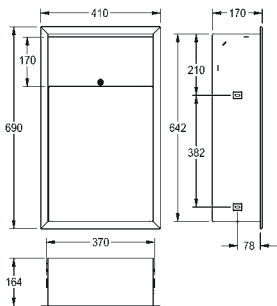
Sanitary towel and disposal bin for recessed mounting, stainless steel, surface satin finished, material thickness 0.8 mm, approx. 6 liter capacity, with integrated bag holder, self closing lid, with integrated storage for paper hygiene bags, can be combined with RODX191 hygiene bag dispenser for plastic bags, cylinder lock with Franke standard key, inclusive stainless steel screws and dowels.

Dimensions 401 x 659 x 130 mm (W x H x D)

RODX612E

2000101359

RODAN ACCESSORIES



RODAN WASTE BIN

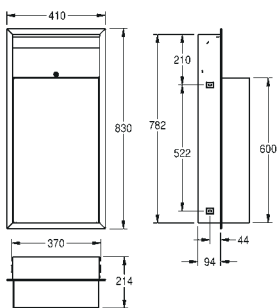
Waste bin for recessed mounting, stainless steel, surface satin finished, material thickness 0.8 mm, rounded edges, cylinder lock with Franke standard key, mounting with in-wall frame, includes stainless steel screws and dowels.

Approx. 23 liter capacity, full recessed version
 Dimensions 410 x 690 x 171 mm (W x H x D)

RODX605EE 2000101344

Capacity approx. 23 liter
 Dimensions 408 x 690 x 169 mm (W x H x D)

RODX605E 2000090062



RODAN WASTE BIN, 41 LITERS, RECESSED MOUNTING

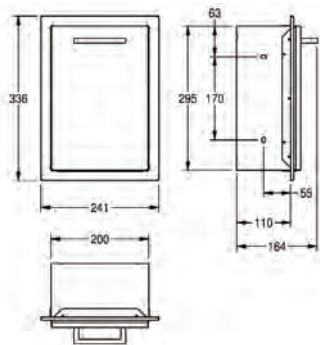
Waste bin for recessed mounting, stainless steel, surface satin finished, material thickness 0.8 mm, rounded edges, cylinder lock with Franke standard key, mounting with in-wall frame, incl. stainless steel screws and dowels.

Capacity approx. 41 liter

RODX605EB 2000106588

Dimensions 408 x 690 x 169 mm (W x H x D)

RODX605E 2000090062

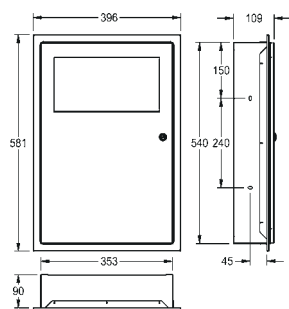


RODAN Sanitary Towel and Disposal Bin

Sanitary towel and disposal bin for recessed mounting, stainless steel, surface satin finished, material thickness 0.8 mm, folded front cover, approx. 3.7 liter capacity, removable plastic container inside, incl. stainless steel screws and dowels.

241x336x164 (WxHxD)

RODX611E 2030036220



RODAN WASTE BIN

Waste bin for recessed mounting, stainless steel, surface satin finished, material thickness 0.8 mm, folding self closing lid, with integrated bag holder, cylinder lock with Franke standard key, incl. stainless steel screws and dowels.

Capacity approx. 13 liters

Dimensions 395 x 580 x 110 mm (W x H x D)

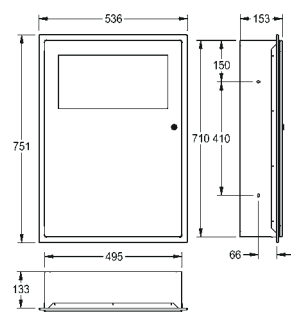
RODX604E

2000101347

Capacity approx. 45 liter, dimensions 535 x 750 x 153 mm (W x H x D)

RODX606E

2000101348



RODAN WASTE BIN

Waste bin for recessed mounting, stainless steel, surface satin finished, material thickness 0.8 mm, folding self closing lid, with integrated bag holder, cylinder lock with Franke standard key, inclusive stainless steel screws and dowels.

Capacity approx. 45 liters

Dimensions 535 x 750 x 153 mm (W x H x D)

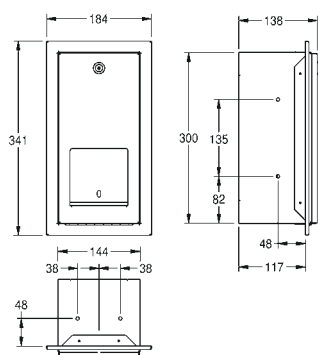
RODX606E

2000101348

Capacity approx. 16 liter, dimensions 396 x 581 x 109 mm (W x H x D)

RODX604E

2000101347



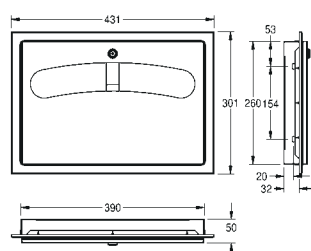
RODAN TOILET ROLL HOLDER

Double toilet roll holder with spindle system for recessed mounting, stainless steel, surface satin finished, material thickness 0.8 mm, folded front cover, cylinder lock with Franke standard key, for 2 rolls with max. Ø 120 mm, second roll will be released after consumption of first roll, reserve roll not visible, inclusive stainless steel screws and dowels.

Dimensions 184 x 341 x 138 mm (W x H x D)

RODX672E

2000090073



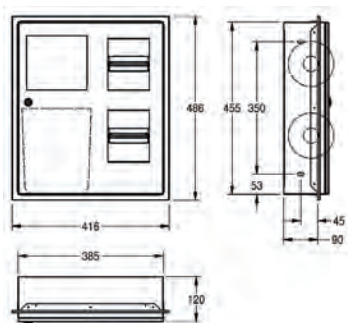
RODAN TOILET SEAT PAPER DISPENSER, RECESSED MOUNTING

Toilet seat paper dispenser for recessed mounting is made of stainless steel sheet Garde EN 1.4301 (304), surface satin finished, material thickness 0.8 mm, flat front cover construction with oval aperture, cylindrical lock with Franke standard key, provided with recessed frame. Includes surface mounting hardware (stainless steel screws and plastic dowels).

RODX680E

2000106562

RODAN ACCESSORIES



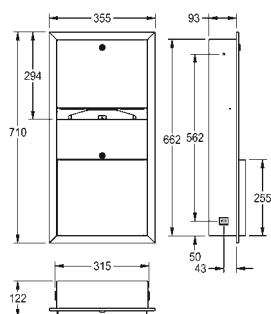
Hygiene Bin - WC Roll Combination

Hygiene Bin & WC Roll Dispenser combination for recessed mounting, stainless steel, surface satin finished, material thickness 0.8 mm, folded front cover, cylinder lock with Franke standard key, hygiene bin with approx. 3.7 liter capacity, removable plastic container inside, wc roll holder for 2 rolls with max. Ø120mm incl. stainless steel screws and dowels.

416x486x120 (WxHxD)

FRK601007E

2030036971

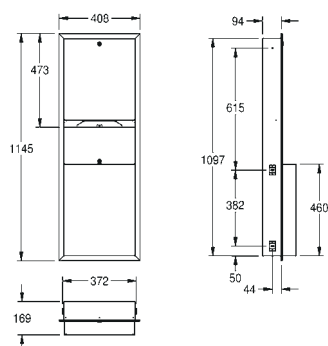


RODAN PAPER TOWEL DISPENSER - WASTE BIN COMBINATION FOR RECESSED MOUNTING

Paper towel dispenser - waste bin combination for recessed mounting, stainless steel, surface satin finished, material thickness 0.8 mm, folded front cover, cylinder lock with Franke standard key, loading capacity approx. 350 pcs. of paper depending on convolution, waste bin with approx. 7 liter capacity, includes stainless steel screws and dowels.

RODX602SE

2000101042



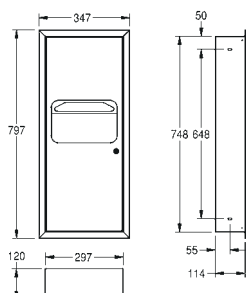
RODAN PAPER TOWEL/WASTE BIN COMBINATION

Paper towel dispenser - waste bin combination for recessed mounting, stainless steel, surface satin finished, material thickness 0.8 mm, folded front cover, cylinder lock with Franke standard key, loading capacity 500 - 800 pcs. of paper depending on convolution, waste bin with approx. 23 liter capacity, includes stainless steel screws and dowels.

Dimensions 408 x 1145 x 169 mm (W x H x D)

RODX602E

2000090060

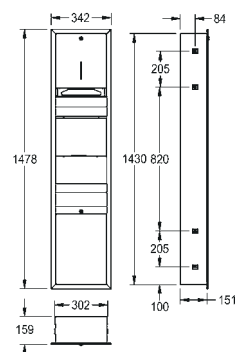


COMBI UNIT 2 IN 1 - PAPER TOWEL DISPENSER AND WASTE BIN

Combi Unit 2 in 1 - Paper towel dispenser and waste bin for recessed mounting is made of stainless steel sheet Grade EN 1.4301 (304), surface satin finish, material thickness 0.8mm, double skin swing-out door equipped with cylinder lock with Franke Standard key, loading capacity 250 pcs of paper depending on convolution, waste bin with approximately 7 liter capacity, includes stainless steel screws and plastic dowels.

FRK602EA

2000106591



PAPER TOWEL DISPENSER, TOUCH-FREE WARM AIR HAND DRYER, WASTE BIN COMBINATION

Paper towel dispenser, touch-free warm air hand dryer, waste bin combination for recessed mounting, stainless steel, surface satin finished, material thickness 0.8 mm, folded front cover, 2 cylinder locks with Franke standard key, loading capacity 500 - 800 pcs. of paper depending on convolution, touch free warm air hand dryer, infrared sensor for non-touch operation, sensor range adjustable from 10 to 30 cm, cable and plug not included, waste bin with approx. 16 liter capacity, inclusive. stainless steel screws and dowels.

Electrical data 220-240V, 50-60Hz

Total output 1800W

Heating 1720W

Motor 80W motor with 2850rpm

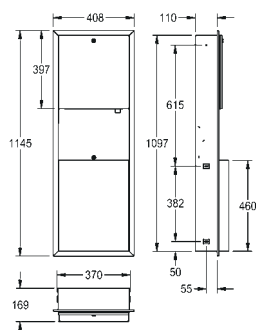
Blower output 255 m³/h

Air vvelocity 14,5 m/s

Noise level 55 +/- db(A)

RODX603E

2000101052



RODAN PAPER TOWEL/SOAP DISPENSER/WASTE BIN COMBINATION

Paper towel-, soap dispenser and waste bin combination for recessed mounting, stainless steel, surface satin finished, material thickness 0.8 mm, cylinder lock with Franke standard key, paper towel dispenser with loading capacity 300 - 400 pcs. of paper depending on convolution, suitable for liquid soaps and lotions, 0.8 liter soap tank, push lever, waste bin with approx. 23 liter capacity, includes stainless steel screws and dowels.

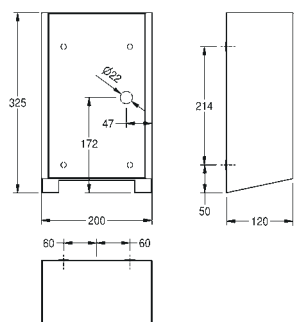
Dimensions 408 x 1145 x 169 mm (W x H x D)

RODX617E

2000101220

ACCESSORIES

General



EXOS. ELECTRONIC HAND DRYER

Hand dryer for wall mounting, stainless steel with satin-finish and InoxPlus surface refinement for the reduction of finger marks and better cleaning characteristics (easy to clean), material thickness 1.2 mm, with contactless opto-electronic sensor for touch-free operation, adjustable hot air temperature, sensor range adjustable from 10 to 25 cm, protection from continuous operation with automatic switch-off after 60 seconds, air speed adjustable, cable and plug not included.

Connection voltage 230 V, 50-60 Hz, Total power 1000 W, Heater 500 W, Motor 500 W, Air volume 80 m³/h, Air velocity 95-115 m/s
Dimensions 200 x 325 x 120 mm (W x H x D)

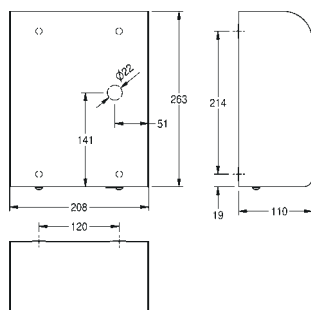
EXOS220X 2030027981

Front with black safety glass panel

EXOS220B 2030034622

Front with white safety glass panel

EXOS220W 2030034660

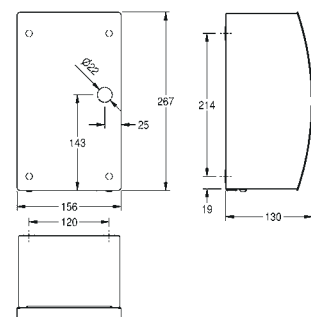


TOUCH FREE ELECTRONIC HAND DRYER

Touch free electronic warm air hand dryer for wall mounting, stainless steel, surface satin finished, front with InoxPlus surface refinement for the reduction of finger marks and better cleaning characteristics (easy to clean), material thickness 1.5mm, curved front cover, infra-red sensor activity for non-touch operation, adjustable warm air temperature, sensor range adjustable from 10 to 25 cm, automatic power shut-off after 60 seconds, adjustable air velocity allows to shorten the drying time considerably, cable and plug not included.

Connection voltage 230 V, 50-60 Hz, Total power 1000 W, Heater 500 W, Motor 500 W, Air volume 80 m³/h, Air velocity 95-115 m/s

DRYX220 2030028804

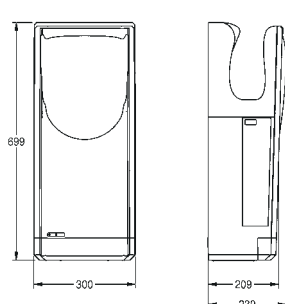


STRATOS ELECTRONIC HAND DRYER

Touch free electronic warm air hand dryer for wall mounting, stainless steel, surface satin finished, front with InoxPlus surface refinement for the reduction of finger marks and better cleaning characteristics (easy to clean), material thickness 1.5mm, curved front cover, infra-red sensor activity for non-touch operation, adjustable warm air temperature, sensor range adjustable from 10 to 25 cm, automatic power shut-off after 60 seconds, adjustable air velocity allows to shorten the drying time considerably, cable and plug not included.

Connection voltage 230-240 V, 50-60 Hz, Total power 1000 W, Heater 500 W, Motor 500 W, Air volume 80 m³/h, Air velocity 95-115 m/s
Dimensions 156 x 267 x 130 mm (W x H x D)

STRX220 2030027296

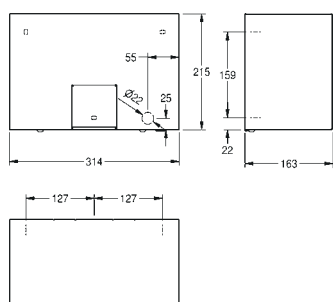


HANDS-IN DRYER

High Speed "Hands-in" hand dryer for wall mounting, antibacterial ABS plastic, colour silver, drying time 7-10 seconds, hygienic thanks to non-contact opto-electronically controlled release and integrated HEPA filter, adjustable air speed, optionally warm or cold air, auto shutdown after 25 seconds, water tank and discharge can be cleaned separately, protection class IPX4. Cable and plug not included in scope of delivery.

Supply voltage 220-240 V, 50-60 Hz, Performance overall 1250-1650 W, Heating 550 W, Noise 65-69 dB @ 1m, Air speed 75-100 m/s
Water tank capacity 800 ml
Dimensions 300 x 699 x 230 mm (W x H x D)

DRYX500N 2030044751



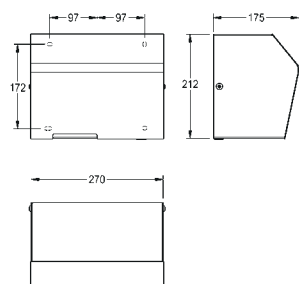
RODAN ELECTRONIC HAND DRYER

Touch free electronic warm air hand dryer for wall mounting, stainless steel, surface satin finished, material thickness 1.2 mm, infrared sensor activity for non-touch operation, sensor range adjustable from 10 to 30 cm, cable and plug not included.

Connection voltage 230 V, 50 Hz
Total power 2200 W
Heater 2100 W
Motor 100 W
Motor min 2850 U/min
Air volume 274 m³/h
Air velocity 15.5 m/s
Dimensions 314 x 215 x 163 mm (W x H x D)

RODX310

2000090055



RODAN HAND DRYER

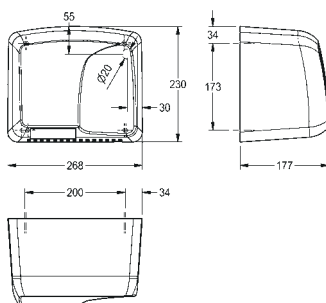
Touch free electronic warm air hand dryer for wall mounting, stainless steel, surface satin finished, front material thickness is 1.2mm, infrared sensor activity for non-touch operation, sensor range adjustable from 10 to 30 cm, automatic power shut-off after 60 s, cable and plug not included.

Connection voltage 230V, 50Hz
Total power 1800W
Heater 1720 W
Motor 80W with 2850 rpm
Air volume 255 m³/h
Air velocity 14.5 m/s

RODX320

2000101043

Also available in Stainless Steel grade 316L



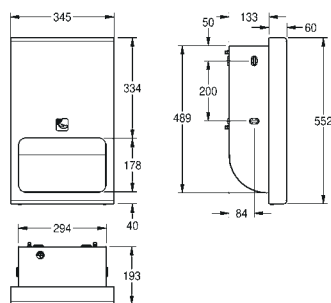
DRYERS ELECTRONIC HAND DRYER

Touch free electronic warm air hand dryer for wall mounting, material thickness 3 mm, infrared sensor activity for non-touch operation, sensor range adjustable from 10 to 30 cm, automatic power shut-off after 60 s, cable and plug not included.

Dimensions 268 x 230 x 177 mm (W x H x D)
Connection voltage 230 V, 50 Hz
Total power 1800 W
Heater 1720 W
Motor 80 W motor with 2850 rpm
Air volume 255 m³/h
Air velocity 14.5 m/s

ARTW410

2000056770



HAND DRYER, SEMI-RECESSED

Touch free electronic warm air hand dryer for semi-recessed wall mounting, stainless steel, surface satin finished, material thickness 1.0 mm, infrared sensor activity for non-touch operation, sensor range adjustable from 5 to 33 cm, automatic power shut-off after 60 seconds, due to the extreme high, adjustable air velocity the drying time is shortened strongly, cable and plug not included.

Connection voltage 230 V, 50 Hz
Total power 1500 W
Heater 800 W
Motor 700 W
Air volume 120 m³/h
Air velocity 75-110 m/s

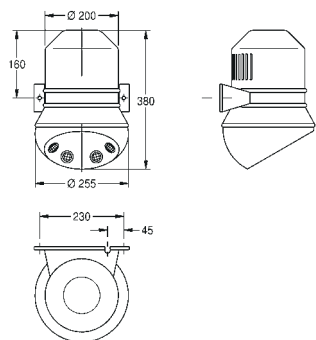
FRK209002

2030015658

Also available in Stainless Steel grade 316L

ACCESSORIES

General

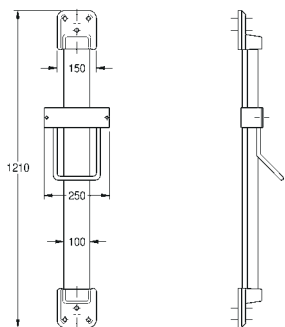


DRYERS ELECTRONIC HAIR DRYER

Hair dryer Progress ARTH210, with infrared sensor for touch-free operation. Housing made of powder coated sheet steel, drying area made of Makrolon.

Colour engine silver (RAL 9022) and pearl-gentian (RAL 5025)
 Air volume 210 m³/h = 58 l/s
 Total power 1300 W
 Connection voltage 230 V, 50 Hz
 Dimensions 255 x 380 x 260 mm (W x H x D)
 With opto sensor for touch free operation

ARTH210 2000090042

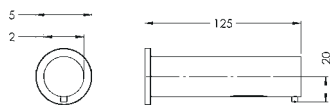


HEIGHT ADJUSTMENT

Height adjustment ARTH101 for hair dryer PROGRESS, continuous adjustment range of 600 mm, guide rail made of anodized special aluminum, with 4 mm thick crystal mirror and concealed, vandal-proof cable routing, colour engine silver / perl-gentian.

Dimensions 250 x 1200 x 140 mm (W x H x D)

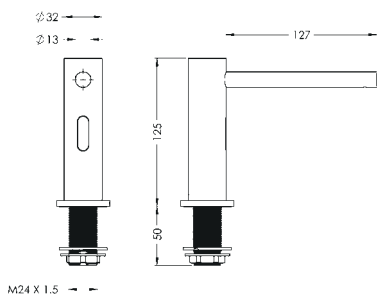
ARTH101 2000090041



ELECTRONIC SOAP DISPENSER

Wall mounted electronic soap dispenser for concealed backwall installations, opto-electronically controlled, to be connected to an either on-wall or backwall mounted intended unit. The unit consists of a tank for liquid soap, a power supply and a pump unit, including 4 adjustable volumes per sensor operation. Sensor located inside all-metal housing, polished chromium-plated brass. Mains plug-in power supply unit 230 V AC including optional backup battery or external battery operation 6V DC only (4 x AA, batteries not included).

SD99-009 2030039032



ELECTRONIC SOAP DISPENSER

Deck mounted electronic soap dispenser, opto-electronically controlled, to be connected to an on-wall mounted intended unit. The unit consists of a tank for liquid soap, a power supply and a pump unit, including 4 adjustable volumes per sensor operation. Sensor located inside all-metal housing, polished chromium-plated brass. Mains plug-in power supply unit 230 V AC including optional backup battery or external battery operation 6 V DC only (4 x AA, batteries not included).

SD99-010 2030039038

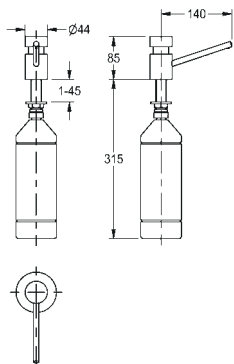


TABLE-TOP SOAP DISPENSER

Soap dispenser for table top mounting into worktops with max. 45 mm thickness, high polished chromated brass, requires 22 mm drilling hole, 1/2" thread, spout not movable, spout length 140 mm, suitable for liquid soaps and lotions, 1 liter soap tank with membrane for pressure balance, filled from above.

With standard body length (85 mm)
Dimensions 44 x 400 x 162 mm (W x H x D)

SD80 2000056721

Consumables

Liquid soap, 1 litre (minimum order quantity: 6 pieces)
SO1L 2000057162

Liquid soap, in 10 litre canister
SO10L 2000057168

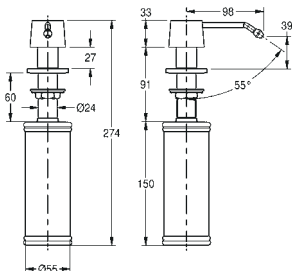
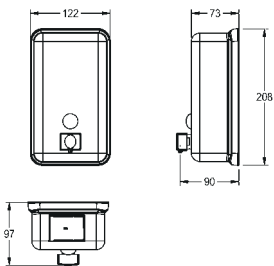


TABLE TOP SOAP DISPENSER

Soap dispenser for table top mounting into worktops with max. 45 mm thickness, stainless steel, requires 22 mm drilling hole, 1/2" thread, spout not movable, spout length 95.5 mm suitable for liquid soaps and lotions, 400 ml soap tank with membrane for pressure balance, filled from above. Surface satin finish.

FRKSD0102S 2000106592

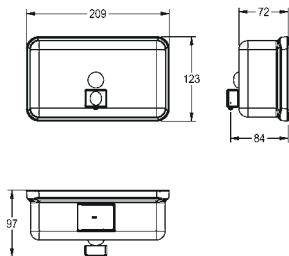
Surface high polish finish
FRKSD0102P 2000106593



SOAP DISPENSER

Soap dispenser for wall mounting, stainless steel, surface satin finished, material thickness 0.80mm, with lock/key, suitable for PH neutral liquid soaps, capacity up to 1.2 liter liquid soap, push button on front with black valve, incl. stainless steel screws and dowels.

SDA605 2030029923



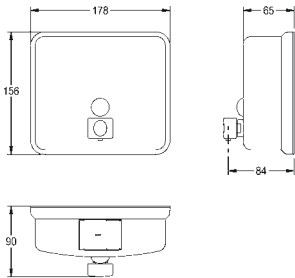
SOAP DISPENSER

Soap dispenser for wall mounting, stainless steel, surface satin finished, material thickness 22 gauge, with lock/key, suitable for PH neutral liquid soaps, capacity up to 2 liter liquid soap, push button on front with black valve, incl. stainless steel screws and dowels.

SDA600 2030029886

ACCESSORIES

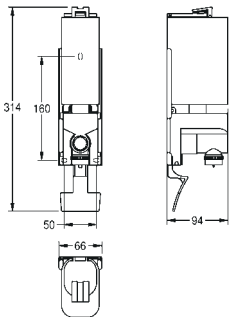
General



SOAP DISPENSER

Soap dispenser for wall mounting, stainless steel, surface satin finished, material thickness 1.00mm, with lock/key, suitable for PHneutral liquid soaps, capacity up to 1.0 liter liquid soap, push button on front with black valve, includes stainless steel screws and dowels.

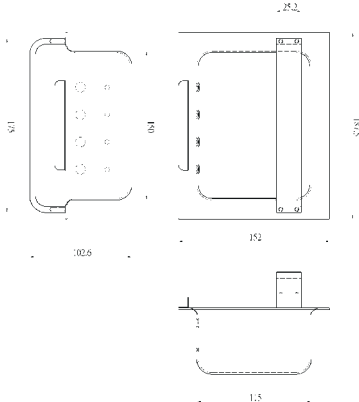
FRK502001 2030034274



SOAP DISPENSER BEHIND THE MIRROR

Soap dispenser for behind the mirror mounting, equipped with Swiss made precision pump with integrated reservoir and refill compartment for liquid soaps, shower gel, hand cream, etc., complete with stainless steel 304 mounting plate, includes stainless steel screws.

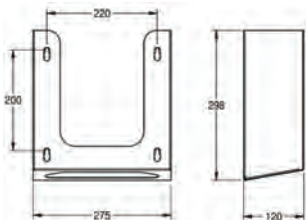
Dimensions 77 x 275 x 94 mm (W x H x D)
FRK10284ME 2030013877



SOAP DISPENSER (SPECIAL NEEDS)

Soap dispenser for special needs, stainless steel, surface satin finished, equipped with a small front handle, recessed-mounting.

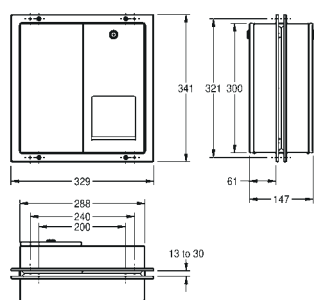
SDA238 2030033737



PAPER TOWEL DISPENSER FOR BEHIND THE MIRROR MOUNTING

Paper towel dispenser for behind the mirror mounting, stainless steel, surface satin finished, material thickness 1.0 mm, loading capacity 700 pcs. of folded paper towels depending on convolution, incl. stainless steel screws and dowels.

Dimensions 275 x 298 x 120mm (W x H x D)
FRK201011ME 2030014949

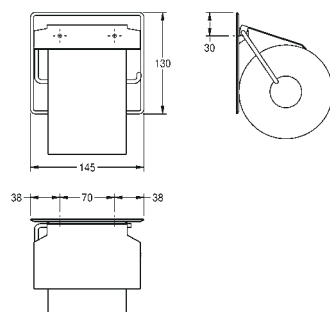


PARTITION MOUNTED WC ROLL HOLDER

Partition - Mounted WC roll holder with spindle system for partition mounting, stainless steel, surface satin finished, material thickness 0.8 mm, folded front cover, cylinder lock with Franke standard key, for 4 rolls with max. Ø 120 mm, second roll will be released after consumption of first roll, reserve roll not visible, incl. stainless steel screws.

FRK203018

2030025070



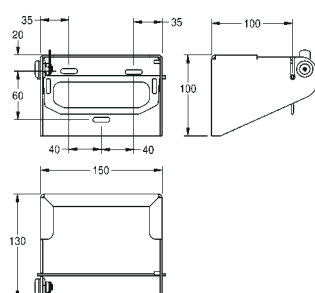
TOILET ROLL HOLDER

Toilet roll holder for wall mounting, stainless steel, surface satin finished, material thickness 0.8 mm, folding cover, for 1 roll with max. Ø 130 mm, includes stainless steel screws and dowels.

Dimensions 145 x 130 x 25 mm (W x H x D)

BS677

2000057045



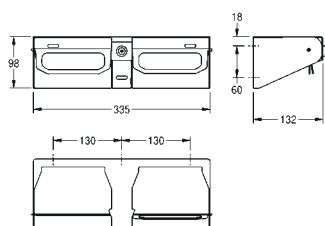
TOILET ROLL HOLDER

Toilet roll holder for wall mounting, stainless steel, surface satin finished, material thickness 3 mm, cylinder lock with Franke standard key, for 1 roll with max. Ø 140 mm, thief protected spindle, controlled paper consumption due to spindle stop mechanism, includes stainless steel screws and dowels.

Dimensions 150 x 100 x 130 mm (W x H x D)

CHRX675

2000057143



TOILET ROLL HOLDER

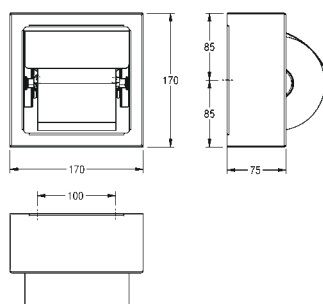
Double toilet roll holder for wall mounting, stainless steel, surface satin finished, material thickness 2 mm, cylinder lock with Franke standard key, for 2 rolls with max. Ø 140 mm, thief protected spindles, controlled paper consumption due to spindle stop mechanism, includes stainless steel screws and dowels.

CHRX676N

2030028851

ACCESSORIES

General

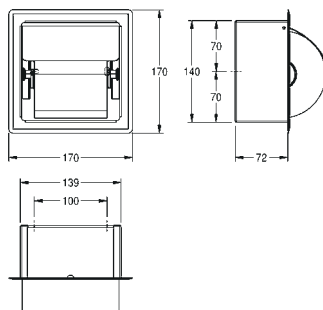


WC 1-ROLL HOLDER FOR WALL MOUNTING

Single toilet roll holder for wall mounting, stainless steel, surface satin finished, material thickness 0.8 mm, round cover, for 1 roll with max. Ø 120 mm, includes stainless steel screws and dowels.

FRK203010

2030037193

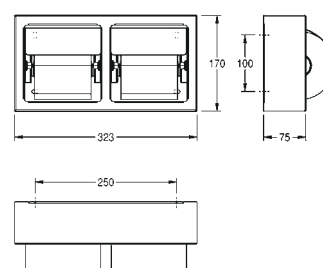


SINGLE TOILET ROLL HOLDER FOR RECESSED MOUNTING

Single toilet roll holder for recessed mounting, stainless steel, surface satin finished, material thickness 0.8 mm, round cover, for 1 roll with max. Ø 120 mm, includes stainless steel screws and dowels.

FRK203010E

2030037206

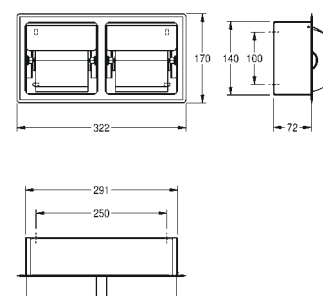


DOUBLE TOILET ROLL HOLDER - HORIZONTAL FOR WALL MOUNTING

Double toilet roll holder - horizontal for wall mounting, stainless steel, surface satin finished, material thickness 0.8 mm, round cover, for 2 rolls with max. Ø 120 mm, includes stainless steel screws and dowels.

FRK203007

2030037172

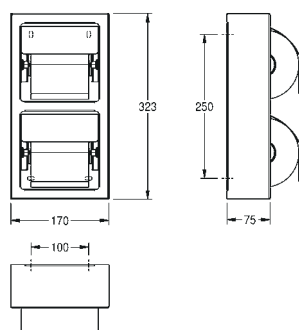


DOUBLE TOILET ROLL HOLDER

Double toilet roll holder - horizontal for recessed mounting, stainless steel, surface satin finished, material thickness 0.8 mm, round cover, for 2 rolls with max. Ø 120 mm, incl. stainless steel screws and dowels.

FRK203007E

2030038933

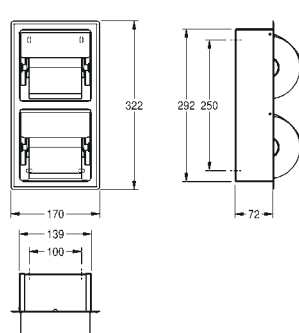


DOUBLE TOILET ROLL HOLDER

Double toilet roll holder – vertical for wall mounting, stainless steel, surface satin finished, material thickness 0.8 mm, round cover, for 2 rolls with max. Ø 120 mm, includes stainless steel screws and dowels.

FRK203008

2030037173



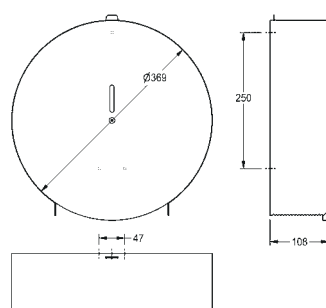
DOUBLE TOILET ROLL HOLDER

Double toilet roll holder – vertical for recessed mounting, stainless steel, surface satin finished, material thickness 0.8 mm, round cover, for 2 rolls with max. Ø 120 mm, includes stainless steel screws and dowels.

FRK203008E

2030038934

Also available in Stainless Steel grade **316L**



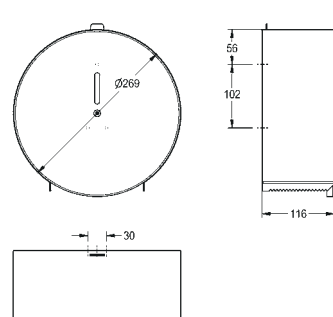
JUMBO TOILET ROLL HOLDER

Jumbo roll holder for wall mounting, stainless steel, surface satin finished, material thickness 0.9 mm, closed round casing with inspection window, paper withdrawal over two tear-off edges, locked with hexagonal allen screw, for 1 roll with max. Ø 350 mm, includes stainless steel screws, dowels and hexagonal allen key.

Dimensions 369 x 369 x 108 mm (W x H x D)

CHR670

2000057141



JUMBO TOILET ROLL HOLDER

Jumbo roll holder for wall mounting, stainless steel, surface satin finished, material thickness 0.8 mm, cylinder lock with Franke standard key, closed round casing with inspection window, paper withdrawal over two tear-off edges, for 1 roll with max. Ø 260 mm, includes stainless steel screws and dowels.

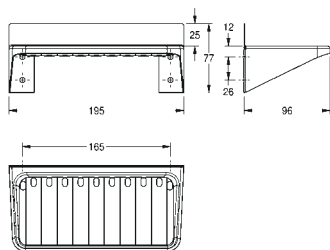
Dimensions 269 x 269 x 116 mm (W x H x D)

CHR669

2000060983

ACCESSORIES

General



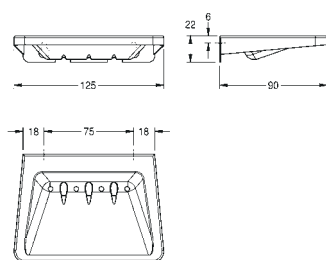
SOAP TRAY

Tray/shelf for wall mounting, stainless steel, surface satin finished, material thickness 0.8 mm, drilling holes for water drain, includes stainless steel screws and dowels.

Dimensions 195 x 77 x 96 mm (W x H x D)

BS648

2000057041



SOAP TRAY

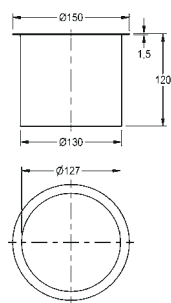
Soap tray for wall mounting, stainless steel, surface satin finished, material thickness 1.0 mm, deep drawn soap dish, includes stainless steel screws and dowels.

Dimensions 125 x 22 x 90 mm (W x H x D)

Soap dish with drainage

BS646

2000056910



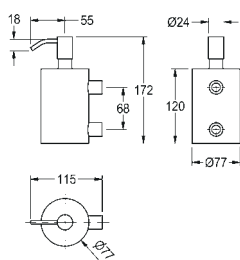
WASTE DISPOSAL CHUTE

Waste disposal barrel for table top mounting, stainless steel, visible surfaces satin finished, with raised edge, opening with 127 mm inner diameter, without waste container.

Dimensions 150 x 120 mm (D x H)

E-BS602E

2000101106

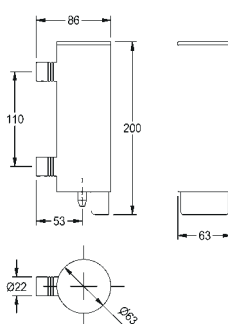


SOAP DISPENSER

Soap dispenser for wall mounting, stainless steel, suitable for PH neutral liquid soaps, capacity up to 400 mL, includes fixing screws.

SDA613HP

2030030522



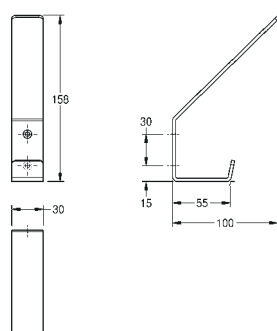
SOAP DISPENSER

Soap dispenser for wall mounting, stainless steel, surface satin finished, suitable for PH neutral liquid soaps, capacity up to 250mL liquid soap, push button on front with black valve, includes stainless steel screws and dowels.

Dimensions 64 x 200 x 88 mm (W x H x D)

FRK502002

2030034306



CLOTHES HOOK

Double cloth hook for wall mounting, stainless steel, surface satin finished, two drilled holes for fixation, includes stainless steel screws and dowels.

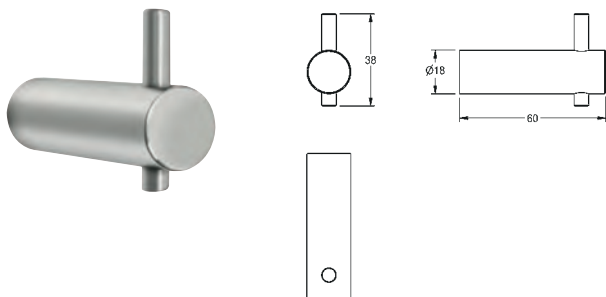
CHR690

2000057150

Also available in Stainless Steel grade **316L**

ACCESSORIES

General

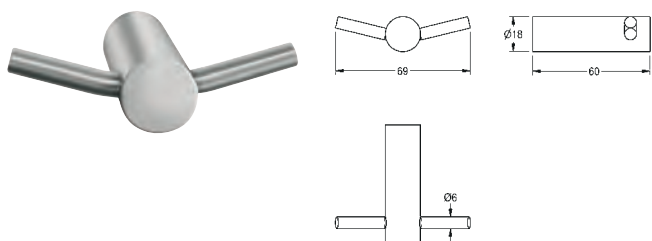


STRATOS CLOTHES HOOK

Hook for wall mounting, stainless steel, surface satin finished, 17 mm pipe diameter, drilled hole on bottom for fixation, includes stainless steel screws and dowels.

Dimensions 18 x 38 x 60 mm (W x H x D)

STRX692	2000057979
CLOTHES HOOK HOOK WITH DOOR STOPPER	
FRK10233	2030016320

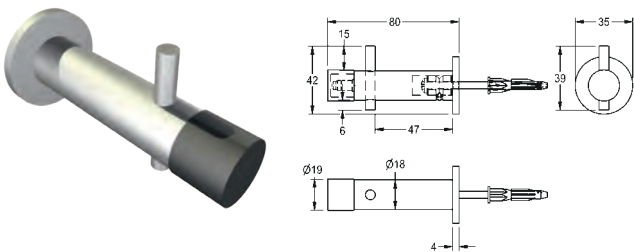


STRATOS CLOTHES HOOK

Double hook for wall mounting, stainless steel, surface satin finished, 18 mm pipe diameter, drilled hole on bottom for fixation, inclusive stainless steel screws and dowels.

Dimensions 69 x 18 x 60 mm (W x H x D)

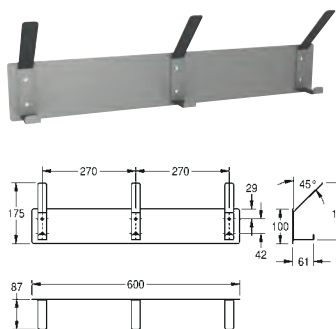
STRX694	2000057985
----------------	------------



COAT HOOK WITH DOOR STOPPER

Single coat hook with door stopper, for wall mounting, stainless steel, surface satin finished, rubber door stopper at front end and steel plate at rear end, drilled hole on bottom for fixation, includes stainless steel screws and dowels.

FRK10233	2030016320
-----------------	------------

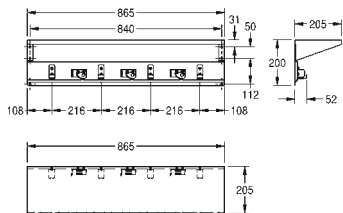


ROBE HANGER - 3 HOOKS

Robe hanger, 3 Hooks (vandal resistant) is made of stainless steel sheet Grade EN 1.4301 (304), material thickness is 1.2mm, surface satin finished. Includes SS security screws and brass dowels. Special key is also supplied my manufacturer.

FRK10112	2000106590
-----------------	------------

Also available in Stainless Steel grade **316L**

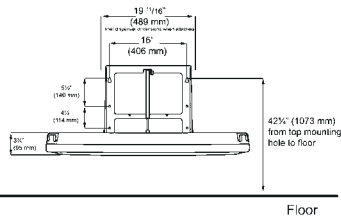


UTILITY SHELF WITH MOP HOLDER

Utility shelf with mop holder, 3x anti-slip mop holders (spring-loaded rubber cam) and 4x SS hooks, for wall mounting, stainless steel, surface satin-finished, 1.2mm material thickness for shelf, hooks and wall-mounted plate, shelf front edge is hemmed for safety, incl. stainless steel screws and dowels.

FRK207008 2030029994

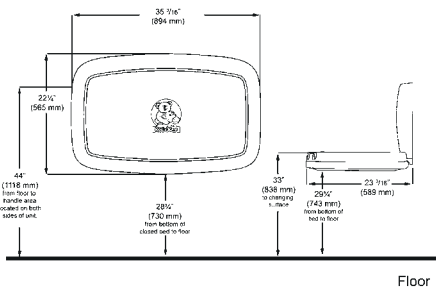
Also available in Stainless Steel grade 316L



BABY CHANGING UNIT

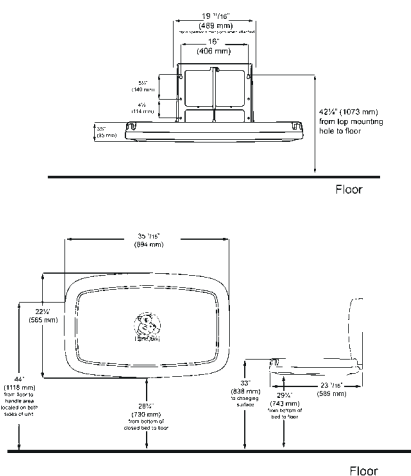
Constructed of polypropylene and a unibody steel chassis, this baby changing station supports 90kg / 200 lbs with minimal deflection. The steel-on-steel hinge has greater resistance to wear and improved durability and the gas spring mechanism ensures smooth open and close of the unit. Its sleek design and color palette matches modern restroom design and décor. The dual liner cavity with lock minimizes operator refills and discourages potential vandalism. The product includes child protection straps and bag hooks. ASTM and EN compliant. Meets ADA requirements when mounted properly. Bed surface exclusively contains Microban® antimicrobial, reducing odor causing bacteria. Liner dispenser features two liner cavities. Each cavity holds 25 liners, for a combined total of 50 liners per unit. Constructed with 16% recycled materials; contributes to LEED certified building requirements. Grey Color.

FRKKB200-01 2000106648



ACCESSORIES

General

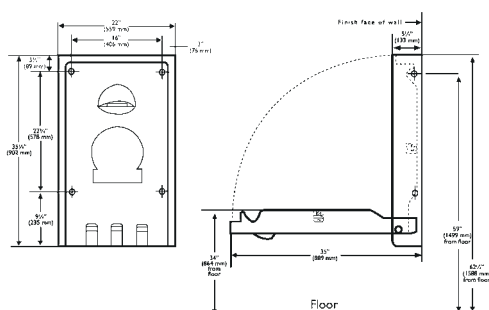


BABY CHANGING UNIT

Type 304 stainless steel veneer panel integrates with other satin-finish accessories in the washroom, constructed of polypropylene and a unibody steel chassis, this baby changing station supports 90kg / 200 lbs with minimal deflection. The steel-on-steel hinge has greater resistance to wear and improved durability and the gas spring mechanism ensures smooth open and close of the unit. Its sleek design and color palette matches modern restroom design and décor. The dual liner cavity with lock minimizes operator refills and discourages potential vandalism. The product includes child protection straps and bag hooks. ASTM and EN compliant. Meets ADA requirements when mounted properly. Bed surface exclusively contains Microban® antimicrobial, reducing odor causing bacteria. Liner dispenser features two liner cavities. Each cavity holds 25 liners, for a combined total of 50 liners per unit. Constructed with 16% recycled materials; contributes to LEED certified building requirements.

FRKKB200-SS-01

2000106649

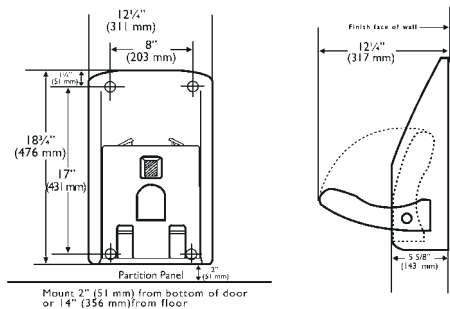


BABY CHANGING UNIT

Polyethylene surface mounted vertical baby changing station. Full length steel-on-steel hinges with 11 gauge steel mounting bracket eliminating plastic wear points and providing superior child protection and durability. Gas spring mechanism ensures smooth open and close. Built-in liner cavity and two bag hooks. Includes child safety straps. Bed surface exclusively contains Microban® antimicrobial, reducing odor causing bacteria. Constructed with 46% recycled materials; contributes to LEED certified building requirements.

FRKKB101-01

2000106650



CHILD PROTECTION SEAT

Koala polyethylene surface mounted vertical baby changing station. Full length steel-on-steel hinges with 11 gauge steel mounting bracket eliminating plastic wear points and providing superior child protection and durability. Gas spring mechanism ensures smooth open and close. Built-in liner cavity and two bag hooks. Includes child safety straps. Bed surface exclusively contains Microban® antimicrobial, reducing odor causing bacteria. Liner dispenser holds 20 liners. Constructed with 46% recycled materials; contributes to LEED certified building requirements. Grey color.

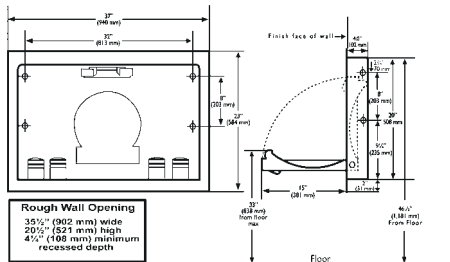
FRKKB102-01 2000106651



BABY CHANGING, RECESSED

Recess mounted, horizontal polyethylene baby changing station with stainless steel flange. Full length steel-on-steel hinges with 11 gauge steel mounting bracket eliminating plastic wear points and providing superior child protection and durability. Gas spring mechanism ensures smooth open and close. Built-in liner cavity and two bag hooks. Includes child safety straps. Bed surface exclusively contains Microban® antimicrobial, reducing odor causing bacteria. ASTM compliant. Meets ADA requirements when mounted properly. Liner dispensers holds 15 liners. Constructed with 48% recycled materials; contributes to LEED certified building requirements. Grey color.

FRKKB100-ST-01 2000106652





Accessories

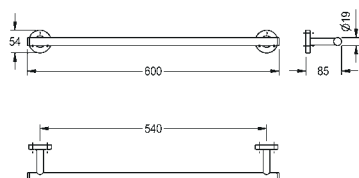
Franke's assortment of 304 Stainless Steel Accessories puts the finishing touches to a perfectly matching range of designs. Each range is created with different styles in mind, making it easy for a designer to integrate these accessories with almost any kind of design concept.

Features of the range:

- Each accessory range has fashioned an exclusive range of taps and shower system
- All accessories are available in satin and high-polished finish.
- Installation accessories included

HOTEL AND RESIDENTIAL

MEDIUS Accessories



MEDIUS INDIVIDUAL TOWEL RAIL

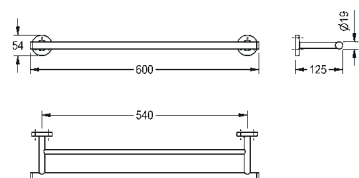
Single towel rail for wall mounting, 304 stainless steel, round covers to conceal the fixing of screws, inclusive stainless steel screws and dowels.

Surface high polished
Dimensions 600 x 54 x 85 mm (W x H x D)

MEDX001HP 2000106243

Surface satin finished

MEDX001 2000106242



MEDIUS DOUBLE TOWEL RAIL

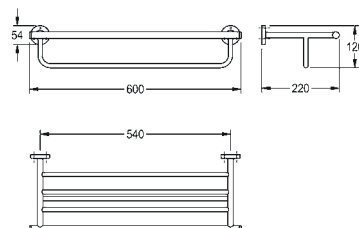
Double towel rail for wall mounting, 304 stainless steel, round covers to conceal the fixing of screws, inclusive stainless steel screws and dowels.

Surface high polished
Dimensions 600 x 54 x 125 mm (W x H x D)

MEDX002HP 2000106245

Surface satin finished

MEDX002 2000106244



MEDIUS DOUBLE TOWEL RAIL RACK

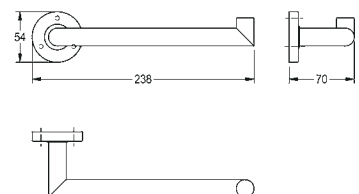
Double towel rack in combination of towel shelf and rail for wall mounting, 304 stainless steel, round covers to conceal the fixing of screws, inclusive stainless steel screws and dowels.

Surface high polished
Dimensions 600 x 120 x 220 mm (W x H x D)

MEDX012HP 2000106257

Surface satin finished

MEDX012 2000106256



MEDIUS TOWEL ARM

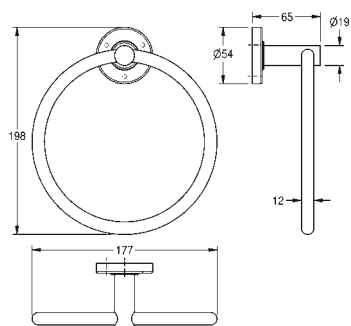
Towel arm for wall mounting, 304 stainless steel, round covers to conceal the fixing of screws, inclusive stainless steel screws and dowels.

Surface high polished
Dimensions 238 x 54 x 70 mm (W x H x D)

MEDX004HP 2000106247

Surface satin finished

MEDX004 2000106246

**MEDIUS TOWEL RING**

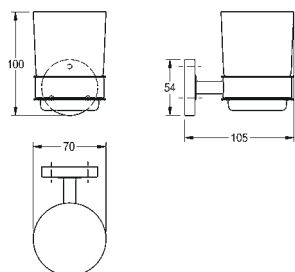
Towel ring for wall mounting, 304 stainless steel, round covers to conceal the fixing of screws, inclusive stainless steel screws and dowels.

Surface high polished
Dimensions 177 x 198 x 65 mm (W x H x D)

MEDX104HP 2000106385

Surface satin finished

MEDX104 2000106384

**MEDIUS TUMBLER HOLDER**

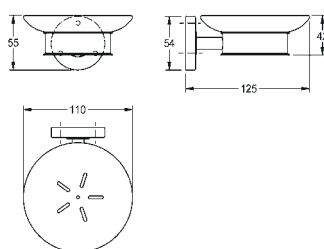
Tumbler holder for wall mounting, 304 stainless steel, glass cup, round covers to conceal the fixing of screws, inclusive stainless steel screws and dowels.

Surface high polished
Dimensions 70 x 100 x 105 mm (W x H x D)

MEDX006HP 2000106251

Surface satin finished

MEDX006 2000106250

**MEDIUS SOAP TRAY**

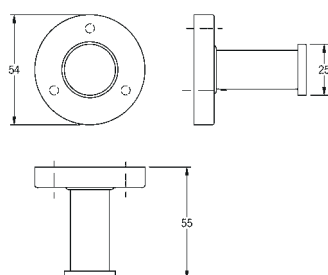
Soap dish for wall mounting, 304 stainless steel, glass dish, round covers to conceal the fixing of screws, inclusive stainless steel screws and dowels.

Surface high polished
Dimensions 110 x 55 x 125 mm (W x H x D)

MEDX007HP 2000106253

Surface satin finished

MEDX007 2000106252

**MEDIUS ROBE HOOK**

Single robe hook for wall mounting, 304 stainless steel, round cover to conceal the fixing of screws, inclusive stainless steel screws and dowels.

Surface high polished
Dimensions 54 x 54 x 55 mm (W x H x D)

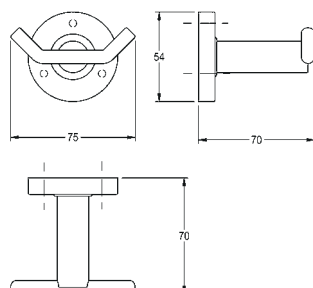
MEDX010HP 2000106255

Surface satin finished

MEDX010 2000106254

HOTEL AND RESIDENTIAL

MEDIUS / FIRMUS Accessories



MEDIUS DOUBLE ROBE HOOK

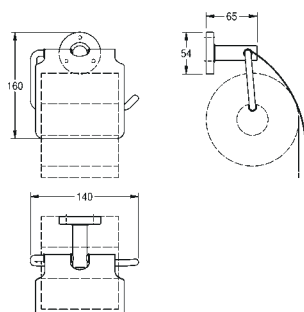
Double robe hook for wall mounting, 304 stainless steel, round cover to conceal the fixing of screws, inclusive stainless steel screws and dowels.

Surface high polished
Dimensions 75 x 54 x 70 mm (W x H x D)

MEDX0110HP 2000106261

Surface satin finished

MEDX0110 2000106260



MEDIUS TOILET ROLL HOLDER

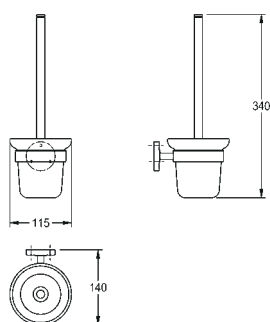
Toilet roll holder for wall mounting, 304 stainless steel, for 1 roll with max. Ø 130mm, stainless steel folding cover, round cover to conceal the fixing of screws, inclusive stainless steel screws and dowels.

Surface high polished
Dimensions 140 x 160 x 65 mm (W x H x D)

MEDX111HP 2000106263

Surface satin finished

MEDX111 2000106262



MEDIUS TOILET BRUSH HOLDER

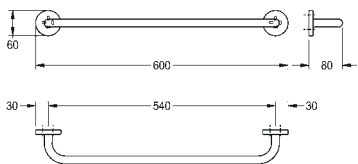
Toilet brush holder for wall mounting, 304 stainless steel handle with nylon brush, glass cup, round covers to conceal the fixing of screws, inclusive stainless steel screws and dowels.

Surface high polished
Dimensions 115 x 340 x 140 mm (W x H x D)

MEDX005HP 2000106249

Surface satin finished

MEDX005 2000106248



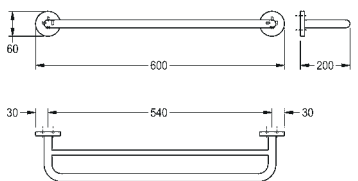
FIRMUS INDIVIDUAL TOWEL RAIL

Single towel rail for wall mounting, 304 stainless steel, round covers with drilled hole on bottom for fixation, inclusive stainless steel screws and dowels.

Surface high polished
Dimensions 600 x 60 x 80 mm (W x H x D)

FIRMUS001HP 2000106265

Surface satin finished
FIRMUS001 2000106264



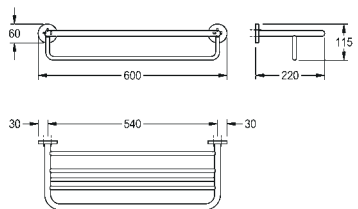
FIRMUS DOUBLE TOWEL RAIL

Double towel rail for wall mounting, 304 stainless steel, round covers with drilled hole on bottom for fixation, inclusive stainless steel screws and dowels.

Surface high polished
Dimensions 600 x 60 x 200 mm (W x H x D)

FIRMUS002HP 2000106267

Surface satin finished
FIRMUS002 2000106266



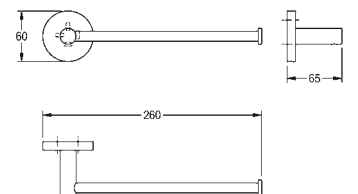
DOUBLE TOWEL RAIL RACK

Double towel rack in combination of towel shelf and rail for wall mounting, 304 stainless steel, round covers with drilled hole on bottom for fixation, inclusive stainless steel screws and dowels.

Surface high polished
Dimensions 600 x 115 x 220 mm (W x H x D)

FIRMUS012HP 2000106281

Surface satin finished
FIRMUS012 2000106280



FIRMUS TOWEL ARM

Towel arm for wall mounting, 304 stainless steel, round covers with drilled hole on bottom for fixation, inclusive stainless steel screws and dowels.

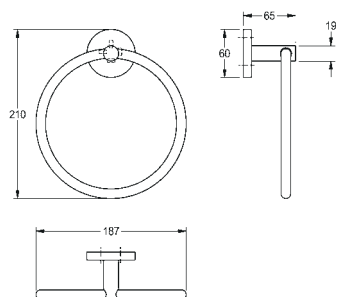
Surface high polished
Dimensions 260 x 60 x 65 mm (W x H x D)

FIRMUS004HP 2000106271

Surface satin finished
FIRMUS004 2000106270

HOTEL AND RESIDENTIAL

FIRMUS Accessories



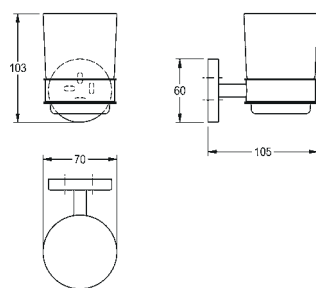
FIRMUS TOWEL RING

Towel ring for wall mounting, 304 stainless steel, round covers with drilled hole on bottom for fixation, inclusive stainless steel screws and dowels.

Surface high polished
Dimensions 187 x 210 x 65 mm (W x H x D)

FIRX104HP 2000106283

Surface satin finished
FIRX104 2000106282



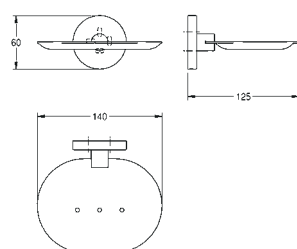
FIRMUS TUMBLER HOLDER

Tumbler holder for wall mounting, 304 stainless steel, glass cup, round covers with drilled hole on bottom for fixation, inclusive stainless steel screws and dowels.

Surface high polished
Dimensions 70 x 103 x 105 mm (W x H x D)

FIRX006HP 2000106275

Surface satin finished
FIRX006 2000106274



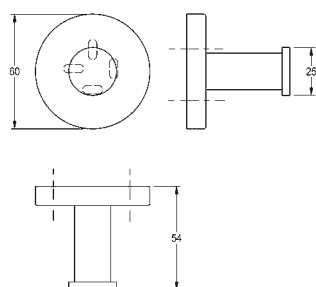
FIRMUS SOAP TRAY

Soap dish for wall mounting, 304 stainless steel, round covers with drilled hole on bottom for fixation, inclusive stainless steel screws and dowels.

Surface high polished
Dimensions 140 x 60 x 125 mm (W x H x D)

FIRX107HP 2000106285

Surface satin finished
FIRX107 2000106284



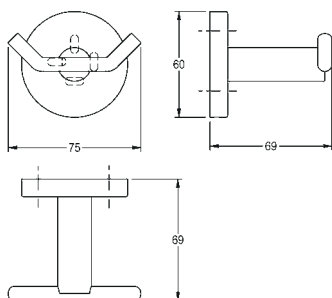
FIRMUS ROBE HOOK

Single robe hook for wall mounting, 304 stainless steel, round covers with drilled hole on bottom for fixation, inclusive stainless steel screws and dowels.

Surface high polished
Dimensions 60 x 60 x 54 mm (W x H x D)

FIRX010HP 2000106279

Surface satin finished
FIRX010 2000106278



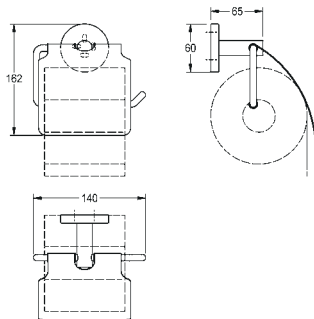
FIRMUS DOUBLE ROBE HOOK

Double robe hook for wall mounting, 304 stainless steel, round covers with drilled hole on bottom for fixation, inclusive stainless steel screws and dowels.

Surface high polished
Dimensions 75 x 60 x 69 mm (W x H x D)

FIRX0110HP 2000106287

Surface satin finished
FIRX0110 2000106286



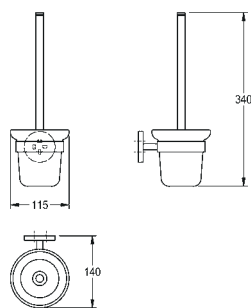
FIRMUS TOILET ROLL HOLDER

Toilet roll holder for wall mounting, 304 stainless steel, for 1 roll with max. Ø 130mm, stainless steel folding cover, round covers with drilled hole on bottom for fixation, inclusive stainless steel screws and dowels.

Surface high polished
Dimensions 140 x 162 x 65 mm (W x H x D)

FIRX111HP 2000106289

Surface satin finished
FIRX111 2000106288



FIRMUS TOILET BRUSH HOLDER

Toilet brush holder for wall mounting, 304 stainless steel handle with nylon brush, glass cup, round covers to conceal the fixing of screws, inclusive stainless steel screws and dowels.

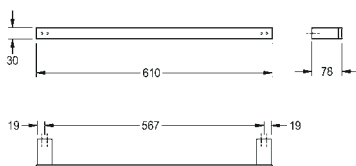
Surface high polished
Dimensions 115 x 340 x 140 mm (W x H x D)

FIRX005HP 2000106273

Surface satin finish
FIRX005 2000106272

HOTEL AND RESIDENTIAL

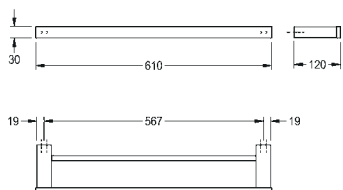
VENUS Accessories



VENUS SINGLE TOWEL RAIL

VENX001HP Single towel rail for wall mounting, 304 stainless steel, drilled hole on bottom for fixation, incl. stainless steel screws and dowels.
Surface: high polished
Dimensions 610 x 30 x 78 mm (W x H x D)

VENX001HP	2000106323
Surface satin finished	
VENX001	2000106322

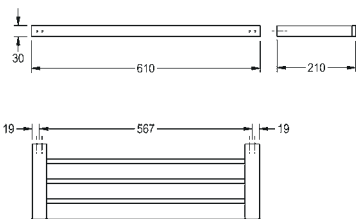



VENUS DOUBLE TOWEL RAIL

Double towel rail for wall mounting, 304 stainless steel, drilled hole on bottom for fixation, incl. stainless steel screws and dowels.

Surface: high polished
Dimensions 610 x 30 x 120 mm (W x H x D)

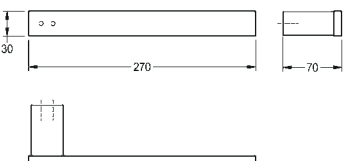
VENX002HP	2000106325
Surface satin finished	
VENX002	2000106324



VENUS TRIPLE TOWEL RACK

Triple towel rack for wall mounting, 304 stainless steel, drilled hole in bottom for fixation, incl. stainless steel screws and dowels.
Surface: high polished
Dimensions 610 x 30 x 210 mm (W x H x D)

VENX312HP	2000106343
Surface satin finished	
VENX312	2000106342

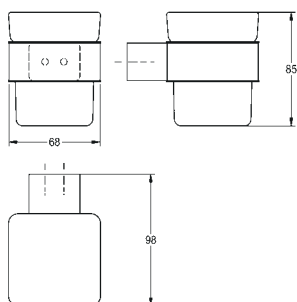


VENUS TOWEL ARM

Towel arm for wall mounting, 304 stainless steel, drilled hole on bottom for fixation, incl. stainless steel screws and dowels. Surface: high polished

Dimensions 270 x 30 x 70 mm (W x H x D)

VENX004HP	2000106329
Surface satin finished	
VENX004	2000106328



VENUS TUMBLER HOLDER

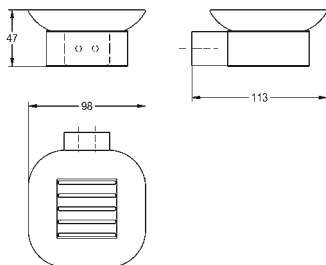
Tumbler holder for wall mounting, 304 stainless steel, square glass cup, drilled holes on bottom for fixation, incl. stainless steel screws and dowels. Surface: high polished

Dimensions 68 x 85 x 98 mm (W x H x D)

VENX006HP 2000106333

Surface satin finished

VENX006 2000106332



VENUS SOAP DISH

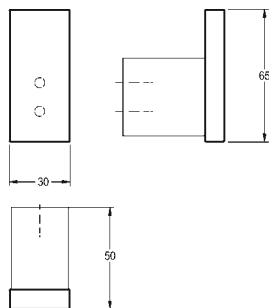
Soap dish for wall mounting, 304 stainless steel, square glass dish, drilled holes on bottom for fixation, incl. stainless steel screws and dowels. Surface: high polished

Dimensions 98 x 47 x 113 mm (W x H x D)

VENX007HP 2000106335

Surface satin finished

VENX007 2000106334



VENUS SINGLE ROBE HOOK

VENX010HP Single robe hook for wall mounting, 304 stainless steel, drilled hole on bottom for fixation, incl. stainless steel screws and dowels.

Surface high polished

Dimensions 30 x 65 x 50 mm (W x H x D)

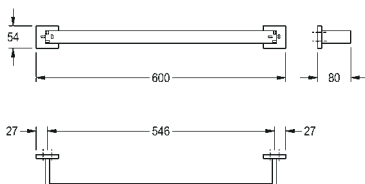
VENX010HP 2000106337

Surface satin finished

VENX010 2000106336

HOTEL AND RESIDENTIAL

CUBUS Accessories



CUBUS INDIVIDUAL TOWEL RAIL

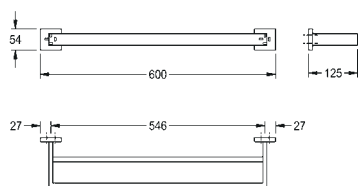
Single towel rail for wall mounting, 304 stainless steel, square covers with drilled hole on bottom for fixation, inclusive stainless steel screws and dowels.

Surface high polished
Dimensions 600 x 54 x 80 mm (W x H x D)

CUBX001HP 2000106345

Surface satin finished

CUBX001 2000106344



CUBUS DOUBLE TOWEL RAIL

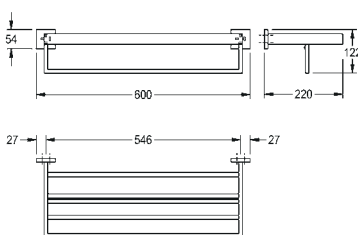
Double towel rail for wall mounting, 304 stainless steel, square covers with drilled hole on bottom for fixation, inclusive stainless steel screws and dowels.

Surface high polished
Dimensions 600 x 54 x 125 mm (W x H x D)

CUBX002HP 2000106347

Surface satin finished

CUBX002 2000106346



CUBUS DOUBLE TOWEL RAIL

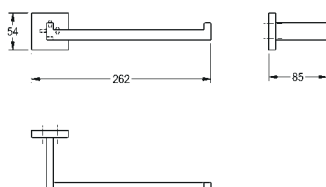
Double towel rack in combination of towel shelf and rail for wall mounting, 304 stainless steel, square covers with drilled hole on bottom for fixation, inclusive stainless steel screws and dowels.

Surface high polished
Dimensions 600 x 122 x 220 mm (W x H x D)

CUBX012HP 2000106361

Surface satin finished

CUBX012 2000106360



CUBUS TOWEL ARM

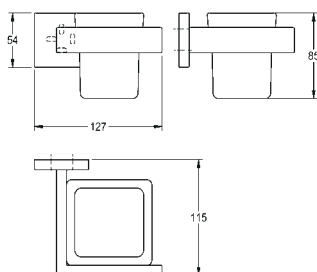
Towel arm for wall mounting, 304 stainless steel, square covers with drilled hole on bottom for fixation, inclusive stainless steel screws and dowels.

Surface high polished
Dimensions 262 x 54 x 85 mm (W x H x D)

CUBX004HP 2000106351

Surface satin finished

CUBX004 2000106350



CUBUS TUMBLER HOLDER

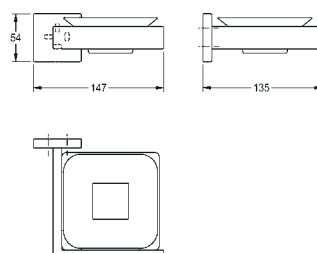
Tumbler holder for wall mounting, 304 stainless steel, square glass cup, square cup with drilled holes on bottom for fixation, inclusive stainless steel screws and dowels.

Surface high polished
Dimensions 127 x 85 x 115 mm (W x H x D)

CUBX006HP 2000106355

Surface satin finished

CUBX006 2000106354



CUBUS SOAP TRAY

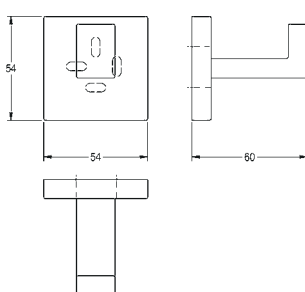
Soap dish for wall mounting, 304 stainless steel, glass dish, square covers with drilled hole on bottom for fixation, inclusive stainless steel screws and dowels.

Surface high polished
Dimensions 147 x 54 x 135 mm (W x H x D)

CUBX007HP 2000106357

Surface satin finished

CUBX007 2000106356



CUBUS ROBE HOOK

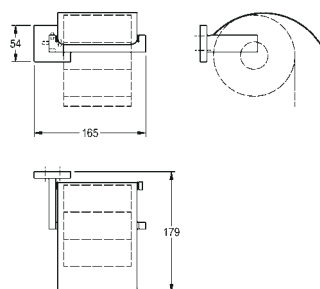
Single robe hook for wall mounting, 304 stainless steel, square covers with drilled hole on bottom for fixation, inclusive stainless steel screws and dowels.

Surface high polished
Dimensions 54 x 54 x 60 mm (W x H x D)

CUBX010HP 2000106359

Surface satin finished

CUBX010 2000106358



CUBUS TOILET ROLL HOLDER

Toilet roll holder for wall mounting, 304 stainless steel, for 1 roll with max. Ø 130mm, stainless steel folding cover, square cover with drilled hole on bottom for fixation, inclusive stainless steel screws and dowels.

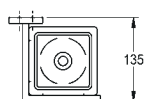
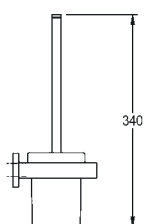
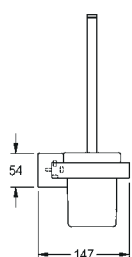
Surface high polished
Dimensions 165 x 54 x 179 mm (W x H x D)

CUBX111HP 2000106363

Surface satin finished

CUBX111 2000106362

HOTEL AND RESIDENTIAL



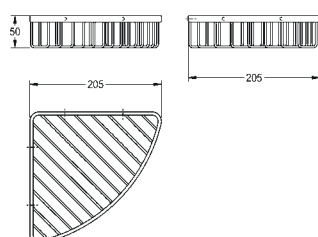
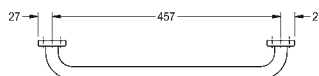

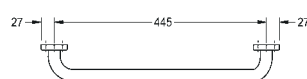
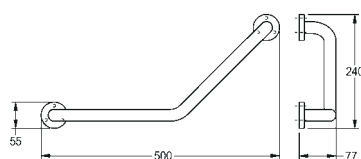
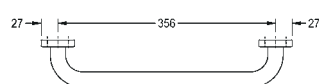

CUBUS TOILET BRUSH HOLDER

Toilet brush holder for wall mounting, 304 stainless steel handle with nylon brush, square glass cup, square cover with drilled hole on bottom for fixation, inclusive stainless steel screws and dowels.

Surface high polished
Dimensions 147 x 340 x 135 mm (W x H x D)

CUBX005HP 2000106353

Surface satin finished
CUBX005 2000106352



GRAB BAR

Grab bar for wall mounting, 304 stainless steel, Ø 25mm pipe, easy grip surface, round covers to conceal the fixing of screws.

Surface high polished
Dimensions 411 x 55 x 77 mm (W x H x D)

MISX30014HP

2000106377

ANGLE GRAB BAR

135° angle grab bar for wall mounting, 304 stainless steel, Ø 25mm pipe, easy grip surface, round covers to conceal the fixing of screws.

Surface high polished
Dimensions 512 x 55 x 77 mm (W x H x D)

MISX30218HP

2000106379

GRAB BAR

Grab bar for wall mounting, 304 stainless steel, Ø 25mm pipe, easy grip surface, round covers to conceal the fixing of screws.

Surface high polished
Dimensions 500 x 240 x 77 mm (W x H x D)

MISX30118HP

2000106378

CORNER BASKET

Corner basket for wall mounting, 304 stainless steel, used for shower or bath, inclusive stainless steel screws and dowels.

Surface high polished
Dimensions 205 x 50 x 205 mm (W x H x D)

MISX2009HP

2000106380

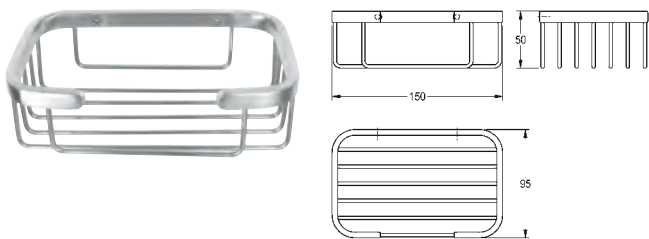
Surface satin finished

MISX2009

2000106194

HOTEL AND RESIDENTIAL

Accessories



SQUARE BASKET

Square basket for wall mounting, 304 stainless steel, used for shower or bath, incl. stainless steel screws and dowels. Surface: satin finished

Dimensions 150 x 50 x 95 mm (W x H x D)

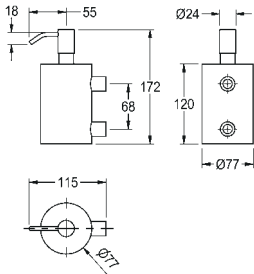
MISX0009	2000106193
Surface high polished	
MISX0009HP	2000106381



SOAP DISPENSER

Soap dispenser for wall mounting, stainless steel, suitable for PH neutral liquid soaps, capacity up to 400 mmL, includes fixing screws.

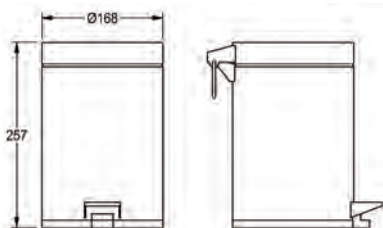
SDA613HP	2030030522
----------	------------

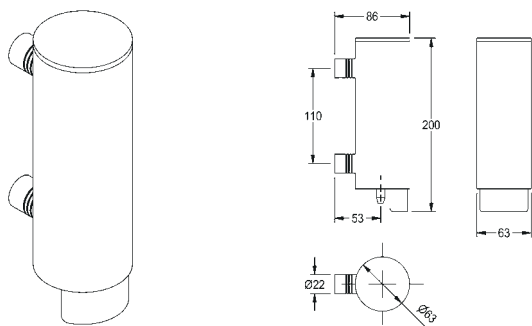


Pedal Bin

Pedal Waste Bin with Lid, Stainless Steel SUS 410, surface high-polished finish, material thickness 0.3mm, interior with plastic bucket.

3L Pedal Bin	2030033150
6L Pedal Bin	2030033151
12L Pedal Bin	2030033152
20L Pedal Bin	2030033153
40L Pedal Bin	2030033154



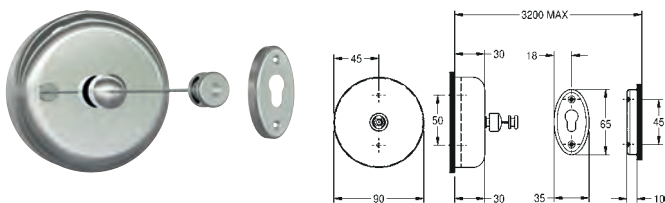


SOAP DISPENSER

Soap dispenser for wall mounting, stainless steel, surface satin finished, suitable for PH neutral liquid soaps, capacity up to 250mL liquid soap, push button on front with black valve, includes stainless steel screws and dowels.

Dimensions 64 x 200 x 88 mm (W x H x D)

FRK502002 2030034306



CLOTHESLINE RETRACTABLE

Clothesline, Retractable, Stainless Steel SUS 304, surface high-polished finish.

FRK510001 2030035325



CONTINA

Mobility aids

96 — 97

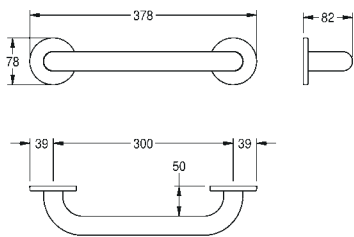
Features of the range:

- Stability you can rely on (TÜV / LGA inspection marks)
- With an ergonomically pleasant diameter of approx. 32 mm
- Cover rosettes in chromium nickel steel with concealed mounting
- Mounting plates attached in an easy-to-install way
- Long service life
- Ergonomic white seats
- Special designs and individual items with short delivery times

Mounting only suitable for concrete masonry.

CONTINA

Mobility aids

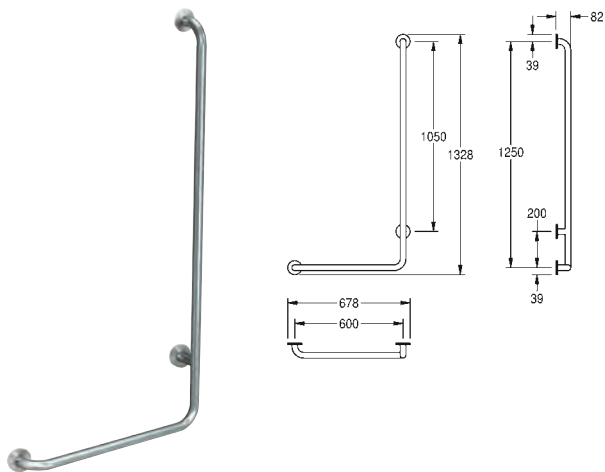


CONTINA STRAIGHT GRAB RAIL

Grab rail for wall mounting, stainless steel, surface satin finished, rough polishing for better surface feel, 32 mm pipe diameter, material thickness 1.2 mm, wall distance 82 mm, with two stainless steel covers for hidden mounting, includes stainless steel screws and dowels.

Type 300 mm
Dimensions 378 x 78 x 82 mm (W x H x D)

CNTX300W	2030033995
Type 350 mm	
CNTX350W	2030034492
Type 400 mm	
CNTX400W	2030034493
Type 450 mm	
CNTX450W	2030033978
Type 500 mm	
CNTX500W	2030034496
Type 550 mm	
CNTX550W	2030033999
Type 600 mm	
CNTX600W	2030032985
Type 650 mm	
CNTX650W	2030034497
Type 700 mm	
CNTX700W	2030034000
Type 750 mm	
CNTX750W	2030033997
Type 800 mm	
CNTX800W	2030034498
Type 850 mm	
CNTX850W	2030034499
Type 900 mm	
CNTX900W	2030033990
Type 950 mm	
CNTX950W	2030034500
Type 1065 mm	
CNTX1065W	2030033988
Type 1000 mm	
CNTX1000W	2030034501
1050 mm version	
CNTX1050W	2030034502
Type 1100 mm	
CNTX1100W	2030033994

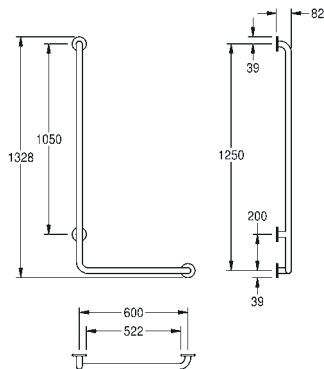



CONTINA 90° ANGLE GRAB RAIL, LEFT

90° angle grab rail for wall mounting, stainless steel, surface satin finished, rough polishing for better surface feel, 32 mm pipe diameter, material thickness 1.2 mm, wall distance 82 mm, with three stainless steel covers for hidden mounting, includes stainless steel screws and dowels.

Type left
Dimensions 678 x 1328 x 82 mm (W x H x D)

CNTX20WL	2030038220
Type right	
CNTX20WR	2030038221
Type left	
CNTX22WL	2030038223
Type right	
CNTX22WR	2030038225



CONTINA 90° ANGLE GRAB RAIL, RIGHT

90° angle grab rail for wall mounting, stainless steel, surface satin finished, rough polishing for better surface feel, 32 mm pipe diameter, material thickness 1.2 mm, wall distance 82 mm, with three stainless steel covers for hidden mounting, includes stainless steel screws and dowels.

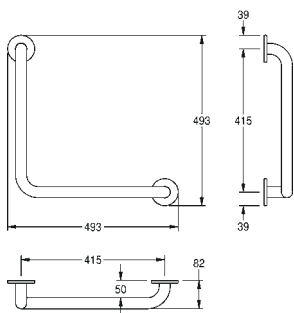
Type right
Dimensions 678 x 1328 x 82 mm (W x H x D)

CNTX20WR 2030038221

Type right
CNTX20WL 2030038220

Type left
CNTX22WR 2030038225

Type left
CNTX22WL 2030038223

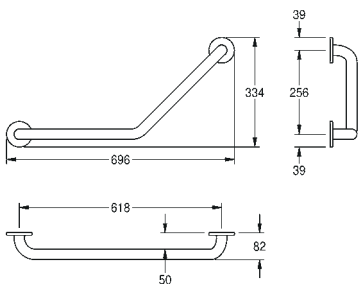


CONTINA 90° ANGLE GRAB RAIL

90° angle grab rail for wall mounting, stainless steel, surface satin finished, rough polishing for better surface feel, 32 mm pipe diameter, material thickness 1.2 mm, wall distance 82 mm, with two stainless steel covers for hidden mounting, incl. stainless steel screws and dowels.

Dimensions 493 x 493 x 82 mm (W x H x D)

CNTX21W 2030038226



CONTINA 135° ANGLE GRAB RAIL


Angle Grab Rail, 135° angle grab rail for wall mounting, stainless steel, surface satin finished, rough polishing for better surface feel, 32 mm pipe diameter, material thickness 1.2 mm, wall distance 82 mm, with two stainless steel covers for hidden mounting, inclusive stainless steel screws and dowels.

Dimensions 696 x 334 x 82 mm (W x H x D)

CNTX700WA 2030037502

CONTINA

Mobility aids



CONTINA SIDE BAR, LEFT

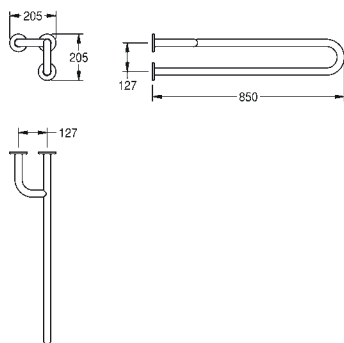
Side Bar for wall mounting, stainless steel, surface satin finished, rough polishing for better surface feel, 32 mm pipe diameter, material thickness 1.2 mm, with three stainless steel covers for hidden mounting, improved stability due to three fixing points, includes stainless steel screws and dowels.

Type left

Dimensions 205 × 205 × 850 mm (W x H x D)

CNTX40WL

2030038229



CONTINA SIDE BAR, LEFT

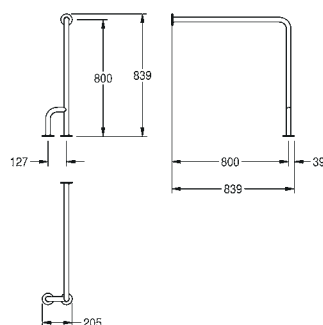
Side bar for wall and floor mounting, stainless steel, surface satin finished, rough polishing for better surface feel, 32 mm pipe diameter, material thickness 1.2 mm, with three stainless steel covers for hidden mounting, improved stability due to three fixing points, incl. stainless steel screws and dowels.

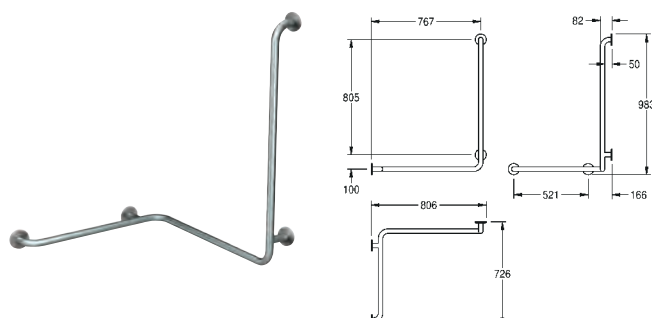
Type left

Dimensions 205 × 839 × 839 mm (W x H x D)

CNTX31WL

2030038237



**CONTINA 90° ANGLE TWO WAY BAR, LEFT**

90° angle two way bar for wall mounting, horizontal and vertical, stainless steel, surface satin finished, rough polishing for better surface feel, 32 mm pipe diameter, material thickness 1.2 mm, wall distance 82 mm, with four stainless steel covers for hidden mounting, incl. stainless steel screws and dowels.

Type left

Dimensions 806 × 983 × 726 mm (W x H x D)

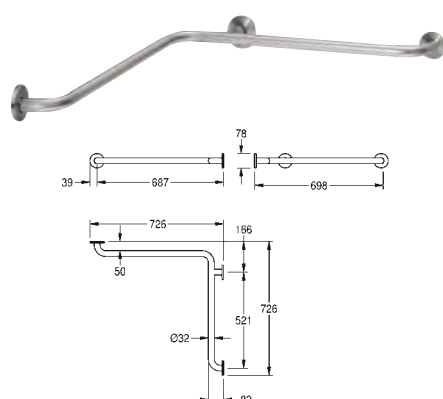
CNTX50WL

2030038227

Right-hand version

CNTX50WR

2030038228

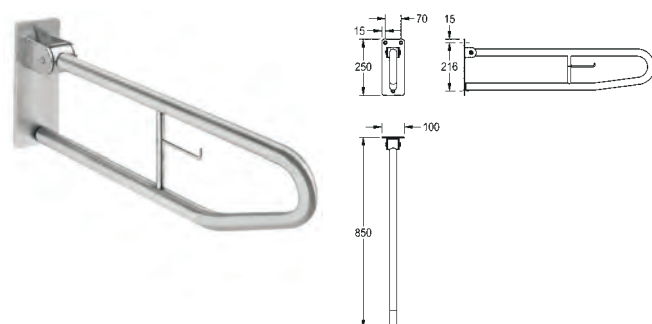
**CONTINA HORIZONTAL CORNER BAR**

Horizontal corner bar for wall mounting, stainless steel, surface satin finished, rough polishing for better surface feel, 32 mm pipe diameter, material thickness 1.2 mm, wall distance 82 mm, with three stainless steel covers for hidden mounting, incl. stainless steel screws and dowels.

Dimensions 726 × 78 × 726 mm (W x H x D)

CNTX52W

2030036235

**CONTINA FOLDABLE GRAB RAIL**

CNTX73A Foldable grab rail with toilet roll holder for wall mounting, stainless steel, surface satin finished, rough polishing for better surface feel, 32 mm pipe diameter, material thickness 1.2 mm, integrated toilet roll holder, prevention against unmeant folding, gum rubber stop absorber, inspected and certified product, 4 mm thick mounting plate with three fixing holes, inclusive stainless steel screws and dowels.

Lenght 850 mm

Complying with Norm ÖNORM B 1600:2011 (when upfolded, bar shows max. 20cm towards room)

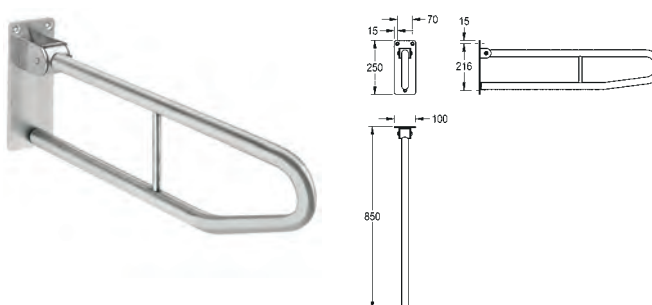
CNTX73A

2000103669

Dimensions 100 x 249 x 700 mm (W x H x D)

CNTX70C

2000057751

**CONTINA FOLDABLE GRAB RAIL**

Foldable grab rail without toilet roll holder for wall mounting, stainless steel, surface satin finished, rough polishing for better surface feel, 32 mm pipe diameter, material thickness 1.2 mm, prevention against unmeant folding, gum rubber stop absorber, inspected and certified product, 4 mm thick mounting plate with three fixing holes, inclusive stainless steel screws and dowels.

Lenght 850 mm

Complying with Norm ÖNORM B 1600:2011 (when upfolded, bar shows max. 20cm towards room)

CNTX73B

2000103670

Dimensions 100 x 250 x 700 mm (W x H x D)

CNTX70D

2000057752

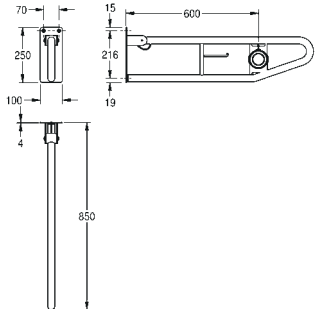
Dimensions 100 x 250 x 600 mm (W x H x D)

CNTX70E

2000057753

CONTINA

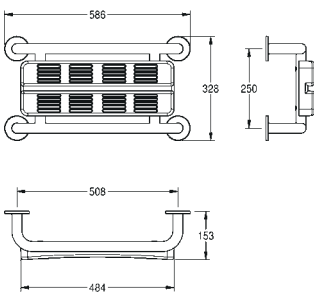

Mobility aids



CONTINA FOLDABLE GRAB RAIL

Foldable grab rail with flushing button for wall mounting, stainless steel, surface satin finished, rough polishing for better surface feel, 32 mm pipe diameter, material thickness 1.2 mm, integrated toilet roll holder, pneumatic flush button in front area, flush button optional on right or left side, prevention against unmeant folding, gum rubber stop absorber, inspected and certified product, 4 mm thick mounting plate with three fixing holes, included flushing mechanism contains 2 m pneumatic tube and set for assembling to Geberit cistern, inclusive stainless steel screws and dowels.

CNTX70G 2030040945

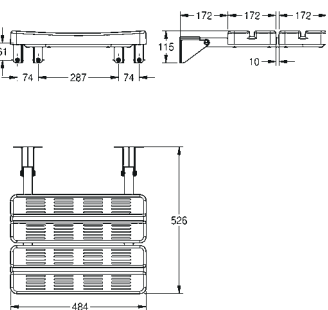


CONTINA BACK SUPPORT

Back support for wall mounting, stainless steel, surface satin finished, 32 mm pipe diameter, material thickness 1.2 mm, 150 mm dimension to wall, prefixed back support made of white polyethylene, plastic rubber stop absorber, with four stainless steel covers for hidden mounting, incl. stainless steel screws and dowels.

Dimensions 586 × 328 × 153 mm (W x H x D)

CNTX400WE 2030038260



CONTINA FOLDABLE SHOWER SEAT

Foldable shower seat for wall mounting, stainless steel, surface satin finished, 32 mm pipe diameter, material thickness 1.2 mm, mounting through eight drilling holes, two prefixed white seat battens made of polyethylene, inclusive stainless steel screws and dowels.

CNTX400A 2000057738



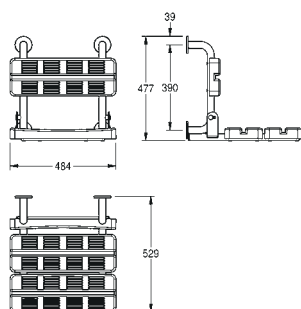
CONTINA FOLDABLE SHOWER SEAT WITH BACK

Foldable shower seat with back support for wall mounting, stainless steel, surface satin finished, 32 mm pipe diameter, material thickness 1.2 mm, two prefixed white seat battens and one back support made of polyethylene, with four stainless steel covers for hidden mounting, incl. stainless steel screws and dowels.

Dimensions 484 x 477 x 529 mm (W x H x D)

CNTX400WF

2030037145



CONTINA SHOWER SEAT

Hanging shower seat manufactured from grade EN 1.4301 (304) stainless steel, no grab rail included. Anti theft device. Seating and back: white battens made from polyethylene.

CNTX400WB

2030041144



CONTINA BACK SUPPORT

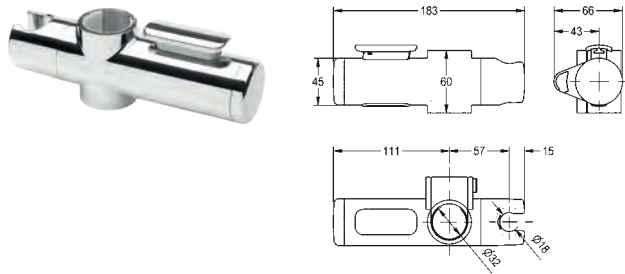
Hanging back support manufactured from grade EN 1.4301 (304) stainless steel, no grab rail included. Anti theft device. Back: white battens made from polyethylene.

CNTX400WC

2030041161

CONTINA

Mobility aids



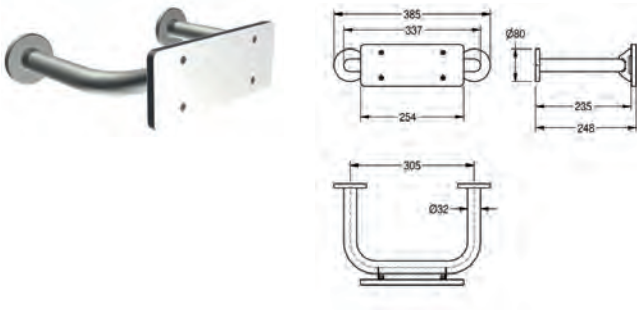
CONTINA SHOWER HEAD HOLDER

Showerhead holder to be mounted on grab rails with 32 mm diameter, chrome-plated ABS plastic, suitable for retrofit installation.

Dimensions 183 x 65 x 66 mm (W x H x D)

CNTX268

2030038268



BACK REST (PHENOLIC)

Back support for wall mounting, stainless steel, surface satin finished, 32 mm pipe diameter, material thickness 1.2 mm, 247 mm dimension to wall, prefixed back support made of grey phenolic plate, with two stainless steel covers for hidden mounting, incl. stainless steel screws and dowels.

Dimensions 383 x 102 x 248 mm (W x H x D)

FRK10203

2030015795

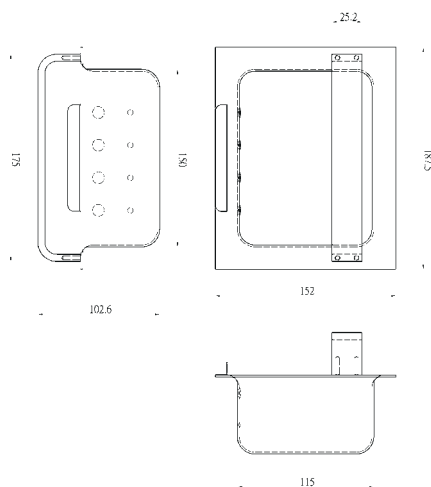


SOAP DISPENSER (SPECIAL NEEDS)

Soap dispenser for special needs, stainless steel, surface satin finished, equipped with a small front handle, recessed-mounting.

SDA238

2030033737





Doc M Pack Basic

Set of Doc M Basic grab rails for wall mounting, stainless steel, surface satin finished, rough polishing for better surface feel, 32 mm pipe diameter, material thickness 1.2 mm, incl. stainless steel screws and dowels.

This Doc M Pack Basic contains:

- 1 pc CNTX73B Foldable grab rail
- 3 pcs CNTX600W Straight grab rail 600mmL
- 1 pc Backrest rail with cushion back rest

FRK309001

2030034006



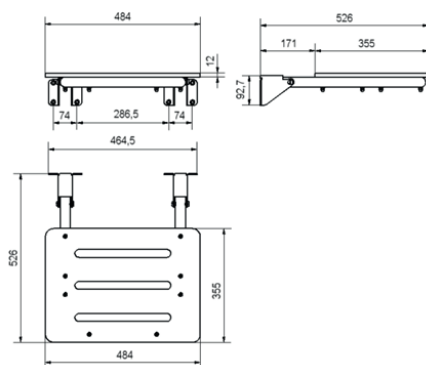
Phenolic Shower Seat

Foldable shower seat for wall mounting, stainless steel, surface satin finished, 32 mm pipe diameter, material thickness 1.2 mm, mounting through eight drilling holes, with prefixed seat batten made of white phenolic, incl. stainless steel screws and dowels.

484 x 93 x 526 mm (W x H x D)

FRK307009

2030015108



MIRANIT

Sturdy and elegant

Sanitary fixture products made of shatter-proof and synthetic resin-bonded mineral granite are excellently suited to the modern and – at the same time – aesthetically pleasing interior design of sanitary facilities. Literally created from a single cast, MIRANIT products made without any bond seams or joints cut an impressive figure due to properties such as high stability, an elegant appearance and – thanks to the smooth, pore-free, hygienic and easy-care gel coat surface – outstanding resistance.

MIRANIT stands for the stable compound consisting of approximately 80% natural minerals – such as marble powder, sandstone and quartz sand – and approximately 20% high-quality unsaturated polyester resin. Quartz is one of the hardest materials and makes up a large part of the Earth's crust. The final product is highly stable, yet is also extremely fluid when manufactured in conjunction with the unsaturated polyester resin.

This particular property means that the synthetic resin-bonded mineral material can also be used to create products of almost any shape with a minimal material thickness too. It can be used to create new, flat, delicate-looking yet shatter-proof washbasins and multiple washing facilities that can cope with the harshest conditions found in the sanitary facilities of public and commercial premises.



Benefits compared with sanitary ceramics

106 — 107

Sanitary products manufactured under the brand name MIRANIT can be classed under the generic term “cast mineral products”. So, when compared with ceramic products, MIRANIT products inevitably have the following advantages:

- Higher stability in terms of impact resistance and being shatter-proof.
- Clear design language due to very even surfaces and small radii.
- Recessed washbasins measuring up to 3.60 m in total can be installed.
- Surface damage can be mended with special repair kits.



- ① High level of stability with thin material thickness
- ② Tub trough has outstanding shape retention
- ③ Minimal radii for new design approaches
- ④ Clearly contoured lip



- ① MIRANIT- shatter-proof composite material consisting of natural minerals and unsaturated polyester resin
- ② Hygienic surface; temperature-resistant up to 80°C
- ③ Smooth, pore-free gel coat layer polished to a high gloss
- ④ Length of recessed washbasins can be adapted at the customer's premises with an angle grinder

MIRANIT

Cleaning and care

Both the essential components used as well as the special strength they provide are father to the name given to our washbasins made of mineral granite composite.

MIRANIT products are enveloped by a high-gloss, pore-free, hygienic surface. This chromophoric polyester resin coating (the so-called “gel coat”) has excellent properties against physical and chemical stress, such as high impact and abrasion strength, high colour stability and high resistance to water temperatures up to 65°C, plus it is resistant to weak acids and alkaline solutions.

Similarly, higher water temperatures, such as those encountered during thermal disinfection, have no detrimental effects on gel coat surfaces in the standard colour Alpine White. Tests confirm that it is resistant up to 80°C for an exposure period of 20 minutes.

The gel coat surface is dirt repellent and particularly easy to clean. In most cases, a damp cloth is all you need to clean the washbasins, multiple washing facilities and cleaning basins.

Tougher stains can be removed with mild, non-abrasive cleaning agents. This also applies to colour pencil traces, shoe polish, ink, iodine solution and lipstick. Stains that could result from cigarette ash, for example, can be removed with a polishing paste.

For a long-lasting shine, it is advisable to occasionally rub MIRANIT fixture products with commercially available car polish and then to immediately repolish the treated surfaces.



Tried, tested and approved

Manufactured in Germany, MIRANIT products meet the stringent requirements set down in the ECPA guideline and guarantee a long service life for the user. ECPA is an association of leading cast mineral manufacturers in Europe with high quality standards that are regularly monitored by an independent institute.

Material test results

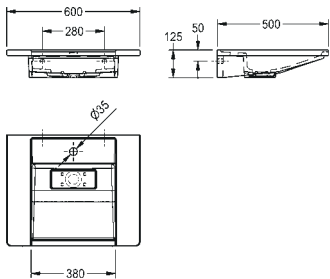
Specific weight / density	1.7 g/cm ³	Internal test
Bending strength	20 ± 5 N/mm ²	Internal test based on DIN EN 1433
Pressure resistance	70 ± 5 N/mm ²	Internal test based on DIN EN 1433
Resistance to dry heat	No visible changes at 70°C	EN 12722 LGA
Resistance to cigarette ash	Yellowish change in colour; can be removed by grinding and polishing	IAPMO based on Ansi Z 124.3.2005
Flame retardancy	Condition B2 met (normally flammable)	DIN 4102 Part 1
Global migration of dest. water (emission of harmful substances)	< 1.0 mg/dm ² (limit value 3 mg / dm ²)	DIN EN 1186-3/9
Colour migration	Colour fast	Recommendation made by the Federal stitute for Risk Assessment B II IX
Cold / hot water cycle test 15°C – 70°C 1000 cycles	No visible changes	Internal test based on DIN 14688
Maximum temperature resistance in the case of standard colours	80°C hot water	Internal test
Impact stress	35 N without visible damage	Based on DIN 438, Part 2, Point 11
Scratch stress	0.4 N	Based on DIN 68861 or DIN 438, Part 2, Point 14
Water absorption after 24h	<0.1%	DIN 52103
Disposal	Waste code no. 170107	Mixture of concrete, brick, tiles and ceramic (domestic waste)
Abrasion test at 500 cycles	Abrasion by weight 0.6 g Volumetric abrasion 0.47 cm ³	DIN 53799 or DIN 53754
Ball drop test	No spalling, cracks or dents	IAPMO based on Ansi Z 124.3 – 2005
Resistance to stains / cleaning agents / chemicals / cosmetics	Tested and available as a separate list from the manufacturer	DIN EN 14688

Any damage to the surface can be mended so it is almost invisible with repair kits (see table).

Alpine White repair kit for manual repair	2000103853
Alpine White repair kit for disc sanders	2000103854

WASH PLACES

MIRANIT



EXOS. SINGLE WASHBASIN

Exos single wash basin made of MIRANIT, resin-bonded mineral composite, with pore-free, smooth gelcoat high-polished surface (temperature-resistant up to 80°C), with storage surfaces and integral back panel with integrated brackets for wall mounting. It has a seamless molded bowl, no overflow and lowered faucet ledge with faucet hole 1 3/8 in. (35 mm) diameter. Mounting material and waste cover with InoxPlus coating included.

Wheelchair accessible: meets ADA (Americans with disabilities act guidelines), ANSI A117.1 (Accessible and usable buildings and facilities), and CSA B651-04 (Accessible design for the built environment). Check local codes to ensure compliance.

Required waste (sold separately) 125GWK-MOD

Colour: Alpine white

Wash basin dimensions (W x H x D)

23 5/8 x 4 15/16 x 19 11/16 in.

600 x 125 x 500 mm

Bowl dimensions (W x H x D)

14 15/16 x 3 9/16 x 13 3/8 in.

380 x 90 x 340 mm

ANMW0010

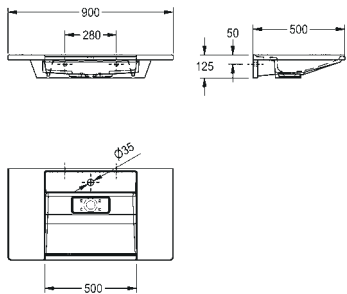

2030020677

Dimensions 900 x125 x 500 mm (W x H x D)

recess dimensions 500 x 90 x 340 mm (W x H x D)

ANMW0011

2030020679



EXOS. SINGLE WASHBASIN

Exos single wash basin made of MIRANIT, resin-bonded mineral composite, with pore-free, smooth gelcoat high-polished surface (temperature-resistant up to 80°C), with storage surfaces and integral back panel with integrated brackets for wall mounting. It has a seamless molded bowl, no overflow and lowered faucet ledge with faucet hole 1 3/8 in. (35 mm) diameter. Mounting material and waste cover with InoxPlus coating included.

Required waste fitting (sold separately) 125GWK-MOD

Wheelchair accessible: meets ADA (Americans with disabilities act guidelines), ANSI A117.1 (Accessible and usable buildings and facilities), and CSA B651-04 (Accessible design for the built environment). Check local codes to ensure compliance.

Colour: Alpine white

Wash basin dimensions (W x H x D)

35 7/16 x 4 15/16 x 19 11/16 in.

900 x 125 x 500 mm

Bowl dimensions (W x H x D)

19 11/16 x 3 9/16 x 13 3/8 in.

500 x 90 x 340 mm

ANMW0011

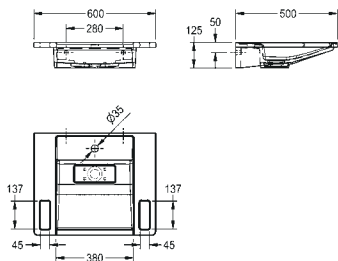

2030020679

Dimensions 600 x125 x 500 mm (W x H x D)

recess dimensions 380 x 90 x 340 mm (W x H x D)

ANMW0010

2030020677



EXOS. SINGLE WASHBASIN, BARRIER-FREE

Single washbasin, wheelchair accessible, made of MIRANIT resin-bonded mineral material with pore-free, smooth gelcoat high-polished surface (temperature-resistant up to 80°C), with integrated grab rails, storage surfaces and integral back panel with integrated brackets for wall mounting. It has a seamless moulded bowl, no overflow and lowered tap ledge with tap hole. Mounting material, strainer waste DN 32, anti-theft device for waster cover with InoxPlus coating included.

Colour Alpine white

Washbasin 600 x 125 x 500 mm (W x H x D)

Bowl 380 x 90 x 340 mm (W x H x D)

ANMW0001

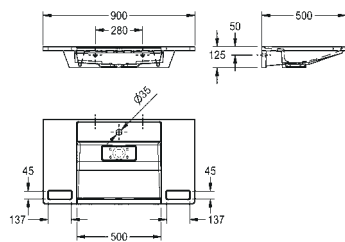

2030020667

Dimensions 900 x125 x 500 mm (W x H x D)

recess dimensions 500 x 90 x 340 mm (W x H x D)

ANMW0002

2030020673



EXOS. SINGLE WASHBASIN, BARRIER-FREE

Single washbasin, wheelchair accessible, made of MIRANIT resin-bonded mineral material with pore-free, smooth gelcoat high-polished surface (temperature-resistant up to 80°C), with integrated grab rails, storage surfaces and integral back panel with integrated brackets for wall mounting. It has a seamless moulded bowl, no overflow and lowered tap ledge with tap hole. Mounting material, strainer waste DN 32, anti-theft device for waste cover with InoxPlus coating included.

Colour Alpine white

Washbasin 900 x 125 x 500 mm (W x H x D)

Bowl 500 x 90 x 340 mm (W x H x D)

ANMW0002

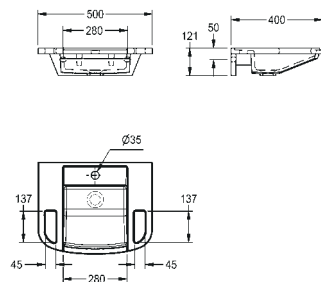
2030020673

Dimensions 600 x 125 x 500 mm (W x H x D)

recess dimensions 380 x 90 x 340 mm (W x H x D)

ANMW0001

2030020667



EXOS. HAND WASHBASIN, BARRIER-FREE

Hand washbasin, wheelchair accessible, made of MIRANIT resin-bonded mineral material with pore-free, smooth gelcoat high-polished surface (temperature-resistant up to 80°C), with integrated grab rails, storage surfaces and integral back panel with integrated brackets for wall mounting. It has a seamless moulded bowl, no overflow and lowered tap ledge with tap hole. Mounting material included.

Colour Alpine white

Washbasin 500 x 121 x 400 mm (W x H x D)

Bowl 280 x 90 x 274 mm (W x H x D)

ANMW0003

2030020676

Optional accessories

Strainer waste G 1 1/4 B

ZANMW901

2000100854


Dome waste valve G 1 1/4 B

ZANMW900

2000100861

WASH PLACES

MIRANIT



EXOS. WASHBASIN SOLUTION - WHEELCHAIR ACCESSIBLE

Washbasin solution, wheelchair accessible, made of MIRANIT resin-bonded mineral material, with pore-free, smooth gelcoat high-polished surface (temperature-resistant up to 80°C), with integrated grab rails, storage surfaces and integral back panel with integrated brackets for wall mounting. It has a seamless moulded bowl, no overflow and lowered tap ledge with tap hole. Individual washbasin length up to 3600 mm, with/without splashback. Mounting material, strainer waste DN 32, anti-theft device for waste cover with InoxPlus coating included. Colour: Alpine white.

Minimum dimensions: 780 x 125 x 500 mm (W x H x D) (bowl 380 mm)
Minimum dimensions: 900 x 125 x 500 mm (W x H x D) (bowl 500 mm)

Bowl:

- 380 x 90 x 340 mm
- 500 x 90 x 340 mm

Manufacturing dimension:

Washbasin length: mm (max. 3600 mm)

Splash back:


Rear splash back: mm (min. 10 mm / max. 100 mm)

Holes: for

- | | |
|---|-------------------------------|
| ■ Soap dispenser | ■ Waste disposal with Gelcoat |
| ■ Stainless steel waste disposal barrel | ■ Paper towel dispenser |
| ■ Waste disposal flap | |

Detailed specifications regarding type of installation will be clarified when the order is received using manufacturing specifications (available on request from Franke).





EXOS. MULTIPLE WASHBASIN / WASHBASIN SOLUTION - STANDARD

Multiple washbasin made of MIRANIT resin-bonded mineral material, with pore-free, smooth gelcoat high-polished surface (temperature-resistant up to 80°C), with storage surfaces and integral back panel with integrated brackets for wall mounting. The unit has up to 5 seamless moulded bowls, no overflow and lowered tap ledge with tap hole. Variable gaps between bowls, available with/without apron or gel-coated edges. Individual washbasin length up to 3600 mm, with or without splashback. Mounting material, strainer waste DN 32, anti-theft device for waste cover with InoxPlus coating included. Colour: Alpine white.

Minimum dimensions: 600 x 125 x 500 mm (W x H x D) (bowl 380 mm)
Minimum dimensions: 700 x 125 x 500 mm (W x H x D) (bowl 500 mm)

Bowl:

- 380 x 90 x 340 mm
- 500 x 90 x 340 mm

Number of bowls: (min. 1 unit, max. 5 units)

Manufacturing dimension:

Washbasin length: mm (max. 3600 mm)

Distance between bowls: mm
(min. 600 mm with 380 mm bowl / min. 700 mm with 500 mm bowl)

Splash back:

Rear splash back: mm (min. 10 mm / max. 100 mm)

Apron:

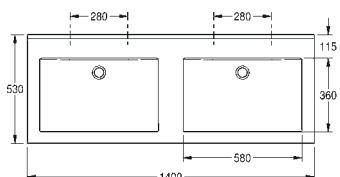
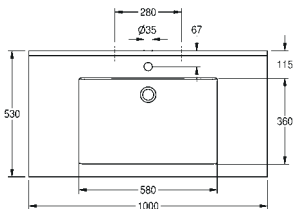
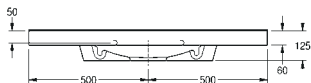
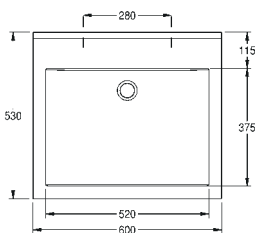
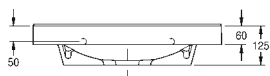
- Right
- Left
- Front
- Without apron
(Edges with Gelcoat)

Apron height: mm (max. 150 mm)

Detailed specifications regarding type of installation and distance between bowls will be clarified when the order is received using manufacturing specifications (available on request from Franke).

WASH PLACES

MIRANIT



QUADRO SINGLE WASHBASIN

QUADRO single washbasin made of MIRANIT resin-bonded mineral material, with smooth, pore-free surface (temperature-resistant up to 80°C). With seamless, rectangular bowl without overflow. Integral back panel with integrated brackets and holes for fixing. Rear contoured edge. Three-sided apron. Without tap hole. Mounting material included (hanger bolts and dowels).

Colour Alpine white
Width of washbasin in mm 600
Depth of washbasin in mm 530
Bowl dimensions in mm 520 x 40/90 x 375 (W x H x D)

ANMW410	2000090010
With tap hole	
ANMW411	2000090011

QUADRO SINGLE WASHBASIN

QUADRO single washbasin made of MIRANIT resin-bonded mineral material, with smooth, pore-free surface (temperature-resistant up to 80°C). With seamless, rectangular bowl without overflow. Integral back panel with integrated brackets and holes for fixing. Rear contoured edge. Three-sided apron. Mounting material included (hanger bolts and dowels).

Alpine white colour
Washbasin dimensions 1000 x 60 x 530 (W x H x D)
Bowl dimensions 580 x 40/90 x 360 (W x H x D)
With taphole

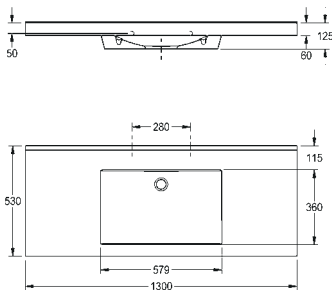
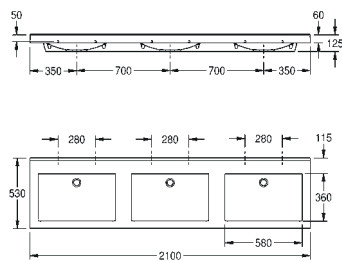

ANMW416	2000101159
----------------	------------

QUADRO DOUBLE WASHBASIN

QUADRO double washbasin, made of MIRANIT resin-bonded mineral material with smooth, pore-free surface (temperature resistant up to 80°C). With two seamless, rectangular bowls, without overflow. Integral back panel with integrated brackets and holes for fixing. Rear contoured edge. Three-sided apron. Without tap holes. Mounting material included (hanger bolts and dowels).

Colour Alpine white
Width of washbasin in mm 1400
Depth of washbasin in mm 530
Bowl dimensions 580 x 90 x 360 mm (W x H x D)

ANMW420	2000090012
With tap holes	
ANMW421	2000090013



QUADRO MULTIPLE WASHBASIN

QUADRO triple washbasin, made of MIRANIT resin-bonded mineral material with smooth, pore-free surface (temperature resistant up to 80°C). With three seamless, rectangular bowls, without overflow. Integral back panel with integrated brackets and holes for fixing. Rear contoured edge. Three-sided apron. Without tap holes. Mounting material included (hanger bolts and dowels).

Colour Alpine white

Width of washbasin in mm 2100

Depth of washbasin in mm 530

Bowl dimensions 580 x 90 x 360 mm (W x H x D)

ANMW430 2000090014

With tap holes

ANMW431 2000090015

QUADRO NICHE WASHBASIN

QUADRO niche washbasin made of MIRANIT resin-bonded mineral material with smooth, pore-free surface (temperature-resistant up to 80°C). For installation in a recess between two walls, with lateral cuts of 90°. With one centrally positioned, seamless rectangular bowl, without overflow. Integral back panel with integrated brackets and holes for fixing. Rear contoured edge. Front apron. Without tap hole, mounting material included. The installer can use a disc grinder to adapt the length.

Colour Alpine White

Dimensions of washbasin 1300 x 60 x 530 mm (W x H x D)

Dimensions of bowl 580 x 40/90 x 360 mm (W x H x D)

ANMW510 2000100836

With tap hole

ANMW511 2000100843

Without tap hole, dimension 1300 x 60 x 530 mm (W x H x D)

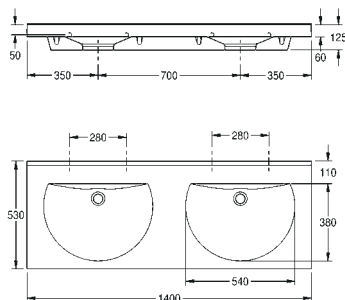
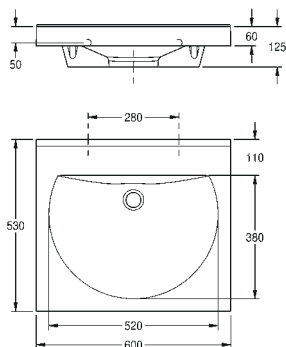

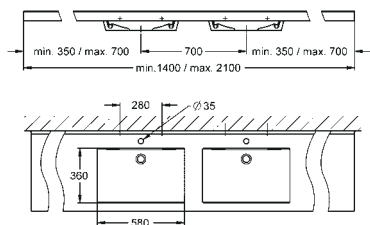
ANMW516 2000100849

With tap hole, dimensions 1300 x 60 x 530 mm (W x H x D)

ANMW515 2000100848

WASH PLACES

MIRANIT



QUADRO NICHE WASHBASIN

QUADRO niche washbasin made of MIRANIT resin-bonded mineral with smooth, pore-free surface (temperature-resistant up to 80°C). For installation in a recess between two walls, with lateral cuts of 90°. With two seamless rectangular bowls, without overflow. Integral back panel with integrated brackets and holes for fixing. Rear contoured edge. Front apron. Mounting material included. The installer can use a disc grinder to adapt the length.

Colour Alpine White
 Dimensions of washbasin 2100 x 60 x 530 mm (W x H x D)
 Dimensions of bowls 580 x 40/90 x 360 mm (W x H x D)
 Centre-to-centre distance of the bowls 700 mm
 Without tapholes

ANMW520	2000100850
With tap holes	
ANMW521	2000100851

RONDA SINGLE WASHBASIN

RONDA single washbasin made of MIRANIT resin-bonded mineral material with smooth, pore-free surface (temperature-resistant up to 80°C). With seamless round bowl, flattened out at the rear, without overflow. Integral back panel with integrated brackets and holes for fixing. Rear contoured edge. Three-sided apron. Without tap hole. Mounting material included (hanger bolts and dowels).

Colour Alpine white
 Width of washbasin in mm 600
 Depth of washbasin in mm 530
 Bowl dimensions 520 x 90 x 380 (W x H x D)

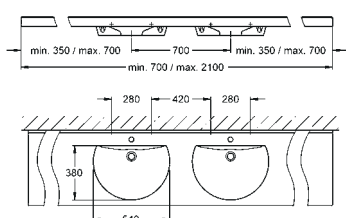
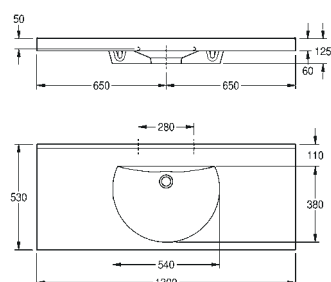

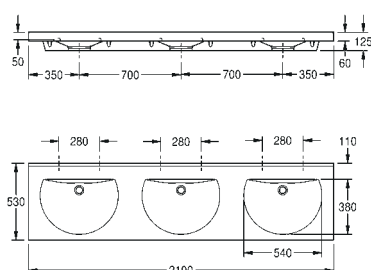
ANMW210	2000090004
With tap holes	
ANMW211	2000090005

RONDA DOUBLE WASHBASIN

RONDA double washbasin made of MIRANIT resin-bonded mineral material with smooth, pore-free surface (temperature-resistant up to 80°C). With two seamless round bowls, flattened out at the rear, without overflow. Integral back panel with integrated brackets and holes for fixing. Rear contoured edge. Three-sided apron. Without tap holes. Mounting material included (hanger bolts and dowels).

Colour Alpine white
 Width of washbasin 1400 mm
 Depth of washbasin 530 mm
 Bowl dimensions 540 x 90 x 380 mm (W x H x D)

ANMW220	2000090006
With tap holes	
ANMW221	2000090007



RONDA MULTIPLE WASHBASIN

RONDA triple washbasin made of MIRANIT resin-bonded mineral material with smooth, pore-free surface (temperature-resistant up to 80°C). With three seamless round bowls, flattened out at the rear, without overflow. Integral back panel with integrated brackets and holes for fixing. Rear contoured edge. Three-sided apron. Without tap holes. Mounting material included (hanger bolts and dowels).

Colour Alpine white
Width of washbasin 2100 mm
Depth of washbasin 530 mm
Bowl dimensions 540 x 90 x 380 mm (W x H x D)

ANMW230 2000090008

With tap holes

ANMW231 2000090009

RONDA NICHE WASHBASIN

RONDA niche washbasin made of MIRANIT resin-bonded mineral with smooth, pore-free surface (temperature-resistant up to 80°C). For installation in a recess between two walls, with lateral cuts of 90°. With one centrally positioned, seamless round bowl, without overflow. Integral back panel with integrated brackets and holes for fixing. Rear contoured edge. Front apron. Mounting material included. The installer can use a disc grinder to adapt the length.

Alpine White colour
Dimensions of bowl 540 x 40/90 x 380 mm (W x H x D)
Without taphole
Dimensions of washbasin 1300 x 60 x 530 mm (W x H x D)

ANMW550 2000100901

With taphole

ANMW555 2000100904

Without taphole, Dimensions 1600 x 60 x 530 mm (W x H x D)

ANMW556 2000100905

With taphole, Dimensions 1600 x 60 x 530 mm (W x H x D)

ANMW551 2000100902

RONDA NICHE WASHBASIN

RONDA niche washbasin made of MIRANIT resin-bonded mineral with smooth, pore-free surface (temperature-resistant up to 80°C). For installation in a recess between two walls, with lateral cuts of 90°. With two seamless round bowls, without overflow. Integral back panel with integrated brackets and holes for fixing. Rear contoured edge. Front apron. Mounting material included. The installer can use a disc grinder to adapt the length.

Alpine White colour
Dimensions of bowls 540 x 40/90 x 380 mm (W x H x D)
Centre-to-centre distance of the bowls 700 mm
Without tapholes
Dimensions of washbasin 2100 x 60 x 530 mm (W x H x D)


ANMW560 2000100912

With tapholes

ANMW561 2000100913

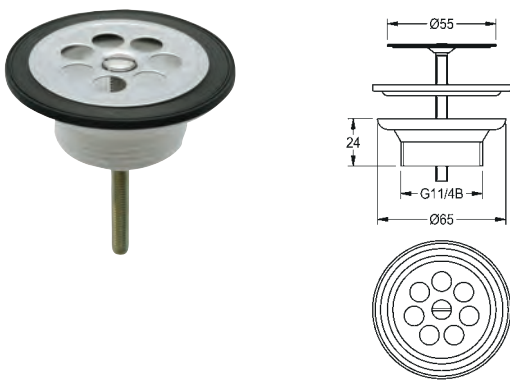
WASH PLACES

MIRANIT



DOME WASTE VALVE
Dome waste valve, stainless steel/plastic stem valve, chrome-plated plug, with strainer, connection G 1 1/4 B.

ZANMW900 2000100861



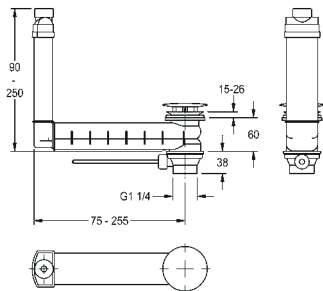
STRAINER WASTE
Strainer waste, lower part of valve made of plastic, strainer plate made of stainless steel, diameter 55 mm, connection G 1 1/4 B.

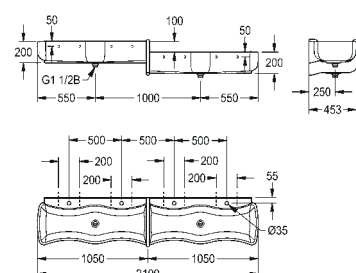
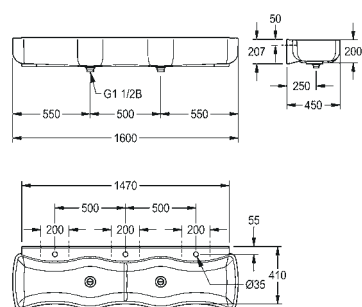
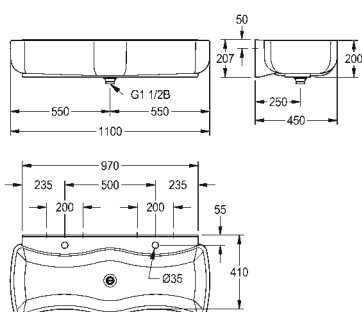
ZANMW901 2000100854



DRAIN AND OVERFLOW SET
Waste and overflow set DN 32, with cap, for pillar taps with pop-up waste set, for washbasins without overflow hole.

ZANMW902 2000100932





WASHINO-2 WASH AND PLAY TROUGH FOR CHILDREN

WASHINO-2 children's wash-and-play trough made of MIRANIT resin-bonded mineral material, Alpine white colour. With 2 wash places. Wave-shaped basin, large inner and outer radii of basins, with integrated surge edge, tap landing with a tap hole for each wash place. Waste and overflow valve G 1 1/2 B as a standpipe. Integral back panel for fixing. Mounting material included.

Dimensions 1100 x 207 x 450 mm (W x H x D)

SANW200 2000103056

Dimensions 1600 x 207 x 450 mm (W x H x D)

SANW215 2000106654

WASHINO-3 WASH AND PLAY TROUGH FOR CHILDREN

WASHINO Children's Wash-and-Play Trough made of MIRANIT resin-bonded mineral material, with a smooth, pore-free surface (temperature-resistant up to 80°C). Alpine white colour. Wave-shaped basins with reduced extension offers increased accessibility to the faucet. Large outer radii of basins helps minimize risk of injury while large inner radii facilitates easy cleaning. Faucet deck with 3 faucet holes, 1 3/8 in. (35 mm). Waste and overflow valve DN 40 x 120 mm implemented as a standpipe. Integral back panel for fixing. Mounting material included. Required waste fitting (sold separately) Model #100.

Overall dimensions 63 x 9 7/16 x 17 11/16 in. (W x H x D)

1600 x 240 x 450 mm

3 wash places

Bowl depth 7 7/8 in. (200 mm)

SANW215 2000106654

Dimensions 1100 x 207 x 450 mm (W x H x D)

SANW200 2000103056

WASHINO-STEP WASH AND PLAY TROUGH FOR CHILDREN

WASHINO-Step children's wash-and-play trough made of MIRANIT resin-bonded mineral material, Alpine white colour. Model with basin left top/right bottom. With 4 wash places (2 wash places with a height difference of 100 mm). Wave-shaped basins, large inner and outer radii of basins, with integrated surge edge, tap landing with a tap hole for each wash place. Integrated divider with overflow function made of MIRANIT, blue colour (RAL 5002). Waste and overflow valve G 1 1/2 B as a standpipe for 2 wash places each. Each basin with one waste outlet (distance between the outlets 1000 mm). Integral back panel for fixing. Mounting material included.

Dimensions 2100 x 340 x 470 mm (W x H x D)

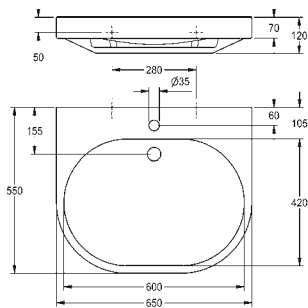
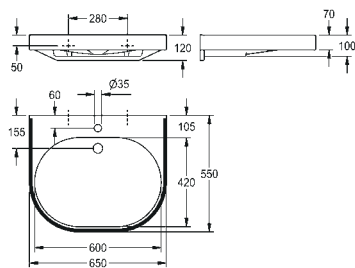
SANW211 2000103058

Version with basin on the top right, bottom left.

SANW212 2000103059

WASH PLACES

MIRANIT



VARIUSCARE SINGLE WASHBASIN, BARRIER-FREE

Single wash basin VARIUScare made of MIRANIT resin-bonded mineral material. Colour Alpine white with colour strip (RAL 7022). Wheelchair accessible, with integrated gripping edge. Seamless moulded bowl, without overflow. With tap hole, integral back panel with integrated brackets and holes for fixing. Rear contoured edge. Mounting material included.

Dimensions 650 x 120 x 550 mm (W x H x D)
Bowl dimensions 600 x 80 x 420 mm (W x H x D)

ANMW500	2030020956
Dimensions 450 x 100 x 350 mm (W x H x D) recess dimensions 400 x 60 x 230 mm (W x H x D)	
ANMW504	2030020962
Dimensions 550 x 120 x 450 mm (W x H x D) recess dimensions 500 x 80 x 325 mm (W x H x D)	
ANMW502	2030020959

VARIUSCARE SINGLE WASHBASIN, BARRIER-FREE

Single washbasin VARIUScare made of MIRANIT resin-bonded mineral material. Colour Alpine white. Wheelchair accessible, with integrated gripping edge. Seamless moulded bowl, without overflow. With tap hole, integral back panel with integrated brackets and holes for fixing. Rear contoured edge. Mounting material included.

Dimensions 650 x 120 x 550 mm (W x H x D)
Bowl dimensions 600 x 80 x 420 mm (W x H x D)

ANMW501	2030020958
Dimensions 550 x 120 x 450 mm (W x H x D) recess dimensions 500 x 80 x 325 mm (W x H x D)	
ANMW503	2030020961
Dimensions 450 x 100 x 350 mm (W x H x D) recess dimensions 400 x 60 x 230 mm (W x H x D)	
ANMW505	2030020963

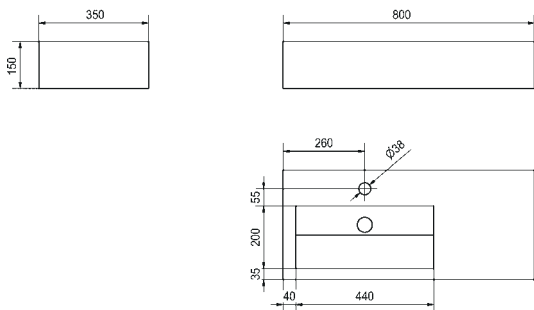


VARIUS WASHBASIN

Single washbasin Varius, mineral-based material with a high-gloss Gelcoat layer, colour Alpine white. Pore-free and smooth surface temperature resistance of 80°) With seamless, rectangular bowl left, without overflow. Integral back panel with integrated brackets and holes for fixing. Delivery time: 5 weeks after order confirmation.

Version left
Dimensions 800 x 350 x 150 mm
Dimensions bowl 440 x 200 x 110 mm

ANMA0020 2030008456

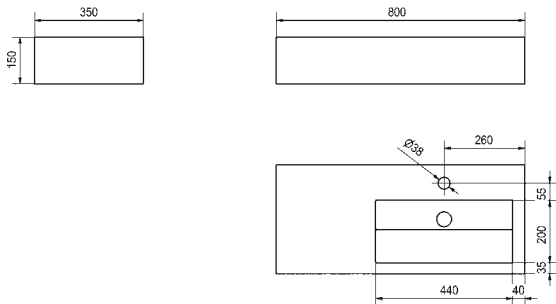


VARIUS WASHBASIN

Single washbasin Varius, mineral-based material with a high-gloss Gelcoat layer, colour Alpine white. Pore-free and smooth surface (temperature resistance of 80°). With seamless, rectangular bowl right, without overflow. Integral back panel with integrated brackets and holes for fixing. Delivery time: 5 weeks after order confirmation.

Dimensions 800 x 350 x 150 mm
Dimensions bowl 440 x 200 x 110 mm

ANMA0021 2030008457



WASH PLACES

MIRANIT



Example of VARIUSmed multi-purpose wash-basin with laterally positioned bowl

VARIUSMED MULTI-PURPOSE BASIN

made of MIRANIT resin-bonded mineral material, with a non-porous smooth surface (temperature resistant up to 80°C) coated all around. Alpine white colour.

With up to 2 seamlessly integrated bowls with large inner radii, without overflow. Variable bowl spacing. Splash-guard edge front and back.

With tube overflow DN 40 x 200 mm. Including fastening material (screws, dowels, wall bracket, consoles).

Bowl dimensions (WxHxD): 600x500x500 mm

When using stainless steel consoles:

Dimensions (WxHxD): 800 - 3200x375x600 mm

Center-center spacing of the bowls min. 800 mm

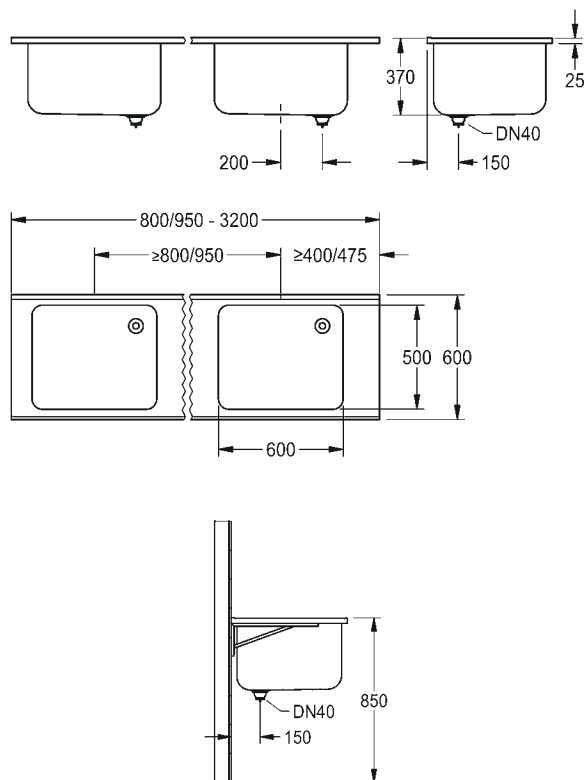
When using MIRANIT consoles:

Dimensions (WxHxD): 950 - 3200x375x600 mm

Center-center spacing of the bowls min. 950 mm

Customized fit to building specifications

Detailed specifications such as installation type and basin spacing, etc. are detailed on planning sheets for each specific project (to be requested from Franke).





Example of VARIUSmed with 3 bowls

MULTIPLE WASHBASIN VARIUSMED

made of MIRANIT resin-bonded mineral material, with a non-porous smooth surface (temperature resistant up to 80°C) coated all around. Alpine white colour.

With up to 3 seamlessly integrated bowls, without overflow. Variable bowl distance, centre distance of bowls at least 700 mm. Ergonomic bowl shape with large inside radii, with slight rearward slant to prevent dripping water.

Integral back panel with integrated brackets and holes for fixing. Rear contoured edge. Including fastening materials.

Dimensions (WxHxD): 700 - 3200x230x550 mm

Bowl dimensions (WxHxD): 645x205x440 mm

Washbasin thickness: 25 mm

Customized fit to building specifications

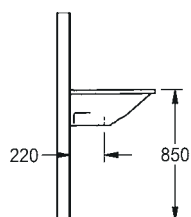
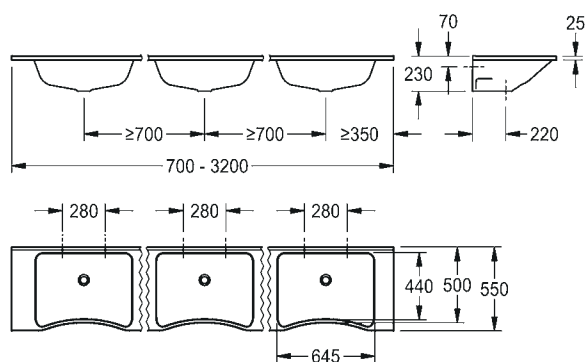
Detailed specifications such as installation type and basin spacing, etc. are detailed on planning sheets for each specific project (to be requested from Franke).

Optional:

Strainer waste, lower part of valve made of plastic, strainer plate made of stainless steel, diameter 55 mm, connection 1 1/4 inches.

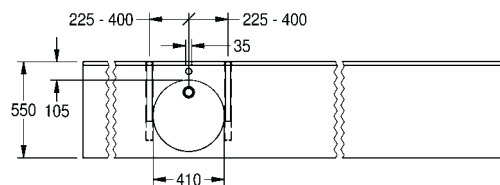
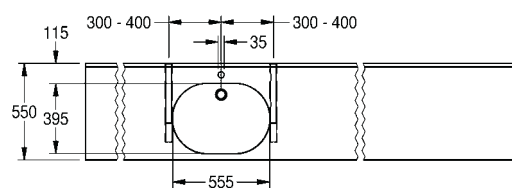
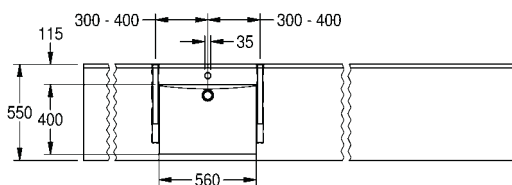
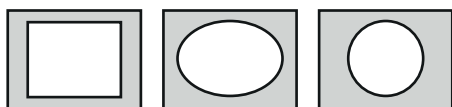
ZANMW901

2000100854



WASH PLACES

MIRANIT



Wash basin – straight design, made of MIRANIT resin-bonded mineral material with Gelcoat Alpine White glossy coating or Solid White matte material, with up to 5 seamless, molded bowls, 3 different bowl shapes, without overflow. Variable bowl distance, available with/without apron or edges with Gelcoat coating/Solid White. Individual wash basin length, with raised edge or splash back. Wash basin thickness 25 mm (MIRANIT mineral material), 18 mm (Solid material). Incl. brackets and fasteners.

Material

- ☐ MIRANIT Alpine White glossy
- ☐ Solid White matte

Bowl shape

- ☐ Rectangular (560 x 90 x 400 mm)
- ☐ Oval (555 x 90 x 395 mm)
- ☐ Round (410 x 90 mm)

Number of bowls: (min. 1 unit, max. 5 units)

Size

Wash basin length: mm (max. 3600 mm)

Wash basin depth: ☐ 470 mm without tap hole
☐ 550 mm with tap hole
☐ 550 mm without tap hole

Distance between bowls: mm

Min. distance (round) 450 mm/min. distance (rectangular/oval) 600 mm

Design options

Apron

- ☐ Right
- ☐ Left
- ☐ Front
- ☐ Without apron
Edges with Gelcoat or Solid
- ☐ Without raised edge (3 mm)
- ☐ Rear splash back:
(min. 10 mm, max. 100 mm)

Apron height:
(max. 150 mm)

Holes for

- ☐ Soap dispenser
- ☐ Stainless steel waste disposal barrel
- ☐ Waste disposal flap
- ☐ Waste disposal with Gelcoat
- ☐ Paper towel dispenser
- ☐ Hand towel holder

VARIUS

124 — 125

Varius Straight Design with D-Shape



Wash basin – straight design with D-shape, made of MIRANIT resin-bonded mineral material with Gelcoat Alpine White glossy coating or Solid White matte material, with up to 3 seamless, molded bowls, 2 different bowl shapes, without overflow. Variable bowl distance, available with/without apron or edges with Gelcoat coating/Solid White. Individual wash basin length, with raised edge or splash back. Wash basin thickness 25 mm (MIRANIT mineral material), 18 mm (Solid material). Incl. brackets and fasteners.

Material

- ☐ MIRANIT Alpine White glossy
- ☐ Solid White matte

Bowl shape

- ☐ Oval (555 x 90 x 395 mm)
- ☐ Round (410 x 90 mm)

Number of bowls: (min. 1 unit, max. 3 units)

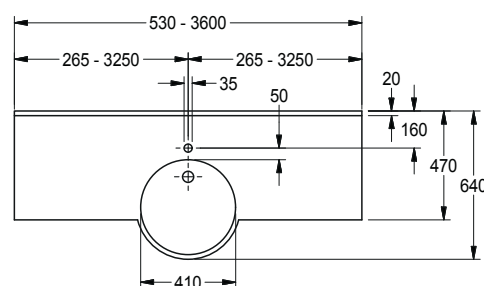
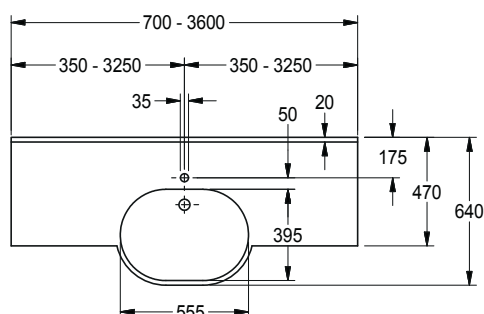
Size

Wash basin length: mm (max. 3600 mm)

Wash basin depth: ☐ 470 mm without tap hole
☐ 640 mm with tap hole
☐ 640 mm without tap hole

Distance between bowls: mm

Min. distance (oval) 600 mm/min. distance (round) 450 mm



Design options

Apron

- ☐ Right
- ☐ Left
- ☐ Front
- ☐ Without apron
Edges with Gelcoat or Solid
- ☐ Without raised edge (3 mm)
- ☐ Rear splash back:
(min. 10 mm, max. 100 mm)

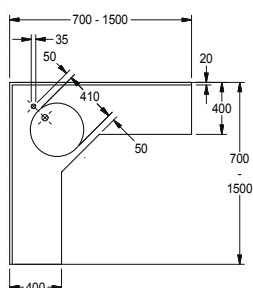
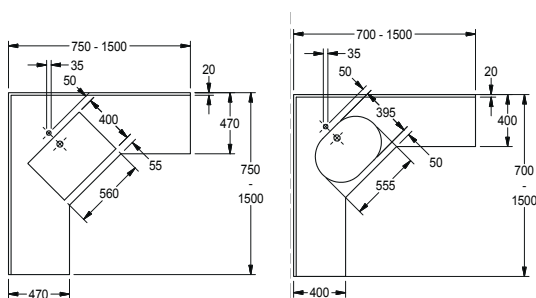
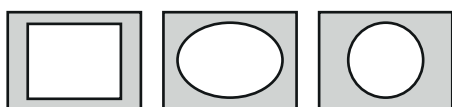
Apron height:
(max. 150 mm)

Holes for

- ☐ Soap dispenser
- ☐ Stainless steel waste disposal barrel
- ☐ Waste disposal flap
- ☐ Waste disposal with Gelcoat
- ☐ Paper towel dispenser
- ☐ Hand towel holder

VARIUS

Varius Corner Design L-Shaped



Wash basin – Corner design L-shaped, made of MIRANIT resin-bonded mineral material with Gelcoat Alpine White glossy coating or Solid White matte material, one seamless molded bowl, 3 different bowl shapes, without overflow. Available with/without apron or edges with Gelcoat coating/Solid White. Individual wash basin length, with raised edge or splash back, wash basin thickness 25 mm (MIRANIT mineral material), 18 mm (Solid material). Incl. brackets and fasteners.

Material

- ☐ MIRANIT Alpine White glossy
- ☐ Solid White matte

Bowl Shape

- ☐ Rectangular (560 x 90 x 400 mm)
- ☐ Oval (555 x 90 x 395 mm)
- ☐ Round (410 x 90 mm)

Number of bowls: 1

Size

Wash basin length: Left side: mm (max. 1500 mm)
Right side: mm (max. 1500 mm)

Wash basin depth: ☐ 400 mm (round/oval basin)
☐ 470 mm (rectangular basin)

- ☐ With tap hole
- ☐ Without tap hole

Design options

Apron

- ☐ Right
- ☐ Left
- ☐ Front
- ☐ Without apron
Kanten mit Gelcoat oder Solid
- ☐ Without raised edge (3 mm)
- ☐ Rear splash back:
(min. 10 mm, max. 100 mm)

Apron height:
(max. 150 mm)

Holes for

- ☐ Soap dispenser
- ☐ Stainless steel waste disposal barrel
- ☐ Waste disposal flap
- ☐ Waste disposal with Gelcoat
- ☐ Paper towel dispenser
- ☐ Hand towel holder

Varius Corner Design Convex



Wash basin – Corner design convex, made of MIRANIT resin-bonded mineral material with Gelcoat Alpine White glossy coating or Solid White matte material, one seamless molded bowl, 2 different bowl shapes, without overflow. Available with/without apron or edges with Gelcoat coating/Solid White. Individual wash basin length, with raised edge or splash back. Wash basin thickness 25 mm (MIRANIT mineral material), 18 mm (Solid material). Incl. brackets and fasteners.



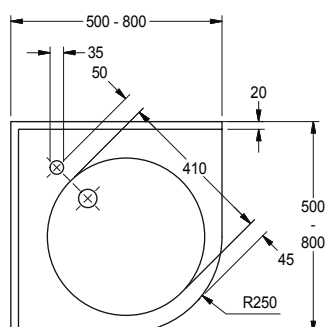
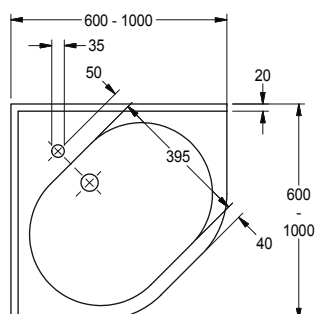
Material

- ☐ MIRANIT Alpine White glossy
- ☐ Solid White matte

Bowl shape

- ☐ Oval (555 x 90 x 395 mm)
- ☐ Round (410 x 90 mm)

Number of bowls: 1



Size wash basin

- ☐ 500 x 500mm (round bowl)
- ☐ 600 x 600mm (round/oval bowl)
- ☐ 700 x 700 mm (round/oval bowl)
- ☐ 800 x 800 mm (round/oval bowl)
- ☐ 900 x 900 mm (oval bowl)
- ☐ 1000 x 1000 mm (oval bowl)
- ☐ With tap hole
- ☐ Without tap hole

Design options

Apron

- ☐ Front

- ☐ Without apron

Edges with Gelcoat or Solid

Apron height:
(max. 150 mm)

- ☐ Without raised edge (3 mm)

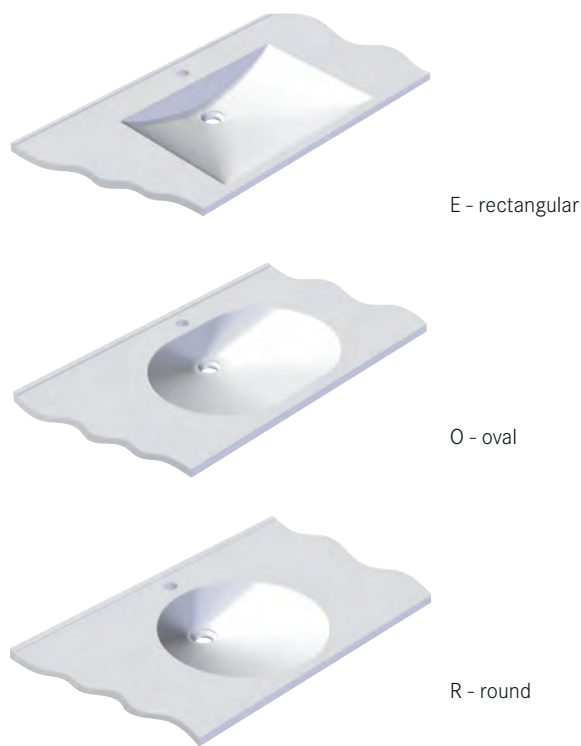
- ☐ Rear splash back:
(min. 10 mm, max. 100 mm)

Holes for

- ☐ Soap dispenser
- ☐ Hand towel holder

WASH PLACES

VARIUS



E - rectangular

O - oval

R - round

Design Examples



VARIUS WASHBASIN

made of MIRANIT resin-bonded mineral material. Alpine white. With up to 5 seamless, moulded bowls, without overflow. Variable bowl clearance, centre spacing of bowls min. 600 mm. Individual washbasin width, with rear lip, washbasin thickness 25 mm. Including mounting material. Design variables:

- washbasin width up to max. 3600 mm
- 3 different bowl shapes (E, O, R)
- bowl layout can be freely selected
- up to 5 bowls (E, O) per niche washbasin
- up to 6 bowls (R) per niche washbasin
- depth of washbasin 550 mm, with tap holes for pillar fittings
- depth of washbasin 470 mm, for wall-mounted taps
- with apron, total height 60 mm
- with splashback at rear
- coated on all sides
- mounting on moulded rear wall with depth of washbasin of 550 mm
- mounting by means of brackets made from stainless steel or mineral granite

Property-specific versions:

VARIUS washbasins are made to order in accordance with manufacturing specifications. Forms should be requested from the factory.

Customized fit to building specifications

Detailed specifications such as installation type and basin spacing, etc. are detailed on planning sheets for each specific project (to be requested from Franke).

Optional extras:

Strainer waste G 1 1/4 B	
Z-ANMW901	2000100854
Dome waste valve G 1 1/4 B	
Z-ANMW900	2000100861
Eccentric drain and overflow G 1 1/4 B	
Z-ANMW902	2000100932
Siphon	
XINX140	2000057417



VARIUS D-SHAPE WASHBASIN WITH PROTRUDING BOWL

VARIUS D-shape washbasin with protruding bowl made of MIRANIT resin-bonded mineral material. Alpine white. With up to 3 seamless, moulded, protruding bowls, without overflow. Variable bowl clearance, centre spacing of bowls min. 600 mm. Individual washbasin width, with rear lip, washbasin thickness 25 mm. Including mounting material.

Design variables:

- washbasin width up to max. 3600 mm
- 2 different bowl shapes (O, R)
- bowl layout can be freely selected
- up to 3 bowls per niche washbasin
- depth of washbasin 640 mm, with tap holes for pillar fittings
- depth of washbasin 470 mm, for wall-mounted taps
- with apron, total height 60 mm
- with splashback at rear
- coated on all sides
- mounting by means of brackets made from stainless steel




VARIUS L-SHAPE CORNER WASHBASIN

made of MIRANIT resin-bonded mineral material. Alpine white. With one seamless, moulded bowl, without overflow. With rear lip, washbasin thickness 25 mm. Including mounting material.

Design variables:

- ##### Design variables:
- bracket length of washbasin on left/right side up to max. 1500 mm
 - 3 different bowl shapes (E, O, R)
 - depth of washbasin 400 mm with bowls R and O
 - depth of washbasin 470 mm with bowl E
 - with or without tap hole
 - with apron, total height 60 mm
 - with splashback at rear
 - coated on all sides
 - mounting by means of brackets made from stainless steel



VARIUS CONVEX CORNER WASHBASIN

made of MIRANIT resin-bonded mineral material. Alpine white. With one seamless, moulded bowl, without overflow. With rear lip, washbasin thickness 25 mm. Including mounting material.

Design variables:

- depth of washbasin max. 1000 mm
- 2 different bowl shapes (O, R)
- with or without tap hole
- with apron, total height 60 mm
- with splashback at rear
- coated on all sides


Property-specific versions:

VARIUS washbasins are made to order in accordance with manufacturing specifications. Forms should be requested from the factory.

WASHBASINS

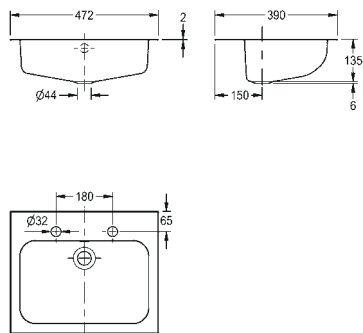
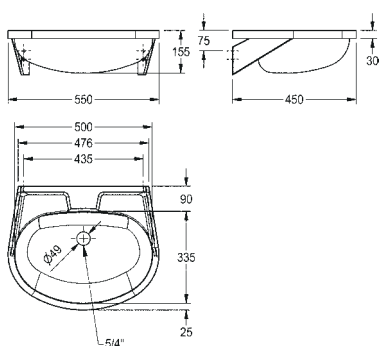
Stainless steel





WASHBASINS

Stainless steel



SINGLE WASHBASIN

Single wash basin for wall mounting, stainless steel, surface satin finished, material thickness 1 mm, seamless welded bowl with diameter 500 x 335 x 155 mm, oval shape, 90 mm tap ledge, prewelded mounting brackets, with soap dish, inclusive screws and dowels.

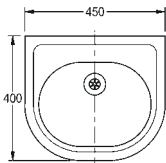
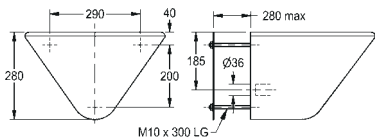
Without overflow, 1 1/4" flat perforated waste.
Dimensions 50 x 155 x 450 mm (W x H x D)

BS204	2000090016
With tap hole \varnothing 35 mm	
BS205-M	2000103080
Version with overflow, without tap hole	
BS205	2000090017
With tap hole \varnothing 35 mm	
BS204-M	2000103078

INSERT WASHBASIN

Washbasin for inserting into worktop, manufactured from grade 1.4301 (304) stainless steel - satin polish finish, material thickness 0.9mm. Prepared for 32mm waste outlet and overflow hole with two tapholes in the rear ledge behind the bowl - suitable for either basin taps or mixer taps. Bowls are supplied complete with fixing clips for inserting into worktops.

D20168N	2000100229
----------------	------------

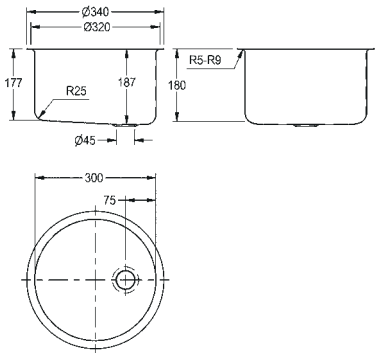


HEAVY-DUTY SINGLE WASHBASIN

Single wash basin for wall mounting, stainless steel, surface satin finished, material thickness 1.2 mm, with 3 threaded rods for mounting through the wall via a service room, seamless welded bowl, 40 mm tap ledge, without taphole, without overflow, 1 1/4" flat perforated waste, incl. hidden mounted siphon DN 32.

Dimensions 450 x 280 x 400 mm (W x H x D)

HDTX450 2000100349



RONDO ROUND SINK

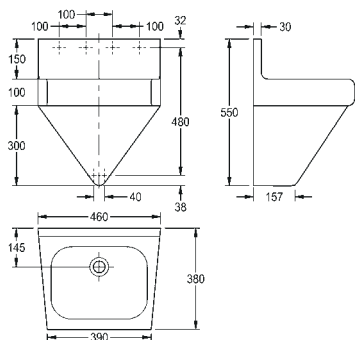
Round inset basin, can be mounted from top or underneath, stainless steel, surface high polished, material thickness 1 mm, bowl diameter 300 mm, without overflow, inclusive 5/4" flat perforated waste, stainless steel lugs for underneath mounting are included.

Bowl depth 180 mm

BR3000OU 2000100793

WASHBASINS

Stainless steel



SECURITY WASHBASIN

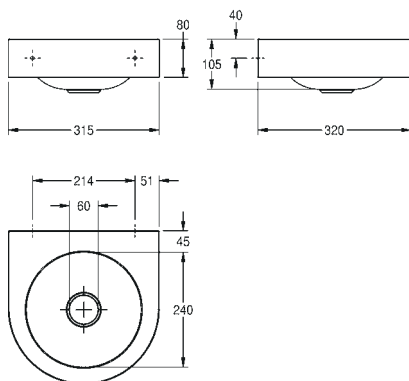
The washbasin is manufactured from 1.2 mm thick grade En 1.4301 (304) stainless steel polished to a satin finish without tapholes and supplied with 32 mm flush grated waste. Complete with undershield and concealed brackets for screw to wall installation. No screws and dowels included.

No tapholes

G20480N 2000100248

2 tapholes with shroud

G20482N 2000100249



ANIMA SINGLE WASHBASIN

Single wash basin for wall mounting, stainless steel, surface satin finished, material thickness 1 mm, seamless welded round bowl with diameter 240 mm, semicircular shape, 45 mm tap ledge, without overflow, 1 1/2" flat perforated waste, drainage centric, inclusive screws and dowels.

Dimensions 315 x 105 x 320 mm (W x H x D)

WB240WM 2000057383



OVAL A WASH HAND BASINS

Franke Model Oval A Wash Hand Basins, 420 x 340 x 185 mm deep, Grade 304 (18/10) Stainless steel, 1.2mm gauge. Unit includes one piece pressed bowl, 360 x 280 x 130mm deep with a 40 mm waste outlet, with a 50 mm splash-back and 100 mm radiused apron. Basin to be fixed to the wall with 4 x 6 mm anchor bolts (bolts elsewhere measured).

Tap and waste fitting not included

2520029

2030030488



HEAVY DUTY SURROUND WALL MOUNTED

Unit to be manufactured from Grade 304 (18/10) Stainless Steel, 1.2 mm gauge in a satin finish. Unit to include a pressed bowl 360 x 320 x 130 mm deep with a 40 mm waste outlet and a polished outer casing with a removable baseplate. Basin to be supplied with two 25 x 6 mm fixing brackets to secure the basin to the wall. Fixing bracket fixed to the wall with 4 x 6 mm anchor bolts (bolts elsewhere measured).


- Basin with pressed bowl
- Hygienic and vandal resistant
- 150 mm splashback with tap holes (FSWSB Model)
- Provision for secured fixing to wall
- Concealed plumbing with removable base plate

2560009

2030047039

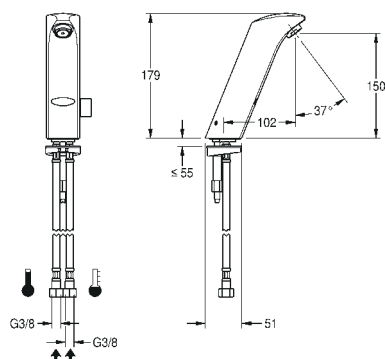
WATERMANAGEMENT





The range of electronic- and self-closing valves provides a choice of designs with or without temperature mixing. The water flows for a defined period, and then the fitting closes automatically. Good aesthetic design needs to be combined with reliable technology to meet the high demands placed on modern sanitary fittings which makes these taps suitable for stylish applications in public, semi-public and commercial sanitary rooms.

WATERMANAGEMENT

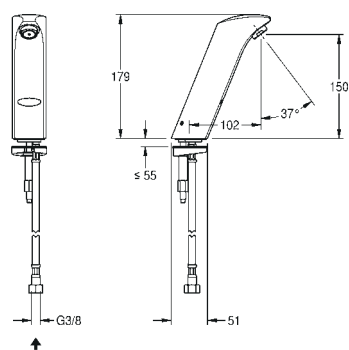


PROTRONIC-S ELECTRONIC PILLAR MIXER

PROTRONIC-S battery-supplied washbasin mixer with touch-free operation, DN 15 with aerator and integrated flow control, for connection to hot and cold water supply, polished chromium-plated brass. With temperature selection lever and conversion set for concealed mixing device, 6 V battery.

AQUA130

2000067773

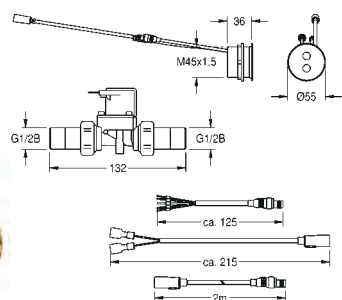


PROTRONIC-S ELECTRONIC PILLAR TAP

PROTRONIC-S battery-supplied washbasin tap with touch-free operation, DN 15 with aerator and integrated flow control, for connection to pre-mixed warm or cold water supply, polished chromium-plated brass, 6 V battery.

AQUA131

2000067774



PROTRONIC - A3000 OPEN WASHBASIN TAP

PROTRONIC - A3000 open opto-electronically controlled washbasin fitting DN 15 with combined controller and solenoid valve for concealed mounting. For connection to pre-mixed warm or cold water supply. Adjustable flow duration down to the second, 24 V DC.

AQUA109

2000090028

Necessary accessories

Compact system power supply unit – A3000 open for power supply

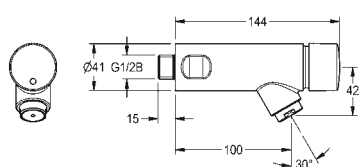
ZAQUA007

2000100375

Version with ferrules

ZAQUA094

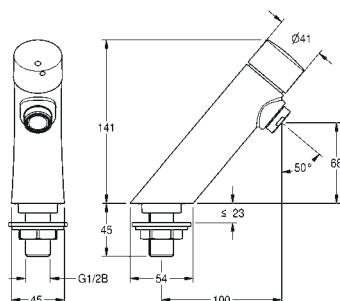
2000102691



AQUA205AUS SELF-CLOSING BIB TAP

AQUALINE-S self-closing bib tap DN 15, for connection to cold water, flow time adjustable, all-metal construction, polished chromium-plated brass. Version Australia

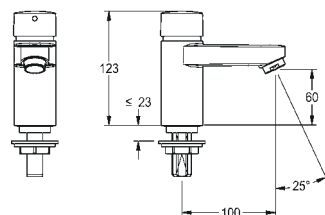
AQUA205AUS 2000103674



AQUA201AUS SELF-CLOSING PILLAR TAP

AQUALINE-S self-closing pillar tap DN 15, noise group I, for connection to cold water, flow time adjustable, all-metal construction, polished chromium-plated brass. Version AUSTRALIA.

AQUA201AUS 2000110546

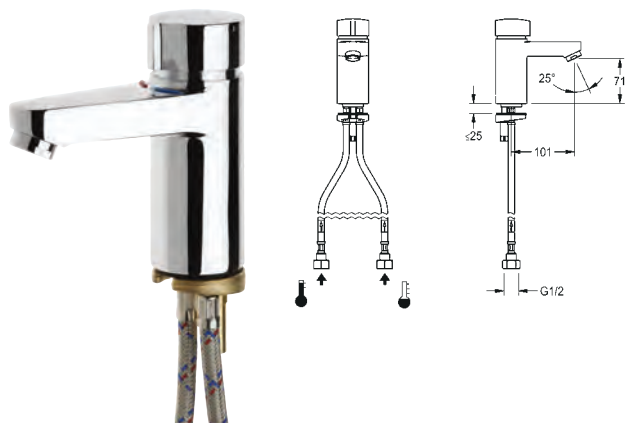


AQUA203AUS SELF-CLOSING PILLAR TAP

AQUALINE-C self-closing pillar tap DN 15, for connection to cold water, flow time adjustable, all-metal construction, polished chromium-plated brass. Version Australia

AQUA203AUS 2000103673

WATERMANAGEMENT



AQUA202AUS SELF-CLOSING SINGLE MIXER

AQUAMIX-C self-closing single mixer DN 15, noise group I, as pillar mixer, for connection to hot and cold water, flow time adjustable, all-metal construction, polished chromium-plated brass, with connection hoses. version Australia

AQUA202AUS

2000103675

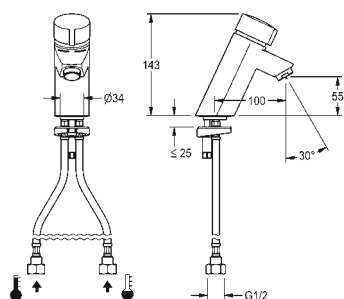


AQUA200AUS SELF-CLOSING SINGLE MIXER

AQUAMIX-S self-closing single mixer DN 15, noise group I, as pillar mixer, for connection to hot and cold water, flow time adjustable, all-metal construction, polished chromium-plated brass, with connecting hoses. Model Australia

AQUA200AUS

2000105213



PROTRONIC - A3000 OPEN SHOWER FITTING

PROTRONIC - A3000 open opto-electronically controlled shower fitting DN 15 with combined controller and solenoid valve for concealed mounting. For connection to pre-mixed warm or cold water supply. Adjustable flow duration down to the second, 24 V DC.

AQUA615

2000101044

Necessary accessories

Compact system power supply unit – A3000 open for power supply

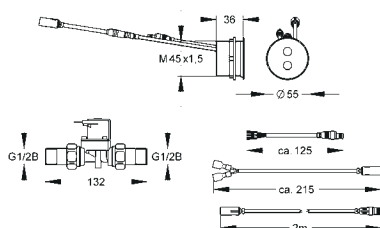
ZAQUA007

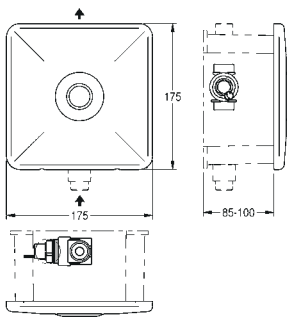
2000100375

Version with ferrules

ZAQUA094

2000102691





AQUATIMER - A3000 OPEN ELECTRONIC INSTALLATION TAP

AQUATIMER - A3000 open electronic, time-controlled shower fitting DN 15 for in-wall installation, with facility for chargeable water delivery with AQUAPAY coin-activated controller and for externally controlling the options such as fitting settings and communication via ECC function controller. For connection to pre-mixed warm or cold water. Adjustable flow duration, down to the second. Finished installation kit with waterproof electronic module, solenoid valve, dirt strainer, mounting frame with profiled seal and stainless steel cover plate 175 x 175 mm with piezo pushbutton with start/stop function and hidden screw fixing, 24 V DC.

AQUA627 2000100704

Necessary accessories

Basic installation kit

AQUA603 2000066041

Basic installation kit

AQUA605 2000100734

100 m/ring

ZAQUA077 2000100801

25 m/ring

ZAQUA078 2000100852

100 m/ring

ZAQUA011 2000104272

25 m/ring

ZAQUA012 2000104274

ECC2 function controller

ZA3OP0011 2000108123



SHOWER HEAD

AQUAJET Slimline shower head DN 15 with plastic jet face with anti-calcification system and low aerosol formation, jet angle 16°, for wall connection, polished chromium-plated brass. With flow controller 0.10 l/s.

AQUA754 2000102683

Shower head

AQUA756 2000102689

Shower head

AQUA755 2000102684



SH07040A HIGH SECURITY SHOWERHEAD

SH07040A HIGH SECURITY SHOWERHEAD

SH07040A 2030047313

WATERMANAGEMENT

AQUA 3000 open

The AQUA 3000 open water management system is successful in coordinating sanitary technology throughout the building with central and hygienic control of the entire supply of water. The two levels of our system sub-divided into taps technology and a network.



Networking fittings intelligently - Managing water efficiently

The requirements of sanitary facilities in highly frequented and safety-relevant areas are continuously growing. The AQUA 3000 open water management system sets modern benchmarks with regards to system security, economy, user-friendliness and hygiene.

The system can be individually programmed and can be expanded as required. Water quantities, water hygiene flushes, thermal disinfections and their temperature limit values can be individually set and monitored for each room and even for each individual fitting. Malfunctions are detected immediately and reported by the system. In addition to that, efficient water heating reduces energy consumption.

The water management system is systematically sub-divided into two levels - taps and network - which can communicate with one another using various data protocols. The most important water supply functions are controlled at the taps level. With the ECC2 (ECC = Ethernet-CAN-Coupler) functional controller and the integrated WEB-Server, additional functions ranging up to GLT connections are available at a network level.

Optional expansion options are available with two different additional modules: I/O module with digital inputs and outputs for downstream controllers and GSM module for mobile remote maintenance.



SANITARYWARE / HEAVY DUTY



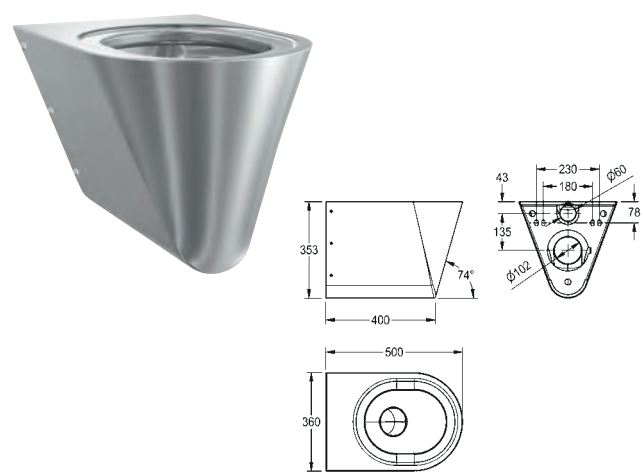
HEAVY-DUTY, the high-security product line has been designed not only for heavily burdened areas such as prisons, police stations, but also for public toilets and roadside restaurants. The range of products extends from wash basins to urinals and toilet bowls to toilet-roll holders, soap dispensers, waste containers, compact WC/ wash basin combinations and all the way to fittings.



Features of the range:

- The housing is suspended on the mounting plate and screwed down to the stainless steel threaded rod using the spindle lock.
- Robust, impact-proof design
- High material thickness up to 2.0 mm
- Theft-proof version
- Easy-to-clean design
- Security you can rely on
- Complete range

SANITARYWARE / HEAVY DUTY



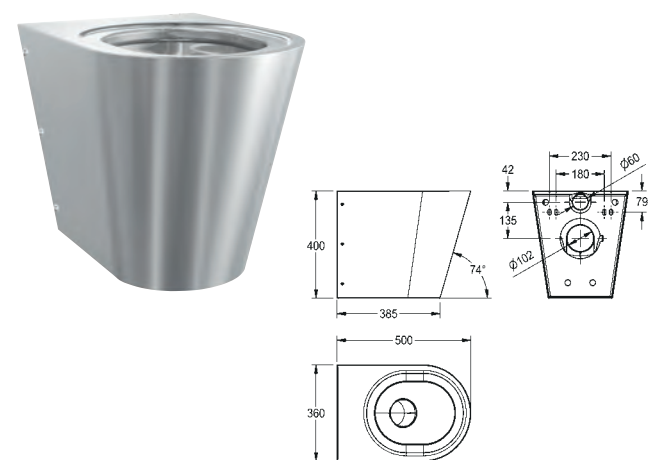
CAMPUS TOILET BOWL

Wall hung WC pan, stainless steel, surface satin finished, material thickness 1.6 mm, flushing certificated to EN 997, concealed flushing rim with min. 4 liter flushing capacity, with a shrouded 100 mm diameter horizontal 'P' trap outlet, pressed seat area tapered towards centre, all edges curved, fixing with mounting plate supplied, conform to EN 33, includes security screws. 4 litre flush EN997 approved.

Without seat

CMPX592

2000100133



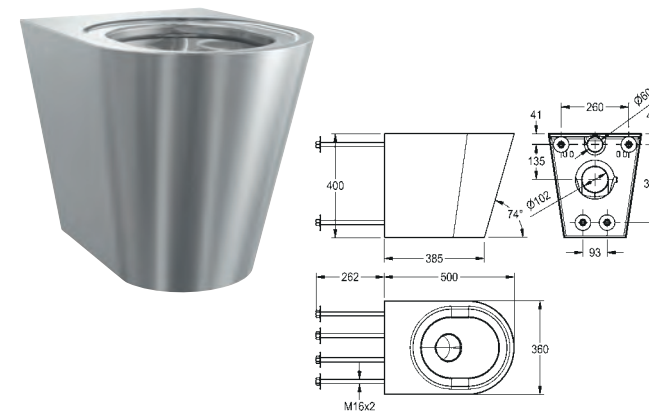
CAMPUS TOILET BOWL

Floor standing WC pan with shroud to the floor, stainless steel, surface satin finished, material thickness 1.6 mm, flushing certificated to EN 997, concealed flushing rim with min. 4 litre flushing capacity, with a shrouded 100 mm diameter horizontal 'P' trap outlet, pressed seat area tapered towards centre, all edges curved, fixing with included mounting plate conform to EN 33, including safety screws. 4 litre flush EN997 approved.

Without seat

CMPX597

2000100153



CAMPUS TOILET BOWL

Campus floor standing WC pan for fitting through duct wall, manufactured from grade 1.4301 (304) stainless steel, material thickness 1.5mm for the pan and shroud - satin polish finish. The WC incorporates a stainless steel P trap 102mm o/d. A separate mounting plate and 3 bolts are provided for mounting the WC through a duct wall. The Campus WC has a pressed seating area that does not require a separate seat in vandal prone installations. However, a seat and lid can be fitted. Approval: Complies with BS EN 997 for 4.5 litre flushing. Also complies with the Australian and German test standards.

Without seat and lid

HDTX597

2000100729



HDTX596WM

Campus floor standing WC pan for fitting through duct wall, manufactured from grade 1.4301 (304) stainless steel, material thickness 1.5mm for the pan and shroud - satin polish finish. The WC incorporates a stainless steel P trap 102mm o/d. A separate mounting plate and 3 bolts are provided for mounting the WC through a duct wall. The Campus WC has a pressed seating area that does not require a separate seat in vandal prone installations. However, a seat and lid can be fitted. Approval: Complies with BS EN 997 for 4.5 litre flushing. Also complies with the Australian and German test standards.

Australian Watermark (WM) approved.
Without seat and lid

HDTX596WM

2030048397



HDTX598WM

Campus floor standing WC pan for fitting through duct wall, manufactured from grade 1.4301 (304) stainless steel, material thickness 1.5mm for the pan and shroud - satin polish finish. The WC incorporates a stainless steel P trap 102mm o/d. A separate mounting plate and 3 bolts are provided for mounting the WC through a duct wall. The Campus WC has a pressed seating area that does not require a separate seat in vandal prone installations. However, a seat and lid can be fitted. Approval: Complies with BS EN 997 for 4.5 litre flushing. Also complies with the Australian and German test standards.

Australian Watermark (WM) approved.
Without seat and lid

HDTX598WM

2030048395



BARIATRIC WC

The Bariatric toilet with heavy duty plastic seat and lid, is manufactured from grade 1.4301 (304) stainless steel with a material thickness of 1.5 mm in a satin polish finish. The specially designed floor standing wc for bariatric patients is fitted with a large seat and lid which gives increased support and comfort for the user. The seat width of 500mm provides stability and security for users weighing up to 381kg (60 stones). Complies with BS EN997 for 4 litre flushing and can be flushed with a conventional 6 litre duct mounted cistern. Ideal for hospitals, doctor's surgeries, specialist clinics and nursing homes.

CE Certified
Max user weight 381 kg
Dimensions 600 x 555 x 400 mm (W x H x D)

G22080N

2000100350

SANITARYWARE / HEAVY DUTY



WC washbasin combination made of chromium nickel steel, satin finished surface for installation outside of a utility room accessible from the rear, with remote controlled tap components for installation in the plant room, mounting from the back using threaded pins.

Date:

Client:

Project name:

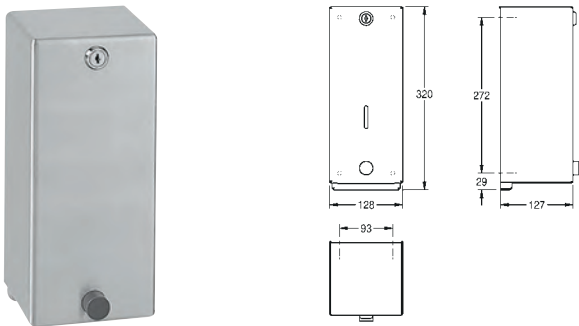
Franke contact:

Deadline:

Number:

When the production drawing has been signed, we can confirm the production time and the order.

	Standard	Project-specific requirements
Dimensions:		
Height of top edge of washbasin	850 mm	<input type="radio"/> mm
Width:	390 mm	<input type="radio"/> mm
Back panel for fittings: height	90 mm	<input type="radio"/> mm
Back panel for fittings: depth	130 mm	<input type="radio"/> mm
Toilet tissue holder:	Ø 140 mm	<input type="radio"/> Ø 125 mm
Installation:		
From the front or the rear:	From the rear; 8x250 mm stainless steel threaded bars	<input type="radio"/> From the front; 6 safety screws on each side
Floor fixing plate:	No fixing plate	<input type="radio"/> With fixing plate
Housing:		
Design:	Round form	<input type="radio"/> Rectangular (only possible with min. width of 500 mm)
Riveted inspection panel	No panel	<input type="radio"/> With panel
WC / washbasin / piping:		
WC position:	With WC	<input type="radio"/> Left <input type="radio"/> Right <input type="radio"/> Central
WC type:	Floor mounted	<input type="radio"/> Wall-mounted
Self-closing washbasin lever valve	Mechanical	<input type="radio"/> Electronic
Height of top edge of WC:	400 mm	<input type="radio"/> mm
Waste fittings:	One waste outlet	<input type="radio"/> WC and washbasin waste separate
Fittings extension:	25 mm	<input type="radio"/> With overflow
Washbasin overflow:	No overflow	<input type="radio"/> 75 mm
Pipe vent:	No pipe vent	<input type="radio"/> With pipe vent at washbasin waste fitting

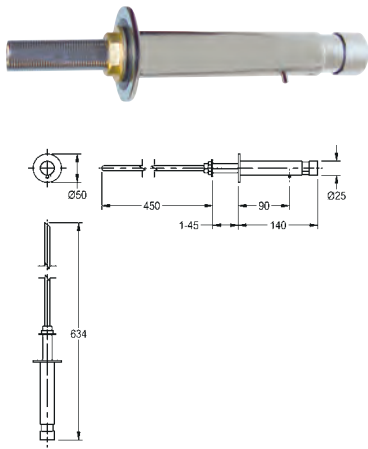


HEAVY-DUTY Soap Dispenser

Soap dispenser for wall mounting, stainless steel, surface satin finished, material thickness 14 gauge (2 mm), casing is held in place by a stainless steel rod fixed to the mounting plate and a security lock, suitable for liquid soaps and lotions, 1 liter soap tank, push button on front, incl. stainless steel screws and dowels.

128x320x127 mm (WxHxD)

SD300 2000057729



Soap dispenser

Soap dispenser for wall mounting and re-filling from Serviceroom behind the wall, high polished chromated brass, requires 18 mm drilling hole, 3/8" thread, spout not movable, suitable for liquid soaps and lotions, without soap tank (can be directly connected to soap can), for filling from behind the wall.

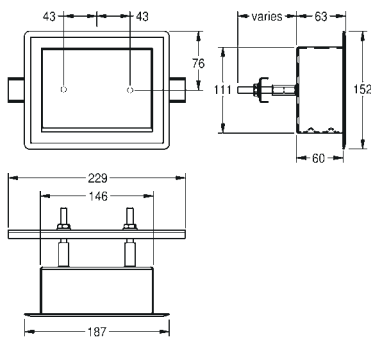
SD110 2000102699



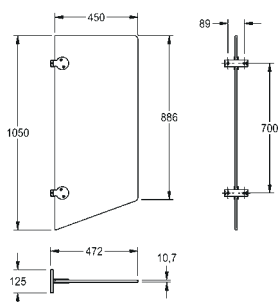
Security soap holder, RM

Soap holder recessed mounted with rectangular vessel shall have lower ribs to prevent soap dip to wet surface and shall fabricated of stainless steel grade 304, material thickness of 1.5mm, all expose surface shall have satin finished. Back mounting plate shall be 1.5mm thick bended stainless steel sheet grade EN 1.4301 (304) and shall be reversible for shallow or deep wall installation. Back of soap holder shall have two (2) welded stud bolt, M8 associated with internally threaded coupling that accept threaded rods with washers and nuts (supplied). Rough wall opening (RWO) required is 165mm (6.5") W x 127mm (5") H x 70mm (2.75")

FRK10206 2000106633



SANITARYWARE / HEAVY DUTY



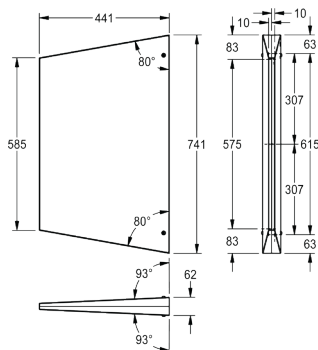
EXOS. URINAL DIVIDER

Urinal divider for wall mounting, made of 10.7 mm thick tempered safety glass, fixing devices stainless steel, incl. stainless steel screws and dowels.

Glass color Brilliant Black PVB, RAL 9005

EXOV701B

2030030321

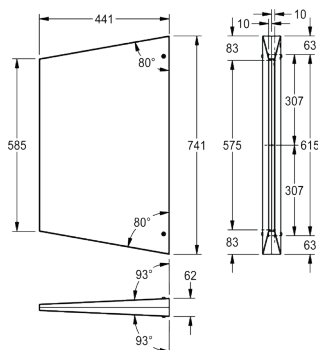


URINAL DIVIDER, 304 MATERIAL

Urinal divider for wall mounting, stainless steel grade 304, surface satin finished, material thickness 1mm outer frames and 2 mm hidden wall mounting, includes screws and dowels.

CMPX700B

2030035699

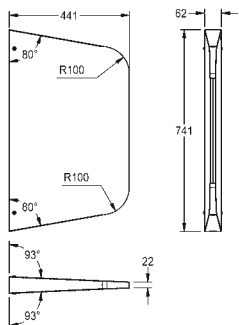


URINAL DIVIDER - 316

Urinal divider for wall mounting, stainless steel Grade 316, surface satin finished, material thickness 1mm outer frames and 2mm hidden wall mounting, included screws and dowels.

CMPX700HN

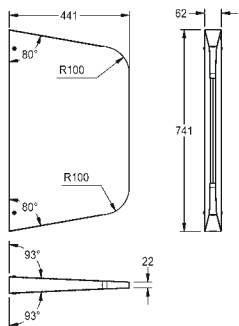
2030016562



URINAL DIVIDER RADIUS-304

Urinal divider for wall mounting, stainless steel grade 304, surface satin finished, material thickness 1mm outer frames and 2 mm hidden wall mounting, includes screws and dowels.

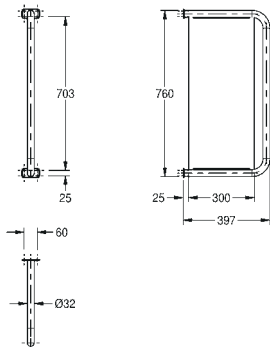
FRK213002 2030035708



URINAL DIVIDER RADIUS-316

Urinal divider for wall mounting, stainless steel grade 316, surface satin finished, material thickness 1mm outer frames & 2mm hidden wall mounting, included screws and dowels.

FRK213002HN 2030016661



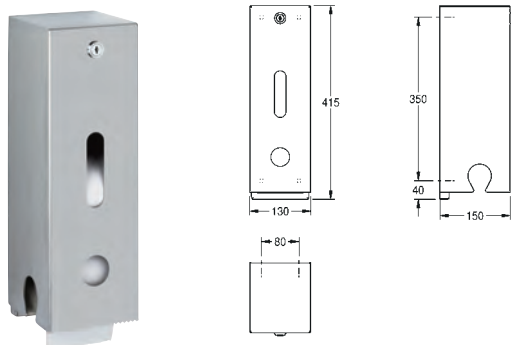
CAMPUS URINAL PARTITION

Urinal divider for wall mounting, stainless steel, surface satin finished, material thickness 1.5 mm, 32 mm pipe diameter, with two stainless steel covers for hidden mounting, includes screws and dowels.

CMPX560 2000056972

SANITARYWARE / HEAVY DUTY

Accessories



HEAVY-DUTY TOILET ROLL HOLDER

Toilet roll holder for wall mounting, stainless steel, surface satin finished, material thickness 14 gauge (2 mm), casing is held in place by a stainless steel rod fixed to the mounting plate and a security lock, paper withdrawal over tear-off edge, for three rolls with max. 120 mm width and max. Ø 115 mm, without spindles, reserve rolls visible, inclusive stainless steel screws and dowels.

Dimensions 130 x 415 x 150 mm (W x H x D)

HDTX674

2000057081

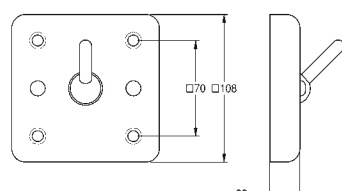
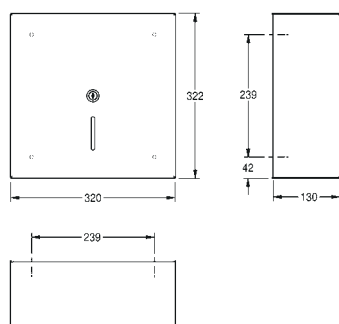


JUMBO ROLL HOLDER

Jumbo roll holder for wall mounting, stainless steel, surface satin inished, material thickness 14 gauge (2 mm), casing is held in place by stainless steel rod fixed to the mounting plate and a security lock, paper withdrawal over two tear-off edges, for 1 roll with max. Ø 300 mm, inclusive stainless steel screws and dowels.

RH320

2000057717



HEAVY-DUTY CLOTHES HOOK

Coat hook for on-wall installation, stainless steel, material thickness 2 mm, visible surface satin finished. Safety hook tilts downwards when overloaded, projection 30 mm from wall plate. Mounting from the front with screws. M6S plastic dowels to be provided by the builder.

Dimensions 108 x 108 x 52 mm (W x H x D)

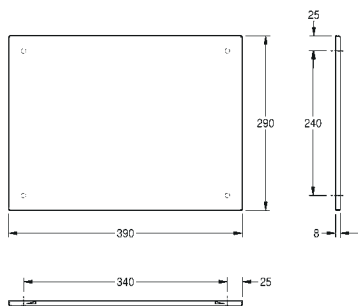
HDTX692

2000090046

Version for installation from the rear, with threaded pins for vandalism-resistant installation via utility room

HDTX693

2000090047



HEAVY-DUTY MIRROR

Stainless steel mirror for wall mounting, mirror with a reflective polished surface, material thickness 1 mm, hidden thief resistant fixings, reinforced with polystyrene plate, inclusive stainless steel screws and dowels.

Dimensions 390 x 290 mm (W x H)

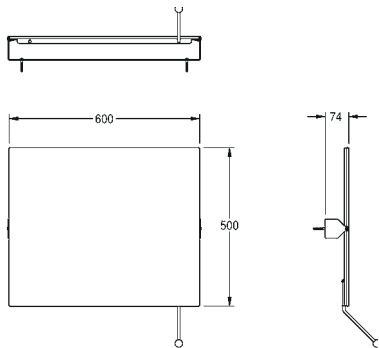
M400HD 2000057089

Dimensions 590 x 490 mm (W x H)

M600HD 2000057091

Dimensions 490 x 390 mm (W x H)

M500HD 2000057090



CONTINA SWINGABLE MIRROR

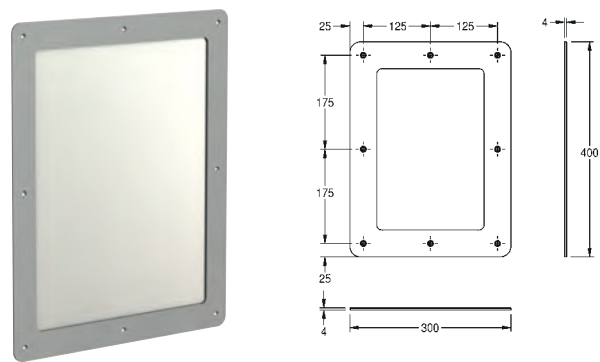
Swingable mirror for wall mounting, mirror and brackets stainless steel, mirror with a reflective polished surface, brackets surface satin finished, material thickness mirror 8 mm, material thickness brackets 4 mm, reinforced with polystyrene plate and hidden fixings, reinforced 1.5 mm stainless steel bracket on backside, swingable due to premounted lever, lever can be mounted right or left, inclusive stainless steel screws and dowels.

Dimensions 600 x 500 x 74 mm (W x H x D)

CNTX91 2000057509

SANITARYWARE / HEAVY DUTY

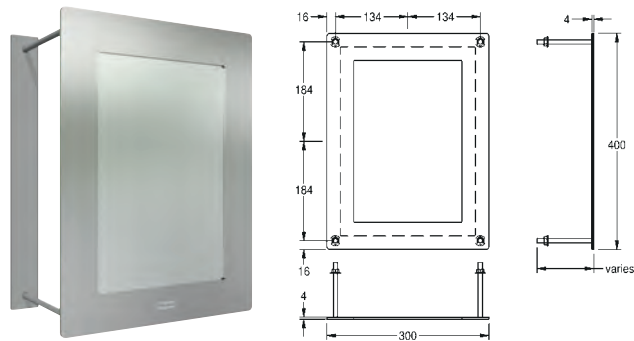
Accessories



STAINLESS STEEL MIRROR

Stainless steel mirror for wall mounting is made from stainless steel sheet Grade EN 1.4301 (304), surface satin finished frame, material thickness 3.0 mm, with reflective polished surface. Back corners of SS frame have four (4) welded stud bolts, M8 associated with internally threaded coupling that accept threaded rods with washers and nuts (supplied).

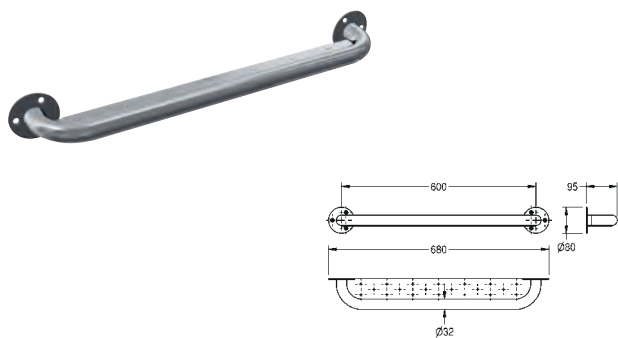
MIR4030	2000106594
MIR5040 Stainless steel mirror	
MIR5040	2000106595
MIR6050 Stainless steel mirror	
MIR6050	2000106596



HIGH SECURITY MIRROR

Stainless steel high security mirror for hidden mounting is made of stainless steel Grade EN 1.4301 (304), frame surface satin finished, material thickness 3.0mm, with reflective polished surface. Back corners of SS frame have four (4) welded stud bolts, M8 associated with internally threaded coupling that accept threaded rods with washers and nuts (supplied).

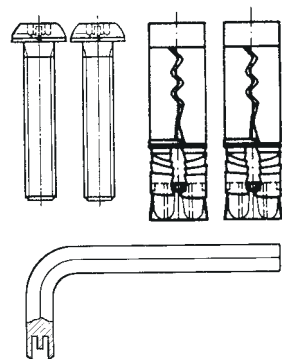
MIR4030HS	2000106634
MIR5040HS SS High Security Mirror	
MIR5040HS	2000106636
MIR6050HS SS High Security Mirror	
MIR6050HS	2000106637



SECURITY GRAB BAR, 600MML

Security Grab Bar, 600 mmL with plate enclosure for wall mounting, stainless steel, surface satin finished, rough polishing for better feel, 32 mm Ø pipe, material wall thickness 1.2 mm, 2.0 mm perforated plate enclosure. Complete with mounting plate, 2.0 mm material thickness, surface satin finished with three fixing holes, includes high security wall fixing hardware.

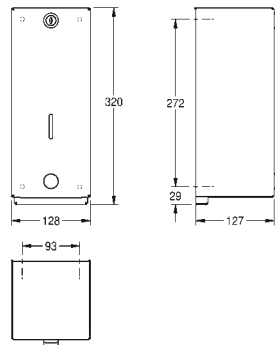
FRK202006	2030020428
------------------	------------



HEAVY-DUTY BX PROTECTION SYSTEM

Mounting system HD, made of stainless steel, 2 locking screws, 2 anchor, 1 key = Set

BF22HD	2000101366
---------------	------------



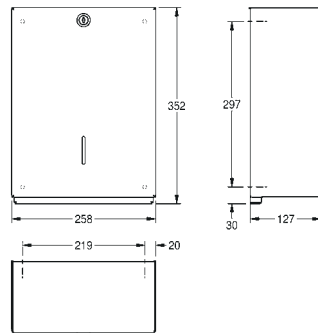
HEAVY-DUTY SOAP DISPENSER

Soap dispenser for wall mounting, stainless steel, surface satin finished, material thickness 14 gauge (2 mm), casing is held in place by a stainless steel rod fixed to the mounting plate and a security lock, suitable for liquid soaps and lotions, 1 liter soap tank, push button on front, inclusive stainless steel screws and dowels.

Dimensions 128 x 320 x 127 mm (W x H x D)

SD300

2000057729



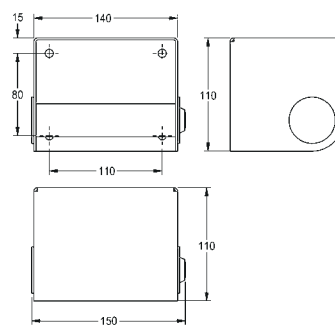
HEAVY-DUTY PAPER TOWEL DISPENSER

Paper towel dispenser for wall mounting, stainless steel, surface satin finished, material thickness 14 gauge (2 mm), complete closed casing, casing is held in place by a stainless steel rod fixed to the mounting plate and a security lock, loading capacity 400 - 600 pcs. of paper depending on convolution, inclusive stainless steel screws and dowels.

Dimensions 258 x 352 x 127 mm (W x H x D)

TD350

2000057407



HEAVY-DUTY TOILET ROLL HOLDER

Toilet roll holder for wall mounting, stainless steel, surface satin finished, material thickness 14 gauge (2 mm), replaceable spindle secured by heavy-duty lock, for 1 roll with maximum 130 mm width, inclusive stainless steel screws and dowels.

Dimensions 140 x 110 x 110 mm (W x H x D)

HDTX0001

2030005623

GENERAL PURPOSE

BUCKET AND UTILITY SINKS





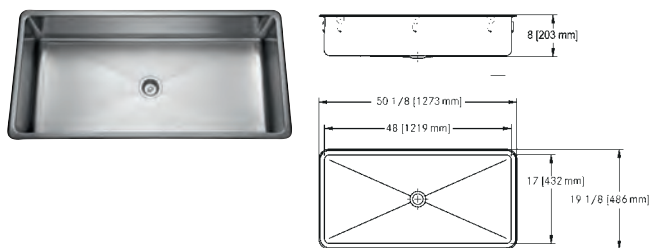
Combines domestic and commercial utility sinks designed for the use in workshops, general industrial applications, laboratories, retail sector and food processing industry.

Features of the range:

- Generously sized workroom basins
- Range of sizes
- Models for wall-mounting and installation in covers
- Wall models with hygienic tiled edge

GENERAL PURPOSE

BUCKET AND UTILITY SINKS



ART ROOM SINK, 18 GAUGE, T316

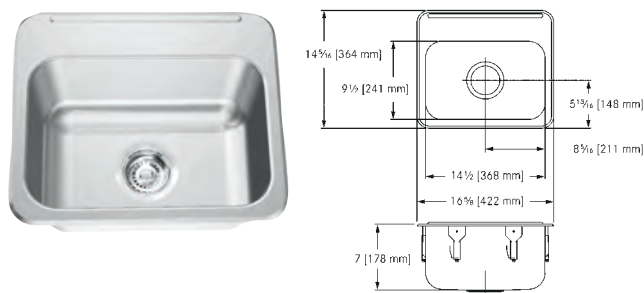
Single compartment self rimming topmount sink without faucet ledge. 18 gauge (1.2 mm), type 316 (EN1.4401 17/12/2) stainless steel. Exposed surfaces are #4 satin finished. Undercoated to reduce condensation and resonance. Includes waste fitting, factory applied rim seal, and factory installed EZ TORQUE™ fasteners. Certified to ASME A112.19.3-2008 / CSA B45.4-08.

Centre waste location, 3 1/2" (89 mm) type 316 (EN1.4401 17/12/2) stainless steel crumb cup strainer with 1 1/2" (DN38) type 316 (EN1.4401 17/12/2) stainless steel tailpiece.

19 1/8 x 50 1/8" Overall. 17 x 48 x 8" Bowl. (FB x LR x D).

486 x 1273 mm Overall. 432 x 1219 x 203 mm Bowl. (FB x LR x D).

ART48/316-1 2000101882



WITH LEDGE, 20 GAUGE

Single compartment self rimming topmount sink with faucet ledge. 20 gauge (0.9 mm), type 302 (CNS 18/8) stainless steel. Exposed surfaces are #4 satin finished. Undercoated to reduce condensation and resonance. Includes waste fitting, factory applied rim seal, cutout template, and factory installed EZ TORQUE™ fasteners. Certified to ASME A112.19.3-2008 / CSA B45.4-08.

Centre waste location. Includes 3 1/2" (89 mm) crumb cup strainer with 1 1/2" (DN38) brass tailpiece.

Model Options:

- LBS9407-1/1, 1 faucet hole, 1 1/2" diameter
- LBS9407-1/2, 2 faucet holes, 1 1/2" diameter, 4" centres
- LBS9407-1, Custom (non-returnable)

14 5/16 x 16 5/8" Overall. 9 1/2 x 14 1/2 x 7" Bowl. (FB x LR x D).

364 x 422 mm Overall. 241 x 368 x 178 mm Bowl. (FB x LR x D).

LBS9407-1 2000102223



SINGLE, NO LEDGE, 18 GAUGE, T316

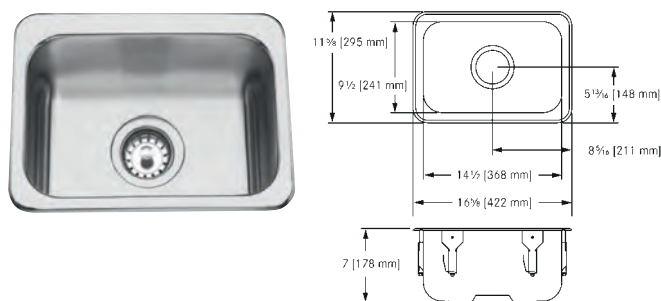
Single compartment self rimming topmount sink less faucet ledge. 18 gauge (1.2 mm), type 316 (EN1.4401 17/12/2) stainless steel. Exposed surfaces are #4 satin finished. Undercoated to reduce condensation and resonance. Includes waste fitting, factory applied rim seal, cutout template, and factory installed EZ TORQUE™ fasteners. Certified to ASME A112.19.3-2008 / CSA B45.4-08.

Centre waste location, 3 1/2" (89 mm) type 316 (EN1.4401 17/12/2) stainless steel crumb cup strainer with 1 1/2" (DN38) type 316 (EN1.4401 17/12/2) stainless steel tailpiece.

11 5/8 x 16 5/8" Overall. 9 1/2 x 14 1/2 x 7" Bowl. (FB x LR x D).

295 x 422 mm Overall. 241 x 368 x 178 mm Bowl. (FB x LR x D).

S9407/316P-1 2000102390



NO LEDGE, 20 GAUGE

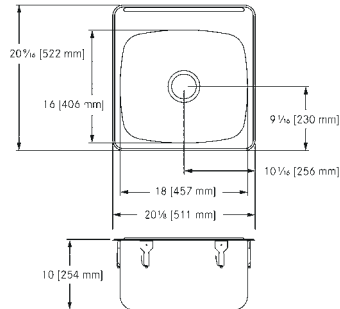
Single compartment self rimming topmount sink less faucet ledge. 20 gauge (0.9 mm), type 302 (CNS 18/8) stainless steel. Exposed surfaces are #4 satin finished. Undercoated to reduce condensation and resonance. Includes waste fitting, factory applied rim seal, cutout template, and factory installed EZ TORQUE™ fasteners. Certified to ASME A112.19.3-2008 / CSA B45.4-08.

Centre back waste location. Includes 3 1/2" (89 mm) crumb cup strainer with 1 1/2" (DN38) brass tailpiece.

11 5/8 x 16 5/8" Overall. 9 1/2 x 14 1/2 x 7" Bowl. (FB x LR x D).

295 x 422 mm Overall. 241 x 368 x 178 mm Bowl. (FB x LR x D).

S9407-1 2000102392



SINGLE, WITH LEDGE, 18 GAUGE, T316

Single compartment self rimming topmount sink with faucet ledge. 18 gauge (1.2 mm), type 316 (EN1.4401 17/12/2) stainless steel. Exposed surfaces are #4 satin finished. Undercoated to reduce condensation and resonance. Includes waste fitting, factory applied rim seal, cutout template, and factory installed EZ TORQUE™ fasteners. Certified to ASME A112.19.3-2008 / CSA B45.4-08.

Centre waste location, 3 1/2" (89 mm) type 316 (EN1.4401 17/12/2) stainless steel crumb cup strainer with 1 1/2" (DN38) type 316 (EN1.4401 17/12/2) stainless steel tailpiece.

Model Options:

LBS6810/316P-1/1, 1 faucet hole, 1 1/2" diameter

LBS6810/316P-1/3, 3 faucet holes, 1 1/2" diameter, 4" centres, 8" centreset

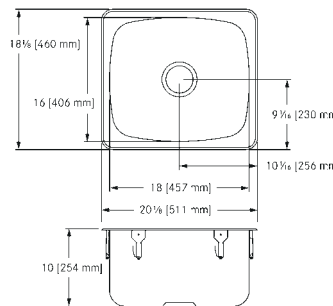
LBS6810/316P-1, Custom (non-returnable)

20 9/16 x 20 1/8" Overall. 16 x 18 x 10" Bowl. (FB x LR x D).

522 x 511 mm Overall. 406 x 457 x 254 mm Bowl. (FB x LR x D).

LBS6810/316P-1

2000102152



SINGLE, NO LEDGE, 18 GAUGE, T316

Single compartment self rimming topmount sink less faucet ledge. 18 gauge (1.2 mm), type 316 (EN1.4401 17/12/2) stainless steel. Exposed surfaces are #4 satin finished. Undercoated to reduce condensation and resonance. Includes waste fitting, factory applied rim seal, cutout template, and factory installed EZ TORQUE™ fasteners. Certified to ASME A112.19.3-2008 / CSA B45.4-08.

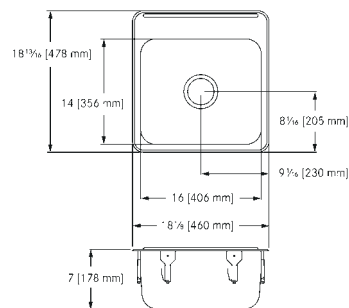
Centre waste location, 3 1/2" (89 mm) type 316 (EN1.4401 17/12/2) stainless steel crumb cup strainer with 1 1/2" (DN38) type 316 (EN1.4401 17/12/2) stainless steel tailpiece.

18 1/8 x 20 1/8" Overall. 16 x 18 x 10" Bowl. (FB x LR x D).

460 x 511 mm Overall. 406 x 457 x 254 mm Bowl. (FB x LR x D).

S6810/316P-1

2000102377



SINGLE, WITH LEDGE, 18 GAUGE, T316

Single compartment self rimming topmount sink with faucet ledge. 18 gauge (1.2 mm), type 316 (EN1.4401 17/12/2) stainless steel. Exposed surfaces are #4 satin finished. Undercoated to reduce condensation and resonance. Includes waste fitting, factory applied rim seal, cutout template, and factory installed EZ TORQUE™ fasteners. Certified to ASME A112.19.3-2008 / CSA B45.4-08.

Centre waste location, 3 1/2" (89 mm) type 316 (EN1.4401 17/12/2) stainless steel crumb cup strainer with 1 1/2" (DN38) type 316 (EN1.4401 17/12/2) stainless steel tailpiece.

Model Options:

LBS4607/316P-1/1, 1 faucet hole, 1 1/2" diameter

LBS4607/316P-1/3, 3 faucet holes, 1 1/2" diameter, 4" centres, 8" centreset

LBS4607/316P-1, Custom (non-returnable)

18 13/16 x 18 1/8" Overall. 14 x 16 x 7" Bowl. (FB x LR x D).

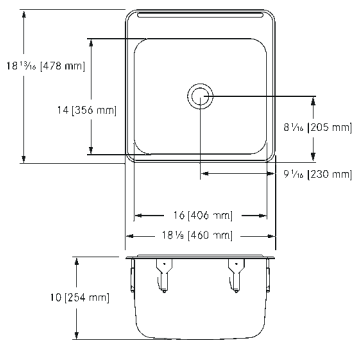
478 x 460 mm Overall. 356 x 406 x 178 mm Bowl. (FB x LR x D).

LBS4607/316P-1

2000102084

GENERAL PURPOSE

BUCKET AND UTILITY SINKS



SINGLE, WITH LEDGE, 18 GAUGE, T316

Single compartment self rimming topmount sink with faucet ledge. 18 gauge (1.2 mm), type 316 (EN1.4401 17/12/2) stainless steel. Exposed surfaces are #4 satin finished. Undercoated to reduce condensation and resonance. Includes waste fitting, factory applied rim seal, cutout template, and factory installed EZ TORQUE™ fasteners. Certified to ASME A112.19.3-2008 / CSA B45.4-08.

Centre waste location, 3 1/2" (89 mm) type 316 (EN1.4401 17/12/2) stainless steel crumb cup strainer with 1 1/2" (DN38) type 316 (EN1.4401 17/12/2) stainless steel tailpiece.

Model Options:

LBS4610/316P-1/1, 1 faucet hole 1 1/2" diameter

LBS4610/316P-1/2, 2 faucet holes 1" diameter 2 3/4" centreset

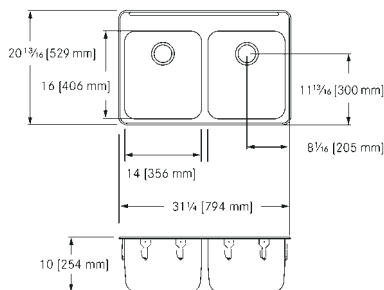
LBS4610/316P-1/3, 3 faucet holes 1 1/2" diameter, 8" centreset

18 13/16 x 18 1/8" Overall. 14 x 16 x 10" Bowl. (FB x LR x D).

478 x 460 mm Overall. 356 x 406 x 254 mm Bowl. (FB x LR x D).

LBS4610/316P-1

2000102096



WITH LEDGE, 18 GAUGE

Double compartment self rimming topmount sink with faucet ledge. 18 gauge (1.2 mm), type 304 (CNS 18/10) stainless steel. Exposed surfaces are #4 satin finished. Undercoated to reduce condensation and resonance. Includes waste fittings, factory applied rim seal, cutout template, and factory installed EZ TORQUE™ fasteners. Certified to ASME A112.19.3-2008 / CSA B45.4-08.

Centre back waste location. Includes 3 1/2" (89 mm) crumb cup strainer with 1 1/2" (DN38) brass tailpiece.

Model Options:

LBD6410PCB-1/1, hole, 1 1/2" diameter, centreed over partition

LBD6410PCB-1/3, 3 faucet holes, 8" centreset, 1 1/2" diameter, centreed over partition

LBD6410PCB-1/4, 4 faucet holes total, 1 1/2" diameter, 4" centres, 8" centreset, plus 1 faucet hole 4" to the right (non-returnable)

LBD6410PCB-1, Custom (non-returnable)

20 13/16 x 31 1/4" Overall. 16 x 14 x 10" Bowl. (FB x LR x D).

529 x 794 mm Overall. 406 x 356 x 254 mm Bowl. (FB x LR x D).

LBD6410PCB-1

2000101983



DROP-ON WASHTROUGH

Dimensions 600 x 500 x 257 mm. Unit to be manufactured from Grade 304 (18/10) Stainless Steel, 0,9mm gauge. Unit to include a pressed bowl 525 x 425 x 257 mm deep (43 litres) with a 40 mm waste outlet. Unit to be fixed to the wall with a pair of galvanised mild steel Falcon Brackets (brackets optional, please specify).

- Trough wall mounted or drop on type
- One piece pressed bowl 43 litres

* waste fitting not included

2560001

2030021822



LDS DRIP SINK/ CLEANER SINK

Franke model LDS drip sink 600 x 500 x 258mm deep manufactured from Grade 304 (18/10) stainless steel 0,9mm thick and with a 50mm waste outlet. Unit fitted with stainless steel hinged bucket grid manufactured from 2630027 LDS Drip Sink/ Cleaner Sink Unit fixed to wall 600mm high from the top of the front apron to the finish floor level with 4 off anchor bolts (bolts specified elsewhere).

- Large bowl 43 litres capacity
- One piece pressed construction

2630027

2030047041

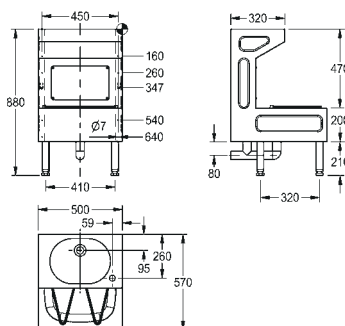


JANITORIAL UNIT

Floor standing janitorial unit manufactured from grade 1.4301 (304) stainless steel, 1.2mm material thickness throughout except for lower bowl thick is 0.9mm. Supplied complete with monobloc mixer, 32mm flush grated waste (for top wash bowl) and 38mm domed waste outlet (for lower bowl). The janitorial unit can be fixed with 4 legs for floor standing or part wall hung/floor standing by using only two of the front legs or alternatively can be fitted as a wall hung unit by using the joggle strip provided.

G20050N

2000100145



TERMS AND CONDITIONS

of sale

1. General

All quotations issued and orders received are subject to these Conditions of Sales and no alterations shall take effect unless confirmed in writing by **Franke LLC**, (hereinafter referred to as "the Seller"). No terms, condition or warranty not recorded herein shall be binding on the Seller, except where such is necessarily imported into the contract under any Statute or at Common Law.

2. Prices

- (i) Errors and omissions are subject to correction
- (ii) Unless otherwise stated in writing, prices charged would be those ruling at the date of the order being received by the company.
- (iii) Unless otherwise specified, prices **exclude** delivery, off-loading, positioning and installation.
- (iv) Prices are correct at the time of printing but are subject to alteration without prior notification.

3. Payment

- (i) In respect of an initial order and whenever else specified by the Seller, the Buyer shall pay the Seller in full as a condition precedent to dispatching the goods. In all other cases, payment must be made in full according to the agreed payment terms.
- (ii) Where payment is not received by the due date, the Seller reserves the right to charge interest on outstanding amounts for each month or part of any month that payment is overdue, at the highest rate allowed by law, and/or at the Seller's option to suspend all deliveries of all goods to the Buyer.
- (iii) If Buyer should default on any payment, the Seller reserves the right to declare all invoice amounts due and payable without notice to the Buyer. In the event the Seller should commence any action or actions, the Buyer agrees to pay reasonable collection and attorney's fee and court and other expenses incurred by the Seller, whether or not the suit is filed.
- (iv) Title to the goods or any part thereof shall not pass to the Buyer until the Seller has been paid in full for the goods.
- (v) No goods may be returned to the Seller without Seller's prior written permission. Seller reserves the right to decline all returns or to accept them subject to a handling/restocking charge. Even after Seller has authorized the return of goods for credit, Seller reserves the right to adjust the amount of any credit given to Buyer on return of the goods based on the conditions of the goods on arrival in the Seller's warehouse. Credit for returned goods will be issued to Buyer only where such goods are returned by Buyer and not by any subsequent owner of the goods. Goods will be considered for return only if they are in their original condition and packaging.

4. Delivery

- (i) Any time expressed for delivery shall be deemed to be an estimate only, time not being of the essence for the contract un-

less separately agreed to in writing by the Seller. The Seller accepts no liability for any loss sustained by the Buyer through late delivery and further where a time for delivery has been agreed but delivery is delayed for any reason beyond the control of the Seller, a reasonable extension of time shall be allowed to the Seller.

- (ii) Where working drawings have to be approved by either the Buyer or his agent then the estimated delivery period is to be applied from the date of receipt in writing by the Seller of this approval.
- (iii) Where a time for delivery is agreed and the Buyer fails for whatever reason to accept the delivery, a minimum charge of **30% of the total Invoice Value** will be incurred and the Seller reserves the right to make a reasonable charge for storage. Should delivery not be possible after one week's delay the Seller shall be entitled to submit his invoice and the normal conditions of payment will apply.
- (iv) The Buyer shall provide adequate labour and unloading facilities at the place of delivery at his own risk and expense.
- (v) If advance notice of the approximate arrival time of the delivery vehicle is required this must be stated on the order.
- (vi) An additional charge will normally be made for packing and delivery outside **United Arab Emirates**.
- (vii) Any special delivery arrangements or similar requests by the Buyer will be charged at cost.

Delivery Charges

Applicable delivery are charged to the Buyer separately and are indicated in writing as *Transport Charges*.

5. Restocking

In cases wherein the customer has duly expressed the intention to return products to Franke L.L.C., the following terms and conditions apply:

- (i) Only products that meet the following criteria will be considered for return by prior agreement:
 - 1.1 In its original packaging
 - 1.2 In a resalable condition
 - 1.3 A current product shown in the latest published copy of our sales catalogue.
- (ii) A restocking charge of 30% of the original invoice value will be applied.
- (iii) Any goods authorized for restocking must be returned at the customer's expense and risk. Any goods received back damaged will not be credited.
- (iv) An authorization to return goods needs to be issued by Franke L.L.C. before any goods will be accepted. Franke L.L.C. reserves the right to refuse a restocking request.
- (v) Non-standard or customized products cannot be accepted for return.

6. Cancellation of Order

- (i) Special item orders cannot be cancelled. The Seller will invoice the full amount whether or not the product is still required.
- (ii) Standard products' order cannot be cancelled without the Seller's agreement in

writing. (standard products are those products that appear on Franke's official website)

- (iii) Once goods have been delivered they are not in any circumstances returnable without the Seller's agreement in writing.

7. Damage or Loss in Transit

- (i) The Seller is not liable for any damage or loss during delivery transport, unloading or thereafter.
- (ii) The Buyer or his agent should examine goods on arrival and details of any damage or loss entered on the Carrier's note.
- (iii) In the event of non-arrival, damage or shortage of goods, no claim will be accepted unless notification is given to the Seller in writing within 7 days from the date of the Seller's invoice.
- (iv) Damaged goods will not be replaced or repaired if they have been used or installed.

8. Property and Risk

- (i) Title to each item of the goods supplied by the Seller remains vested in the Seller until the purchase price and all other monies owing by the Buyer in relation to those goods or the price (whether or not due) are paid in full.
- (ii) In addition, and without prejudice to sub-condition (i) above, title to goods supplied by the Seller remains vested in the Seller until such time as there are no monies owing by the Buyer to the Seller on any account (whether or not due).
- (iii) Notwithstanding this reservation of title the Buyer may resell any goods in the ordinary course of business which remains the property of the Seller, in which event the Buyer shall remit the proceeds of sale to the Seller and in such a way that they are kept separate and are readily identifiable. The Seller shall be entitled (but not obliged) at any time to recover and dispose of any goods to which it has retained title under this clause and the Buyer will be deemed to have granted to the Seller an irrevocable licence, for so long as any monies shall remain owing to the Seller to enter the Buyer's premises to inspect and recover any such goods.
- (v) The Buyer agrees to undertake in respect of all goods that remain the property of the Seller:
 - (a) To store the same in such a way that they are readily identifiable as the property of the Seller.
 - (b) To insure the same to their full value.
 - (c) To hold the same in all respects as bailor for the Seller.
- (vi) Where the property in the goods has not passed, the Seller may nevertheless maintain an action against the Buyer for the purchase prices and all other monies then owing to the Company in relation to the goods.
- (vii) If the Seller repossesses or resells its goods it shall credit the Buyer in the Seller's accounts (in each case after deduction of all expenses of recovery and/or sale) with the lesser of (i) the net value or proceeds of sale (as the Seller may elect)

of the goods and (ii) the invoiced price to the Buyer of the goods.

- (viii) Notwithstanding the provisions of Condition 8(i) and 8(ii) above the goods shall be at the risk of the Buyer from the time when they are tendered for the delivery at an agreed destination or are available for collection by the Buyer or cease to be in the Seller's possession and in particular when they are delivered into the possession or custody of a carrier, forwarding agent, warehouseman or other bailee or agent for the purposes of transmission whether or not such person contracts with or is instructed by the Seller or Buyer.

9. Drawings

All drawings by the Seller shall remain the Seller's property and copyright, and therefore must not be wholly or partially used or copied without the Seller's written permission.

10. Description

Illustrations and dimensions, in the Seller's catalogue or documents, although correct in general detail, do not constitute a sale by description. The Seller's policy is one of continuing improvement and the Seller reserves the right to vary or modify the design, specification, or surface finish without notice, unless written undertaking has been given to the contrary.

11. Replacement

Where the goods supplied by the Seller are of the Seller's design and manufacture the Seller will make good any defects in those goods subject to the following conditions:-

- (i) The Buyer shall notify the Seller; and the Seller should officially acknowledge the receipt of complaint.
- (ii) The Seller shall send the replacement of reported defective goods as soon as possible. Customer will be advised with the dispatch date, accordingly. At the onset, full amount to be invoiced to the customer. This will be credited back if the test findings resulted to the conclusion that the defect is due to the fault of the Seller.
- (iii) Customer is required to coordinate the return of the defective goods within two weeks after the replacement product has been received. Failure to return the defective goods, Seller reserves the right to invoice the full amount to the customer.
- (iv) The Seller shall be provided with an adequate opportunity to examine and investigate the defective goods. Replacement of the defective product is free of charge; however, if the findings show that the defect was due to improper installation, product misuse, or any other conditions which is outside Franke's standard warranty terms and conditions, full amount shall be invoiced to the customer.
- (v) Where the defect is reasonably attributed to the fault of the Seller, the Seller shall replace or repair the defective goods, but shall not be liable for any costs of removal of the defective goods, or installation of replacement goods, nor any consequential loss or damage arising there from.
- (vi) The Seller will not accept any charges for remedial work that is carried out without

his express authority and approval.

- (vii) The Seller's liability shall be limited to the repair or replacement of materials and components manufactured by the Seller. No goods are guaranteed by the Seller for any specific length of time but are warranted to be free from defect in workmanship and materials at time of delivery. No liability can be accepted in respect of products that have become defective due to contact with corrosive liquids such as strong bleaching solutions and fluids, photographic developing liquids, immersion type silver cleaning fluids and the like that are injurious to stainless steel.
- (viii) Where goods and components supplied by the Seller are not of the Seller's design and manufacture, the Seller's liability shall be limited to the guarantee provided by the manufacturer of such goods and components.
- (ix) The Seller shall not be under any duty arising from Section 11 of these Conditions of Sale if the Buyer is in breach of any provision of the Contract with the Seller until the Buyer has remedied the breach.

12. Indemnity

The Buyer shall indemnify the Seller against all damages, penalties, costs and expenses to which the Seller may be liable if any work done in accordance with the Buyer's specification infringes any third party property right.

13. Information

- (i) All warning data sheets, diagrams and other information as to the construction, assembly use, storage or disposal of the goods made available to the Buyer before, at the time of, or after the time of supply of the goods to the Buyer shall be supplied by the Buyer to any person to whom the Buyer supplies the goods or any product in which the goods are incorporated and the Buyer shall impose a similar requirement on such person. The Buyer shall indemnify the Seller in full against all liabilities costs claims demands and expenses resulting from any failure by any person other than the Seller to make such warnings data sheets, diagrams and other information available to any other person.
- (ii) Where an indication as to time limits for the use of the goods has been supplied to the Buyer shall procure that all persons into whose hands the goods may come are aware of such time limits and shall not supply the goods after such time limits have been exceeded.
- (iii) The Buyer will notify the Seller of any intended application of the goods other than that contemplated in the information referred to in sub-section (i) above so as to enable the Seller to verify that the goods will be safe for use in such application.

14. Termination

If the Buyer commits any breach of these conditions, or if in the opinion of the Seller, the financial standing of the Buyer becomes unsatisfactory, the Seller may, without prejudice to its other rights and remedies, terminate this contract and any other contract with the Buyer. The Seller

shall also be entitled to require immediate payments for all goods delivered. In the event of termination under the provisions of this clause the Seller shall be relieved of all liability under this contract and any other contract so terminated.

15. Force Majeure

In the event of war, invasion, act of foreign enemy, hostility (whether war has been declared or not), civil war, rebellion, revolution, insurrection or military or usurped powers, the Seller shall be relieved of liabilities incurred under the contract whatsoever and to the extent to which fulfilment of such obligations is presented, frustrated or impeded as a consequence of any such events or by status, rules, regulations, order or requisition issued by any Government Department, Council, or duly constituted authority, or from strikes, lock-outs, breakdown of plant or any other causes (whether or not like nature) beyond the Seller's control.

16. Law and Arbitration

- (i) All contracts entered into by the Seller shall be subject to UAE Law (United Arab Emirates' Law).
- (ii) In the event of any dispute between the parties the same shall be submitted to an appropriate arbitrator selected by the Seller.

17. General

- (i) Any notice to be given under these conditions may be delivered by hand, or sent by first class post, addressed to the party to be served at its registered office for the time being or (if not a company) the address for the party giving the notice. Notices served by post shall (except where expressly provided otherwise) be deemed served on the second business day after the date of posting, 'business day' shall mean a day other than a Friday or Saturday or Statutory Public Holiday.
- (ii) No failure or delay by the Seller in exercising any of its rights under this contract shall operate as a waiver thereof.
- (iii) In the event that any of these conditions shall become or shall be declared by any court of competent jurisdiction to be invalid or unenforceable in any way, such invalidity or unenforceability shall in no way impair or affect any of the other conditions hereof all of which shall remain in full force and effect.
- (iv) Clause headings are for ease of reference only and do not affect construction.

18. Warranty

- (i) Franke LLC's products have the following warranty periods from the date of delivery: Std. SS Accessories (e.g. Rodan) – 5 years
Taps and water controls – 2 years
Hand dryers – 2 years depending on model
- (ii) For specific product warranty periods, Buyer should request from the Seller.

19. Retention of Title

All goods delivered by the Seller will remain the Seller's property until all debts owed to the Seller by the buyer, including any balances existing are settled.

INDEX

Types

TYPE	ITEM NUMBER	PAGE
2520029	2030030488	135
2560001	2030021822	161
2560009	2030047039	135
2630027	2030047041	161
3L Pedal Bin	2030033150	094
6L Pedal Bin	2030033151	094
12L Pedal Bin	2030033152	094
20L Pedal Bin	2030033153	094
40L Pedal Bin	2030033154	094
A		
ANMA0020	2030008456	121
ANMA0021	2030008457	121
ANMW0001	2030020667	110
ANMW0001	2030020667	111
ANMW0002	2030020673	110
ANMW0002	2030020673	111
ANMW0003	2030020676	111
ANMW0010	2030020677	110
ANMW0011	2030020679	110
ANMW210	2000090004	116
ANMW211	2000090005	116
ANMW220	2000090006	116
ANMW221	2000090007	116
ANMW230	2000090008	117
ANMW231	2000090009	117
ANMW410	2000090010	114
ANMW411	2000090011	114
ANMW416	2000101159	114
ANMW420	2000090012	114
ANMW421	2000090013	114
ANMW430	2000090014	115
ANMW431	2000090015	115
ANMW500	2030020956	120
ANMW501	2030020958	120
ANMW502	2030020959	120
ANMW503	2030020961	120
ANMW504	2030020962	120
ANMW505	2030020963	120
ANMW510	2000100836	115
ANMW511	2000100843	115
ANMW515	2000100848	115
ANMW516	2000100849	115
ANMW520	2000100850	116
ANMW521	2000100851	116
ANMW550	2000100901	117
ANMW551	2000100902	117

TYPE	ITEM NUMBER	PAGE
ANMW555	2000100904	117
ANMW556	2000100905	117
ANMW560	2000100912	117
ANMW561	2000100913	117
AQUA109	2000090028	138
AQUA130	2000067773	138
AQUA131	2000067774	138
AQUA200AUS	2000105213	140
AQUA201AUS	2000110546	139
AQUA202AUS	2000103675	140
AQUA203AUS	2000103673	139
AQUA205AUS	2000103674	139
AQUA615	2000101044	140
AQUA627	2000100704	141
AQUA754	2000102683	141
AQUA755	2000102684	141
AQUA756	2000102689	141
ART36/316-1	2000101878	158
ART48/316-1	2000101882	158
ART60/316-1	2000101886	158
ARTH101	2000090041	068
ARTH210	2000090042	068
ARTW410	2000056770	067
B		
BF22HD	2000101366	154
BR300OU	2000100793	133
BS204-M	2000103078	132
BS204	2000090016	132
BS205-M	2000103080	132
BS205	2000090017	132
BS646	2000056910	074
BS648	2000057041	074
BS677	2000057045	071
C		
CHRX669	2000060983	073
CHRX670	2000057141	073
CHRX675	2000057143	071
CHRX676N	2030028851	071
CHRX690	2000057150	075
CMPX560	2000056972	151
CMPX592B	2000100136	146
CMPX592G	2000100137	146
CMPX592S	2000100134	146
CMPX592W	2000100138	146
CMPX592	2000100133	146
CMPX597G	2000100157	146

TYPE	ITEM NUMBER	PAGE
CMPX597S	2000100154	146
CMPX597W	2000100158	146
CMPX597	2000100153	146
CMPX700B	2030035699	150
CMPX700HN	2030016562	150
CNTX20WL	2030038220	099
CNTX20WR	2030038221	099
CNTX21W	2030038226	099
CNTX22WL	2030038223	099
CNTX22WR	2030038225	099
CNTX31WL	2030038237	100
CNTX40WL	2030038229	100
CNTX50WL	2030038227	101
CNTX50WR	2030038228	101
CNTX52W	2030036235	101
CNTX70C	2000057751	101
CNTX70D	2000057752	101
CNTX70E	2000057753	101
CNTX70G	2030040945	102
CNTX73A	2000103669	101
CNTX73B	2000103670	101
CNTX91	2000057509	153
CNTX268	2030038268	103
CNTX300W	2030033995	098
CNTX400A	2000057738	102
CNTX400WB	2030041144	103
CNTX400WC	2030041161	103
CNTX400WE	2030038260	102
CNTX400WF	2030037145	102
CNTX450W	2030033978	098
CNTX600W	2030032985	098
CNTX700WA	2030037502	099
CNTX750W	2030033997	098
CNTX900W	2030033990	098
CNTX1050W	2030034502	098
CNTX1100W	2030033994	098
CUBX001HP	2000106345	090
CUBX001	2000106344	090
CUBX002HP	2000106347	090
CUBX002	2000106346	090
CUBX004HP	2000106351	090
CUBX004	2000106350	090
CUBX005HP	2000106353	092
CUBX005	2000106352	092
CUBX006HP	2000106355	091
CUBX006	2000106354	091

TYPE	ITEM NUMBER	PAGE
CUBX007HP	2000106357	091
CUBX007	2000106356	091
CUBX010HP	2000106359	091
CUBX010	2000106358	091
CUBX012HP	2000106361	090
CUBX012	2000106360	090
CUBX111HP	2000106363	091
CUBX111	2000106362	091
D		
D20168N	2000100229	132
DRYX220	2030028804	066
DRYX500	2030036294	066
E		
E-BS602E	2000101106	074
E-BS686	2000100019	043
E-STRX687	2000100020	043
EXOS220B	2030034622	017
EXOS220B	2030034622	066
EXOS220W	2030034660	017
EXOS220W	2030034660	066
EXOS220X	2030027981	017
EXOS220X	2030027981	066
EXOS600B	2030022934	019
EXOS600EB	2030034625	026
EXOS600EW	2030034662	026
EXOS600EX	2030034624	026
EXOS600W	2030025229	019
EXOS600X	2030022933	019
EXOS602EB	2030034627	028
EXOS602EW	2030034663	028
EXOS602EX	2030034626	028
EXOS605B	2030022929	020
EXOS605EB	2030034629	027
EXOS605EW	2030034664	027
EXOS605EX	2030034628	027
EXOS605W	2030025228	020
EXOS605X	2030022928	020
EXOS611B	2030030108	022
EXOS611EB	2030034631	029
EXOS611EW	2030034665	029
EXOS611EX	2030034630	029
EXOS611W	2030030111	022
EXOS611X	2030028001	022
EXOS616B	2030022946	016
EXOS616EB	2030034636	024
EXOS616EW	2030034666	024

INDEX

Types

TYPE	ITEM NUMBER	PAGE
EXOS616EX	2030034634	024
EXOS616W	2030025232	016
EXOS616X	2030022945	016
EXOS618B	2030022940	016
EXOS618EB	2030034638	024
EXOS618EW	2030034667	024
EXOS618EX	2030034637	024
EXOS618W	2030025230	016
EXOS618X	2030022939	016
EXOS625B	2030022943	016
EXOS625EB	2030034641	024
EXOS625EW	2030034668	024
EXOS625EX	2030034639	024
EXOS625W	2030025231	016
EXOS625X	2030022942	016
EXOS637B	2030022951	018
EXOS637W	2030025233	018
EXOS637X	2030022950	018
EXOS670X	2030028245	021
EXOS675X	2030031170	021
EXOS676B	2030034645	021
EXOS676EB	2030034644	029
EXOS676EW	2030034669	029
EXOS676EX	2030034642	029
EXOS676W	2030034670	021
EXOS676X	2030033180	021
EXOS687X	2030027995	022
EXOV701B	2030030321	149
F		
FIRX001HP	2000106265	085
FIRX001	2000106264	085
FIRX002HP	2000106267	085
FIRX002	2000106266	085
FIRX004HP	2000106271	085
FIRX004	2000106270	085
FIRX005HP	2000106273	087
FIRX005	2000106272	087
FIRX006HP	2000106275	086
FIRX006	2000106274	086
FIRX010HP	2000106279	086
FIRX010	2000106278	086
FIRX0110HP	2000106287	087
FIRX0110	2000106286	087
FIRX012HP	2000106281	085
FIRX012	2000106280	085
FIRX104HP	2000106283	086

TYPE	ITEM NUMBER	PAGE
FIRX104	2000106282	086
FIRX107HP	2000106285	086
FIRX107	2000106284	086
FIRX111HP	2000106289	087
FIRX111	2000106288	087
FRK602EA	2000106591	065
FRK10112	2000106590	076
FRK10151	2000106560	057
FRK10203	2030015795	103
FRK10204	2000106559	053
FRK10233	2030016320	042
FRK10233	2030016320	076
FRK10235	2030015827	055
FRK10284ME	2030013877	070
FRK201011ME	2030014949	070
FRK202006	2030020428	154
FRK203007E	2030038933	072
FRK203007	2030037172	072
FRK203008E	2030038934	073
FRK203008	2030037173	073
FRK203010E	2030037206	072
FRK203010	2030037193	072
FRK203018	2030025070	071
FRK207008	2030029994	077
FRK209002	2030015658	067
FRK213002HN	2030016661	151
FRK213002	2030035708	151
FRK307009	2030015108	105
FRK309001	2030034006	105
FRK502001	2030034274	070
FRK502002	2030034306	075
FRK502002	2030034306	095
FRK510001	2030035325	095
FRK601007E	2030036971	064
FRKKB100-ST-01	2000106652	079
FRKKB101-01	2000106650	078
FRKKB102-01	2000106651	079
FRKKB200-01	2000106648	077
FRKKB200-SS-01	2000106649	078
FRKSD0102P	2000106593	069
FRKSD0102S	2000106592	069
G		
G20050N	2000100145	161
G20480N	2000100248	134
G20482N	2000100249	134
G22080N	2000100350	147

TYPE	ITEM NUMBER	PAGE
H		
HBD191	2000057080	039
HDTX0001	2030005623	155
HDTX450	2000100349	133
HDTX596WM	2030048397	147
HDTX597B	2000100730	146
HDTX597S	2000100731	146
HDTX597	2000100729	146
HDTX598WM	2030048395	147
HDTX674	2000057081	152
HDTX692	2000090046	152
HDTX693	2000090047	152
L		
LBD4410P-1	2000101953	160
LBD6410PCB-1	2000101983	160
LBD7510P-1/3	2000102013	160
LBS4607-1/3	2000102092	158
LBS4607/316P-1	2000102084	159
LBS4610/316P-1/1	2000102097	160
LBS4610/316P-1/3	2000102099	160
LBS4610/316P-1	2000102096	160
LBS4610/316PC-3	2000102100	160
LBS6407/316P-1	2000102117	159
LBS6810/316P-1	2000102152	159
LBS9407-1	2000102223	158
M		
M400HD	2000057089	153
M500HD	2000057090	153
M600HD	2000057091	153
MEDX001HP	2000106243	082
MEDX001	2000106242	082
MEDX002HP	2000106245	082
MEDX002	2000106244	082
MEDX004HP	2000106247	082
MEDX004	2000106246	082
MEDX005HP	2000106249	084
MEDX005	2000106248	084
MEDX006HP	2000106251	083
MEDX006	2000106250	083
MEDX007HP	2000106253	083
MEDX007	2000106252	083
MEDX010HP	2000106255	083
MEDX010	2000106254	083
MEDX0110HP	2000106261	084
MEDX0110	2000106260	084
MEDX012HP	2000106257	082

TYPE	ITEM NUMBER	PAGE
MEDX012	2000106256	082
MEDX104HP	2000106385	083
MEDX104	2000106384	083
MEDX111HP	2000106263	084
MEDX111	2000106262	084
MIR4030HS	2000106634	154
MIR4030	2000106594	154
MIR5040HS	2000106636	154
MIR5040	2000106595	154
MIR6050HS	2000106637	154
MIR6050	2000106596	154
MISX0009HP	2000106381	094
MISX0009	2000106193	094
MISX2009HP	2000106380	093
MISX2009	2000106194	093
MISX30014HP	2000106377	093
MISX30118HP	2000106378	093
MISX30218HP	2000106379	093
R		
RH320	2000057717	152
RODX191	2000101218	056
RODX310	2000090055	050
RODX310	2000090055	067
RODX320	2000101043	050
RODX320	2000101043	067
RODX600E	2000090057	061
RODX600HN	2030018373	052
RODX600MED	2000106372	061
RODX600ME	2000090058	061
RODX600TT	2000102672	053
RODX600	2000090056	052
RODX601	2000101221	052
RODX602E	2000090060	064
RODX602SE	2000101042	064
RODX602S	2000101041	058
RODX602	2000090059	058
RODX603E	2000101052	065
RODX603	2000101051	059
RODX604E	2000101347	063
RODX604	2000101345	056
RODX605EB	2000106588	062
RODX605EE	2000101344	062
RODX605E	2000090062	062
RODX605SL	2000103806	055
RODX605S	2000101236	054
RODX605TT	2000101211	055

INDEX

Types

TYPE	ITEM NUMBER	PAGE
RODX605	2000090061	054
RODX606E	2000101348	063
RODX606	2000101346	056
RODX607TT	2000101212	056
RODX607	2000101351	054
RODX611	2000090063	053
RODX611E	2030036220	062
RODX612E	2000101359	061
RODX612	2000101358	054
RODX616E	2000101224	060
RODX616	2000101222	050
RODX617E	2000101220	065
RODX617	2000101219	059
RODX618E	2000090066	060
RODX618	2000090067	050
RODX619E	2000090069	060
RODX619HN	2030018364	051
RODX619	2000090068	051
RODX625	2000090070	051
RODX630E	2000101040	061
RODX630	2000090071	053
RODX637	2030016336	052
RODX672E	2000090073	063
RODX672	2000090072	057
RODX674B	2030002104	057
RODX680E	2000106562	063
RODX680	2000106561	058
RODX687	2000100000	057
S		
S9106/316P-1	2000102386	158
S9106/316P-1	2000102386	159
S9407-1	2000102392	158
S9407/316P-1	2000102390	158
S9407/316P-1	2000102390	159
SANW200	2000103056	119
SANW211	2000103058	119
SANW212	2000103059	119
SANW215	2000106654	119
SD80	2000056721	034
SD80	2000056721	069
SD99-009	2030039032	068
SD99-010	2030039038	068
SD300	2000057729	155
SDA238	2030033737	070
SDA238	2030033737	104
SDA600	2030029886	069

TYPE	ITEM NUMBER	PAGE
SDA605	2030029923	069
SDA613HP	2030030522	075
SDA613HP	2030030522	094
SH07040A	2030047313	141
STRX220	2030027296	032
STRX220	2030027296	066
STRX600E	2000057207	045
STRX600	2000057205	035
STRX601E	2000057226	044
STRX601	2000057209	034
STRX602E	2000057227	045
STRX605E	2000057229	046
STRX605	2000057228	037
STRX607	2000057230	037
STRX608	2000057231	038
STRX611E	2000057376	046
STRX611	2000057375	038
STRX615	2000100014	039
STRX616	2000100001	032
STRX618	2000057379	033
STRX619E	2000057385	044
STRX619	2000057382	033
STRX624	2000102701	043
STRX625	2000057388	033
STRX630	2000057390	035
STRX635B	2030025051	036
STRX637	2000110533	036
STRX670	2000057394	041
STRX671E	2000057396	047
STRX671L	2000057397	040
STRX671	2000057395	040
STRX672E	2000057400	047
STRX672	2000057399	040
STRX673E	2000057422	047
STRX680	2000057401	042
STRX687	2000057403	043
STRX692	2000057979	042
STRX692	2000057979	076
STRX694	2000057985	042
STRX694	2000057985	076
T		
TD350	2000057407	155
V		
VENX001HP	2000106323	088
VENX001	2000106322	088
VENX002HP	2000106325	088

TYPE	ITEM NUMBER	PAGE
VENX002	2000106324	088
VENX004HP	2000106329	088
VENX004	2000106328	088
VENX006HP	2000106333	089
VENX006	2000106332	089
VENX007HP	2000106335	089
VENX007	2000106334	089
VENX010HP	2000106337	089
VENX010	2000106336	089
VENX312HP	2000106343	088
VENX312	2000106342	088
W		
WB240WM	2000057383	134
Z		
ZANMW900	2000100861	118
ZANMW901	2000100854	118
ZANMW902	2000100932	118
ZEXOS220B	2030035359	017
ZEXOS220W	2030035360	017
ZEXOS220	2030035358	017
ZEXOS600B	2030022937	019
ZEXOS600EB	2030034648	026
ZEXOS600EB	2030034648	028
ZEXOS600E S/S	2030034647	026
ZEXOS600E S/S	2030034647	028
ZEXOS600EW	2030034672	026
ZEXOS600EW	2030034672	028
ZEXOS600W	2030025236	019
ZEXOS600	2030022936	019
ZEXOS605B	2030022931	020
ZEXOS605B	2030022931	027
ZEXOS605B	2030022931	028
ZEXOS605W	2030025234	020
ZEXOS605W	2030025234	027
ZEXOS605W	2030025234	028
ZEXOS605	2030022930	020
ZEXOS605	2030022930	027
ZEXOS605	2030022930	028
ZEXOS611B	2030034650	022
ZEXOS611B	2030034650	029
ZEXOS611W	2030034707	022
ZEXOS611W	2030034707	029
ZEXOS611	2030034649	022
ZEXOS611	2030034649	029
ZEXOS616B	2030022948	017
ZEXOS616EB	2030034654	025

TYPE	ITEM NUMBER	PAGE
ZEXOS616E S/S	2030034653	025
ZEXOS616EW	2030034710	025
ZEXOS616K	2030022955	017
ZEXOS616K	2030022955	025
ZEXOS616W	2030025238	017
ZEXOS616	2030022947	017
ZEXOS618K	2030022956	017
ZEXOS618K	2030022956	025
ZEXOS625K	2030022954	017
ZEXOS625K	2030022954	025
ZEXOS637B	2030022953	018
ZEXOS637W	2030025239	018
ZEXOS637	2030022952	018
ZEXOS676B	2030034656	021
ZEXOS676EB	2030034658	029
ZEXOS676E S/S	2030034657	029
ZEXOS676EW	2030034712	029
ZEXOS676W	2030034711	021
ZEXOS676	2030034655	021

