

Constant Voltage Phase/Triac dimmable driver---25W series **PWM output**

Features

- Output constant voltage
- Universal AC input: 100 - 130VAC
- Power Factor: up to 0.65
- High Efficiency: up to 85%
- Protection: short circuit/over loading/over current/over temperature
- Full protection plastic housing IP20
- Easy installation
- Cooling by free air convection
- Compatible with Forward Phase, Triac, MLV Dimmers
- Strong compatibility, flicker-free dimming
- Suitable for LED Lighting and moving sign applications and others
- Compliance to worldwide safety regulations for lighting
- 3 Year Warranty

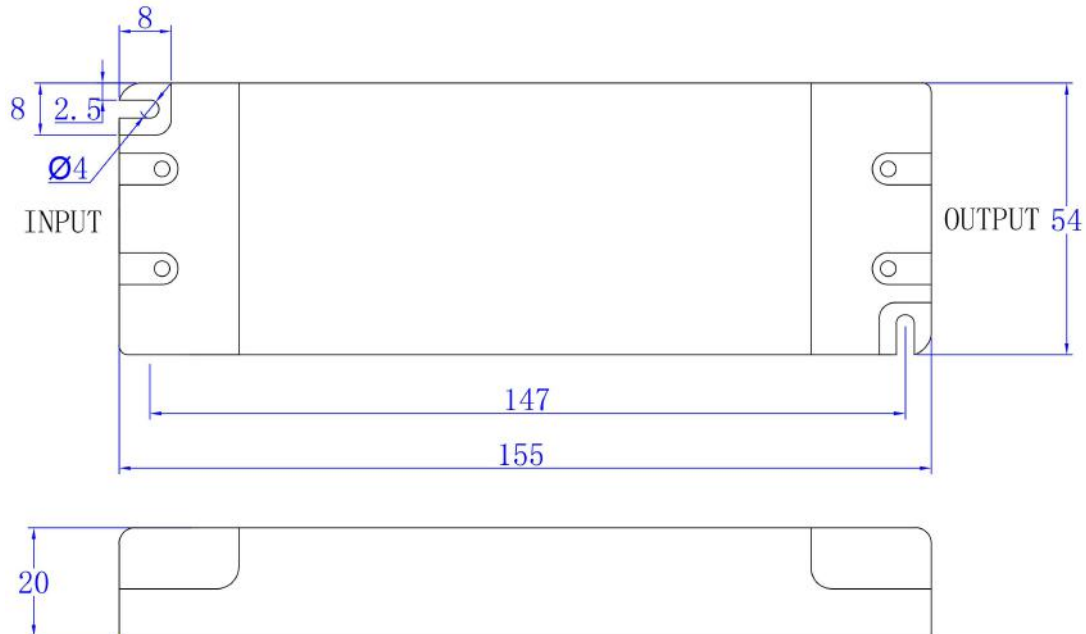


Specification

MODEL		GLS-12025-TD
CERTIFICATES		ETL, CETL, FCC
OUTPUT	DC Voltage	12V
	Voltage Tolerance	±0.5V
	Rated Current	2.08A
	Rated Power	25W
INPUT	Voltage Range	100 - 130VAC
	Frequency Range	50 - 60HZ
	Power Factor (Typ.)	PF≥0.65
	Efficiency (Typ.)	83%
	AC Current (Typ.)	0.21A
	Leakage Current	<0.70mA/110VAC
PROTECTION	Short Circuit	Hiccup mode, recovers automatically after fault condition is removed
	Over Current	≥1.4*I _{out}
	Over Loading	≤120%
	Over Temperature	100°C±10° C The output voltage will turn off when the temperature is higher than 100°C±10° C. After the temperature drops off, recovery is automatic
ENVIRONMENT	Working Temperature	-40° - +70°C
	Working Humidity	20 - 90% RH non-condensing
	Storage Temp. Humidity	-40 - +80°, 10 - 95% RH
	Temp. Coefficient	±0.03%/°C (0 - 50°)
	Vibration	10 - 500Hz, 2G 10min/1 cycle, period for 60min each along X, Y, Z axes
SAFETY & EMC	Safety Standards	UL1012
	Withstand Voltage	I/P - O/P: 1500KVAC
	Isolation Resistance	I/P - O/P: 100MΩ/500VDC/25°C/70%RH
	EMC Emission	FCC Part 15B
DIMENSIONS	Net. Weight	0.19Kg
	Size	155x54x20mm (6.1"x2.16"x0.79") (LxWxH)

Notes	<p>1. All parameters if NOT specially mentioned are measured at 110VAC input , rated load and 25°C of ambient temperature.</p> <p>2. To extend the driver's using life ,please reduce the loading at lower input voltage.</p> <p>3.Loading should be 5-100%.</p>
-------	--

■25W Phase/Triac Dimmable driver Mechanical Specification

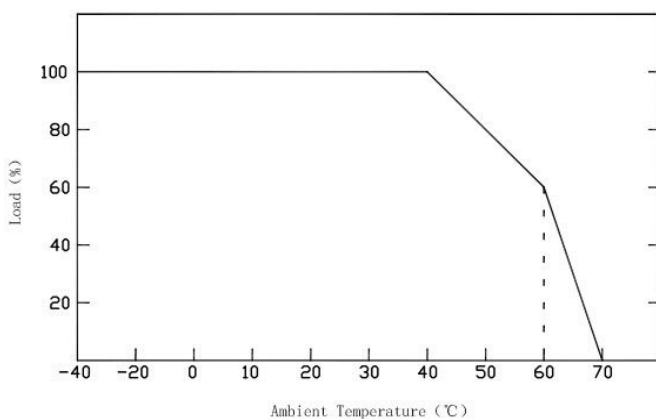


- ※ Input (L) and (N) to be connected AC,
- ※Output Positive side (+) , Negative side (-) to be connected led lighting.
- ※Note: Any other requests we can customized.

■Dimming Operation

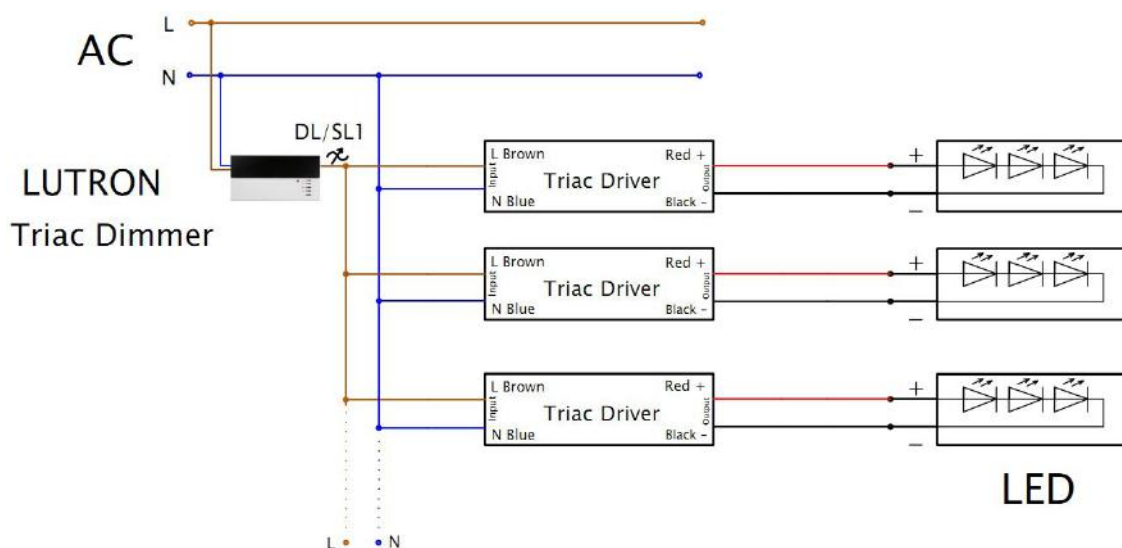
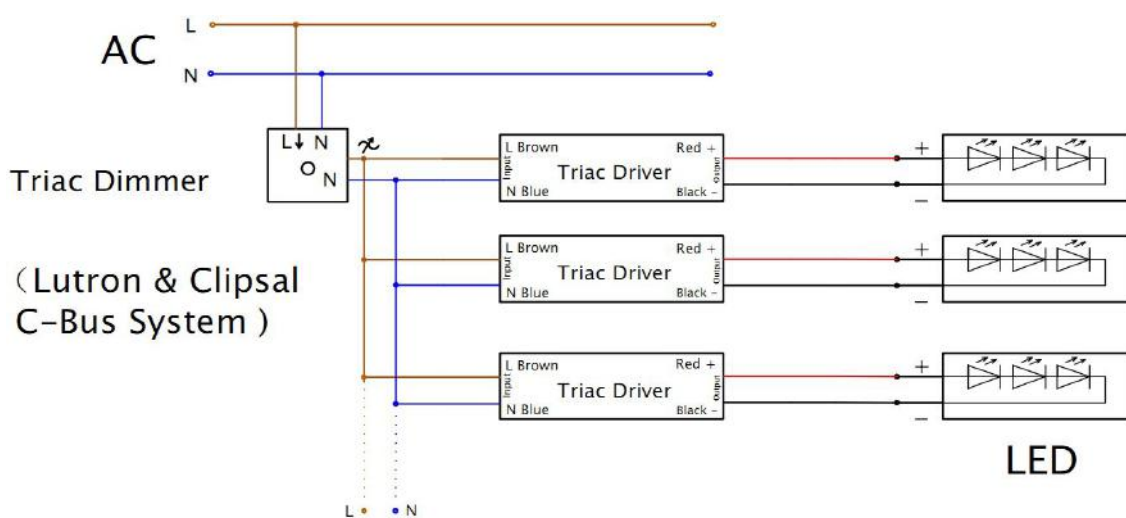
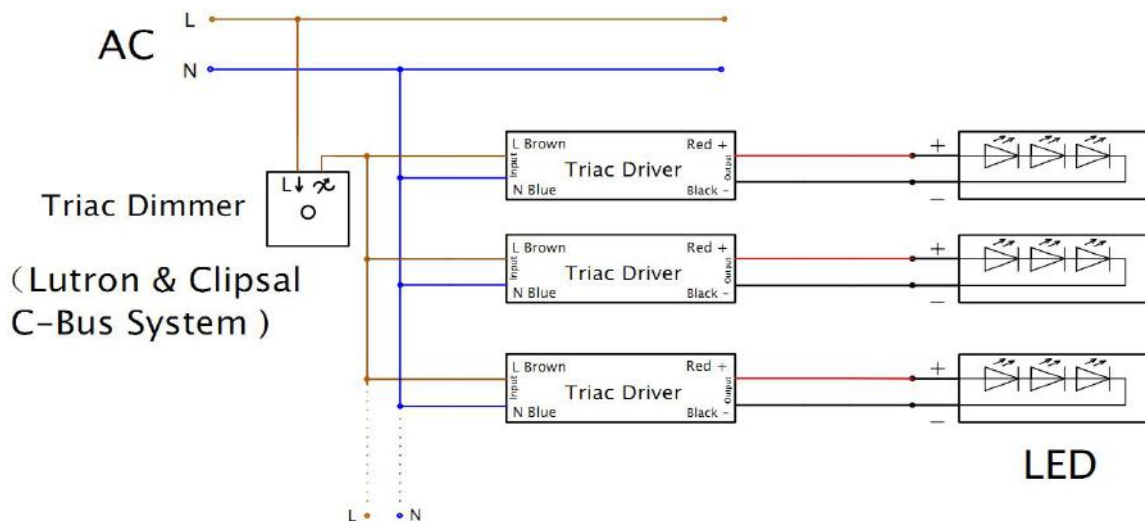
- ※The Pulse-Width Modulation (PWM) of output voltage can be adjusted through input terminal of the AC phase line(L) by connection a phase/triac dimmer.
- ※Usually matching with Forward phase , leading edge , Magnetic low voltage triac dimmers, (or Reverse phase, trailing edge ,Electric low voltage, Triac Dimmers can be customized!)
- ※Please try to use dimmers with power at least 2.5 times as the output power of the driver.

■Derating Curve



- ※To extend their life, please refer to the Derating Curve and derate according to the temperature.

■ Connecting Diagram



Instructions:

- 1) This driver should be installed by a qualified professional.
- 2) Please make sure the transformer is installed with adequate ventilation around it to allow for heat dissipation.
- 3) Ensure that wiring is correct before testing in order to avoid light and power supply damage.

Please visit our website for more information! www.glimmerlighting.com