



Advanced Heating
& Hot Water Systems

UFT Boiler

Medium Mass

316L Stainless Steel, Fire
Tube Heat Exchanger

10 to 1 Turndown Ratio

Advanced Modulating Gas
Condensing Boiler; up to
96% AFUE

Universal Piping Location:
Installer Connection Can
Easily be Moved from Left
to Right Side of Floor Units

Venting: 2" or 3" PVC, CPVC
or Polypropylene

No Primary / Secondary
Piping Needed

Supply and Return Connections
on Either Top, Left or Right

High Efficiency



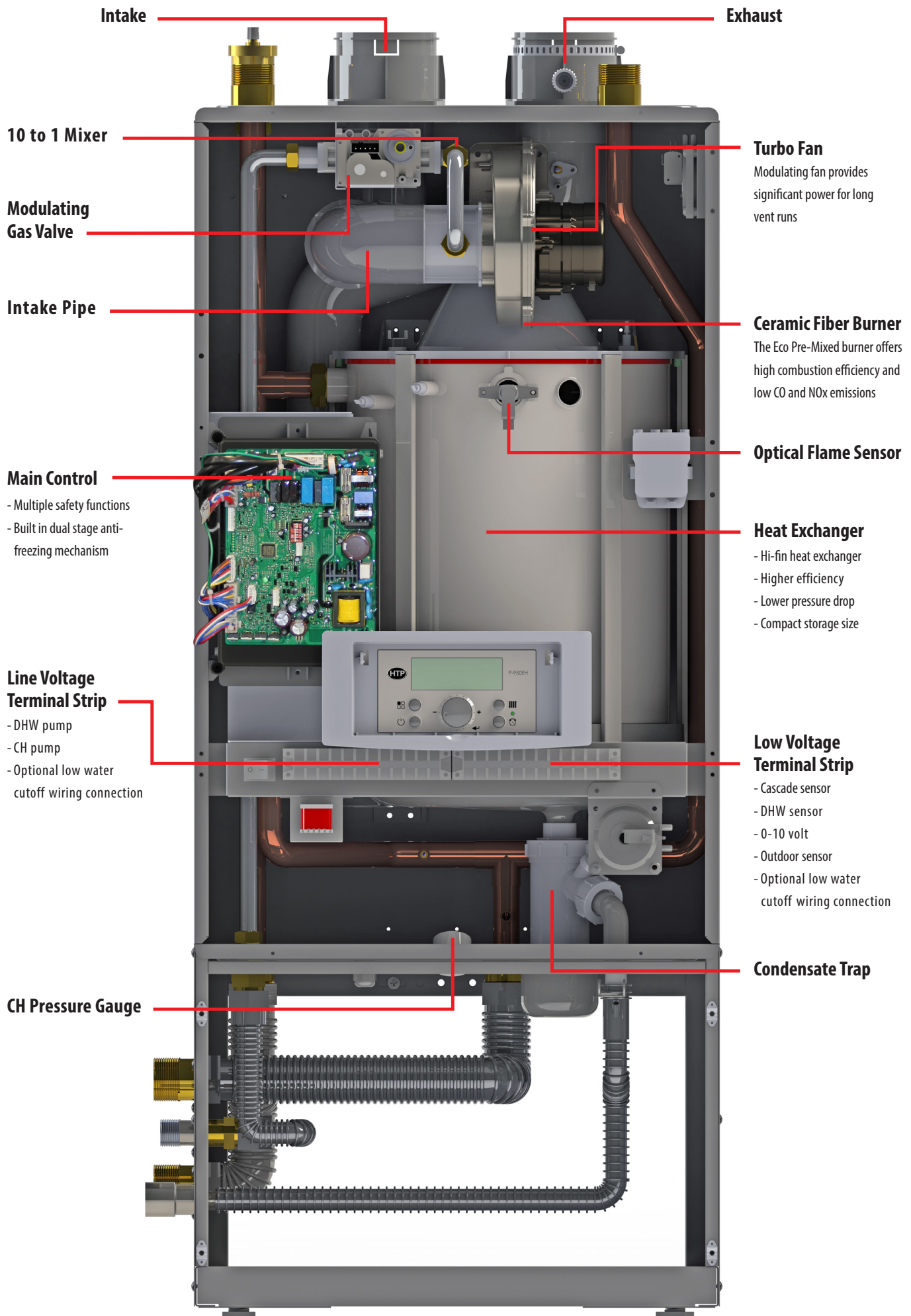
Wall & Floor Units



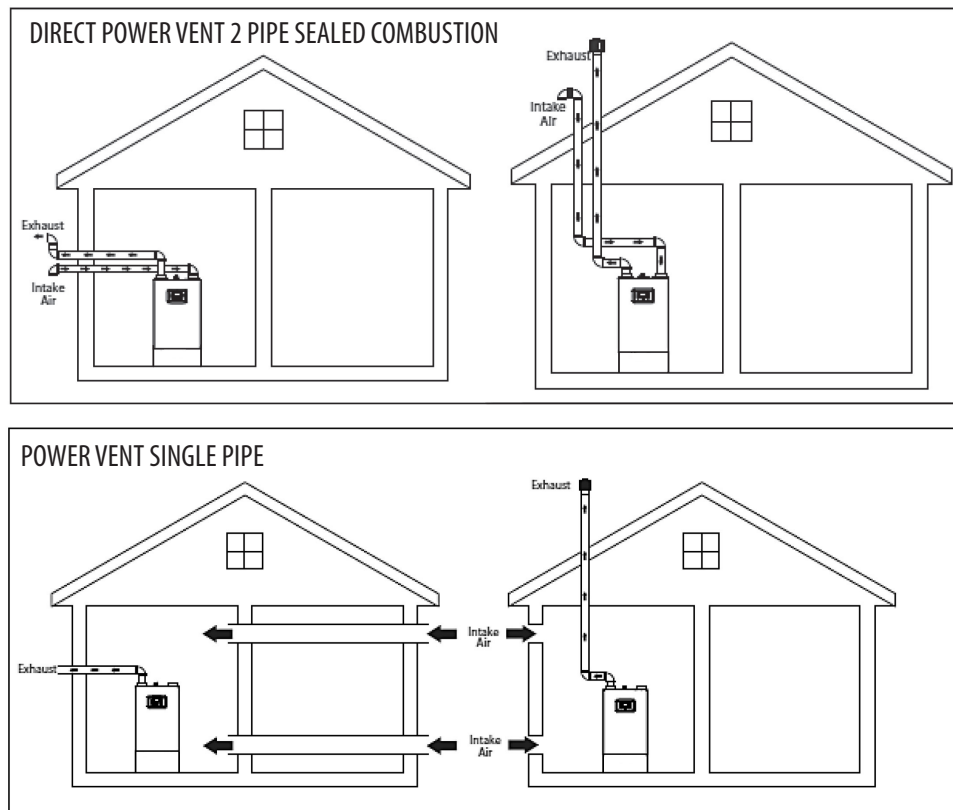
www.htproducts.com

A BRAND OF  **ARISTON**
THERMO USA


FIGHTING THE HIGH COST OF HEATING




MULTIPLE VENTING CONFIGURATIONS



MULTIFUNCTION CONTROL PANEL



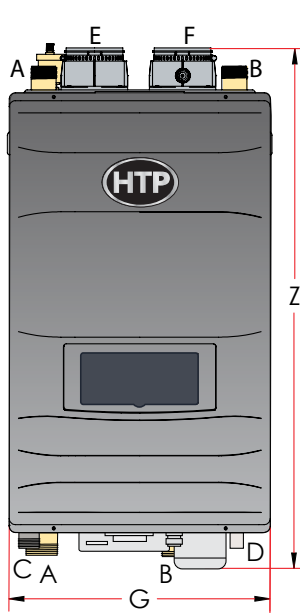
CONNECTIONS



**Supply / Return
Gas Inlet
Condensate Drain**

**1 1/4" NPT
3/4" NPT
3/4" PVC**

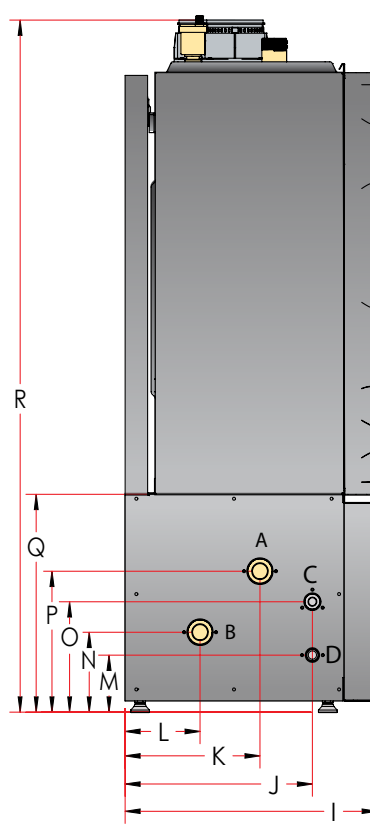
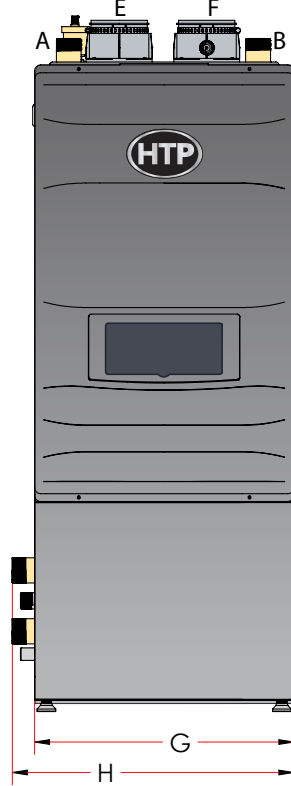
All the bottom connections (Supply/Return/Condensation/
Gas) can be located on either side of the boiler (Left or
Right) to make installation easier.



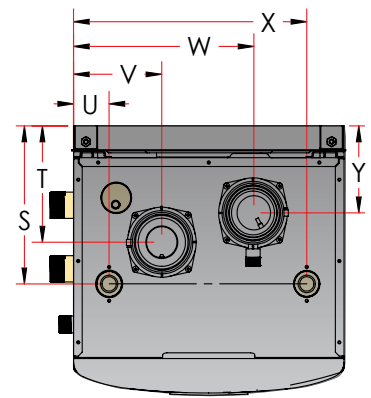
Wall Units



Replace * with a W (for a wall unit) or a F (for a floor unit)



Floor Units



	Description	Diameter
A	CH Supply Adapter	1-1/4" NPT
B	CH Return Adapter	1-1/4" NPT
C	Gas Connection Adapter	3/4" NPT
D	Condensate Drain Adapter	1/2" NPT
E	Air Intake Pipe Connection	3"
F	Exhaust Pipe Connection	3"

All the bottom connections (boiler, domestic, condensation & gas) can be located on either side of the unit. Fittings are shipped on the left side of the boiler.

MODELS	G	H	I	J	K	L	M	N	O	P	Q	R	S	T	U	V	W	X	Y	Z
UFT-80 UFT-100	17.5	19.1	16.8	12	8.5	4.5	4	4.5	6.5	8.5	13.5	45	10	7.4	2.3	5.7	11.5	14.9	5.5	34
UFT-120 UFT-140																				
UFT-175 UFT-199	19.7	21.5	18.1	12	8.5	4.5	4	4.5	6.5	8.5	13.5	48	9.2	7.1	2.2	7.2	14.0	16.0	5.2	37

Model		UFT-80*	UFT-100*	UFT-120*	UFT-140*	UFT-175*	UFT-199*
Installation		Indoor, Wall Mounted Model or Floor Model, Fully Condensing					
AFUE		95.4	95.1	95.6	95.0	95.9	96.0
Input Rate (Btuh)		8,000 ~ 80,000	10,000 ~ 100,000	12,000 ~ 120,000	14,000 ~ 140,000	19,900 ~ 175,000	19,900 ~ 199,000
Heating Capacity (MBH)		76	95	114	133	166	189
Flue System		Sealed Combustion Direct Vent, Power Vent					
Vent Run		2"(50ft), 3"(100ft) / Schedule 40 PVC, CPVC, PP					
Weight Wall Mount Model		90 lbs.		100 lbs.		110 lbs.	
Weight Floor Model		120 lbs.		130 lbs.		140 lbs.	
Gas Supply Pressure	Natural Gas	3.5"W.C ~ 14"W.C					
	Propane Gas	3.5"W.C ~ 14"W.C					
Power Supply	Main Supply	120V 60 Hz, 6A					
	Maximum Power	160W					
Ignition System		Direct Electronic Ignition / Automatic Flame Sensing					
Burner System		Premixed Fuel Modulation / Ceramic Fiber Infrared					
Gas Valve System		Combination Modulation (Current Proportional)					
Wall Mount Model Dimensions (W x H x D)			W 17.5" x H 34" x D 15.4"			W 19.7" x H 37" x D 16.8"	
Floor Model Dimensions (W x H x D)			W 19" x H 45" x D 17"			W 22" x H 48" x D 18"	
Heat Exchanger		316L Stainless Steel - 3 Gallon Water Capacity					
Water Pressure		12 min - 30 max PSI					
Connection Sizes	Supply/Return	1 1/4" NPT					
	Gas Inlet	3/4" NPT					
Cabinet Materials	Wall Mount Model	Painted Cold Rolled Carbon Steel					
	Floor Model	Galvaneal					
Warranty		Limited 10 Year Residential Warranty					

www.htproducts.com • 272 Duchaine Blvd, New Bedford, MA • © Ariston Thermo USA LLC. 07/28/2020 • MKTLIT-81

In accordance with our company policy of ongoing product improvement, HTP reserves the right to make changes without prior notice. • Preliminary product specifications