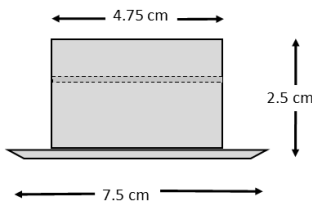


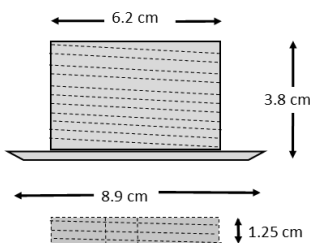
ESCUTCHEONS



Recessed 2 Piece Plate

- Triple chrome plated or baked powder enamel paint
- 1" Skirt for 3/4" adjustment
- Weep hole in the cup for leak detection
- Cup and plate packaged separately for easy installation

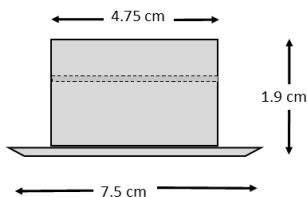
Part#	Finish	Size
205200	Chrome	1/2" IPS
205210	White	1/2" IPS
205205	Brass	1/2" IPS
205215	Chrome	3/4" IPS
205225	White	3/4" IPS
205212	Black	1/2" IPS



Recessed Threaded 2 pc Plate

- Threaded cup and skirt for minor adjustments
- Can adjust to pipe or ceiling pitch
- Can be removed and reinstalled
- Threaded for high vibration areas
- Threaded skirt with 1/2" adjustment
- Chrome or white finish

Part#	Finish	Size
205213	Chrome	1/2" IPS
205214	White	1/2" IPS

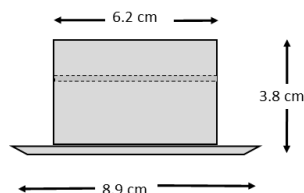


Recessed 2 pc Plate, Short Skirt

- Triple chrome plated or baked powder enamel paint
- 3/4" Skirt for 1/2" adjustment
- For use with residential sprinkler heads
- Weep hole in the cup for leak detection
- Cup and plate packaged separately for easy installation

Part#	Finish	Size
205226	Chrome	1/2" IPS
205227	White	1/2" IPS

LynCar's escutcheons and head guards are designed to be as universal as possible; however, it is the responsibility of the installer to ensure that they are suitable for the specific installation in which they are being used.



Recessed Plate Extra Large

- Over sized Recessed Escutcheon
- Chrome Plated 1/2" IPS
- 3 1/2" OD x 1 1/2" Deep
- 1/4" Adjustment
- 2 7/16" Centre cup

Part#	Description
205228	Recessed plate large chrome



One Piece Light Gauge

- Chrome plated or baked powder white enamel paint
- 1/2" or 3/4" IPS sizes
- Overall 2 7/8" coverage and 5/8" deep

Part#	Finish	Size
205100	Chrome	1/2" IPS
205102	Brass	1/2" IPS
205110	White	1/2" IPS
205105	Chrome	3/4" IPS
205105W	White	3/4" IPS



Plastic

- One or two piece escutcheons for pendant heads
- Manufactured in plastic
- Chrome or White finishes
- 1/2" IPS sizes only

Part#	Description	Finish	Size
205115	One piece	Chrome	1/2" IPS
205120	One piece	White	1/2" IPS
205250P	Two pieces	Chrome	1/2" IPS
205255P	Two pieces	White	1/2" IPS

2 Piece Adjustable Pendant



- Triple chrome plated or baked powder enamel paint
- Adjustable from 2" to 3"
- Skirt and cup packaged separately for easy installation
- Weep hole in the cup for leak detection

Part#	Finish	Size
205250	Chrome	1/2" IPS
205255	White	1/2" IPS
205260	Brass	1/2" IPS
205265	Chrome	3/4" IPS
205270	White	3/4" IPS

3 Piece Adjustable Pendant



- Extended length three piece adjustable canopies
- Adjustments from 4" to 11 1/2" lengths
- Use around lights ect.
- Chrome or White finishes
- Available in 1/2" IPS or 3/4" IPS sizes

Part#	Finish	Size	Adjustment
205275	Chrome	1/2" IPS	4" to 5/2"
205276	Chrome	3/4" IPS	4" to 5/2"
205277	White	1/2" IPS	4" to 5/2"
205278	White	3/4" IPS	4" to 5/2"
205280	Chrome	1/2" IPS	6" to 7 1/2"
205281	Chrome	3/4" IPS	6" to 7 1/2"
205282	White	1/2" IPS	6" to 7 1/2"
205283	White	3/4" IPS	6" to 7 1/2"
205285	Chrome	1/2" IPS	8" to 9 1/2"
205286	Chrome	3/4" IPS	8" to 9 1/2"
205287	White	1/2" IPS	8" to 9 1/2"
205288	White	3/4" IPS	8" to 9 1/2"
205290	Chrome	1/2" IPS	10" to 11 1/2"
205291	Chrome	3/4" IPS	10" to 11 1/2"
205292	White	1/2" IPS	10" to 11 1/2"
205293	White	3/4" IPS	10" to 11 1/2"


LynCar's escutcheons and head guards are designed to be as universal as possible; however, it is the responsibility of the installer to ensure that they are suitable for the specific installation in which they are being used.



Retrofit Split Escutcheon

- Shallow one piece split canopy
- Made from stamped stainless steel
- 3" wide x 1/4" deep (76mm x 6 mm deep)
- Escutcheon snaps together for a tight fit using interlocking tabs
- Use for change a sprinkler escutcheon, and other uses

Part#	Finish	Size
205230	Chrome	1/2" IPS
205235	Chrome	3/4" IPS



Retrofit Split Ring

- Used to conceal oversized holes
- Fix cutting errors in in ceiling tiles or drywall
- Kydex is a white fire resistant material, similar to ceiling tile
- 4" coverage
- Centre hole is 1 1/2" for one piece escutcheon and 2 1/2" for recessed escutcheon.
- They split so the sprinkler system does not have to shutdown
- No need to removed the sprinkler head



Part#	Finish	Center Size
205240	White - Kydex	1 1/2"
205245	White - Kydex	2 1/2"

Retrofit Escutcheon Recessed Plate



- Recessed escutcheon, 3 pieces in chrome
- Inside plate splits into two pieces
- Cup and skirt packaged separately
- Weep hole in the cup for leak detection
- Change the escutcheon without shutting down the system

Part#	Size
205200R	1/2" IPS



Retrofit Escutcheon 2 pc pendant

- Chrome plated retrofit escutcheon
- Cup separates into two pieces
- Cup and skirt packaged separately
- Weep hole in the cup for leak detection
- Change the escutcheon without shutting down the system

Part#	Size
205250R	1/2" IPS



Oversized Repair Plate

- Increase the coverage area when using this plate
- Fits recessed plate and one piece escutcheon
- Used in repair when ceiling hole is oversized
- Total coverage is 5"

Part#	Finish
205301	Chrome
205302	White



Extension Piece for Sprinklers


- Use for adding extra length to sprinkler drops cut short
- Use when the ceiling has changed in retrofitting applications
- 1/2" NPT x 1/2" NPT extension for sprinkler heads
- Overall length is 1.69" or 43 mm
- Pressure rating of 500 PSI, UL & FM Approved
- Use care when installing to prevent risk of failure.



Part#
205612

LynCar's escutcheons and head guards are designed to be as universal as possible; however, it is the responsibility of the installer to ensure that they are suitable for the specific installation in which they are being used.

HEAD GUARDS



Head Guard 1 piece / 2 Hook

1 piece 2 hook styles

- One piece head guard with or without shield
- Fits most 1/2" and 3/4" IPS sprinklers
- Red, Chrome or White finishes available
- Heavy wire construction

Part#	Finish	Size	Height
305660	Red	1/2" - 3/4"	3 1/4"
305665	White	1/2" - 3/4"	3 1/4"
305670	Chrome	1/2" - 3/4"	3 1/4"
305690	Red with shield	1/2" - 3/4"	4"



Head Guard 1 Piece Heavy Duty

- Screw down basket head guard
- Three exposed tabs for screws
- No need to remove sprinkler head
- Chrome Plated or white finishes
- Size 4 3/8" diameter x 2 1/2" height
- Fasteners not included

Part#	Description
305685SD	Chrome
305687SD	White



Head Guard 2 piece Heavy Duty

2 piece styles

- Heavy Duty Guard with separate mounting plate
- Set screw to tighten
- Red or Chrome Finishes
- Size 4 -3/8" diameter x 2-1/2" height

Part#	Finish	Size
305675	Red	1/2" IPS
305680	Red	3/4" IPS
305685	Chrome	1/2" IPS
305688	Chrome	3/4" IPS



Head Guard 1 Piece Mini

- One piece head guard with slip down ring
- Use on most 1/2" or 3/4" IPS heads
- Approx. 2" height x 2" wide

Part#	Finish	Size
305692	Chrome	1/2" - 3/4" IPS
305693	Chrome	1/2" - 3/4" IPS - shield
305695	Red	1/2" - 3/4" IPS
305696	Red	1/2" - 3/4" IPS - shield



Head Guard with Escutcheon

- Wire guard attached to the cup of a recessed escutcheon
- Threaded 2 pc escutcheon is used so guard will not fall off
- Overall height 3"
- Chrome plated

Part#	Finish	Size
305213	Chrome	1/2" IPS

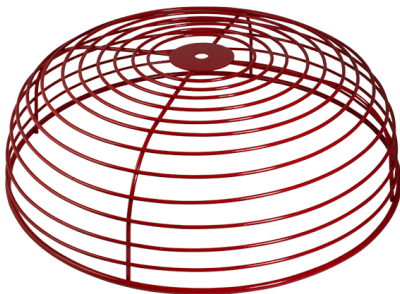


Head Guard for Recessed Plate

For recessed plates

- Wire guard that can be installed on a 2pc recessed escutcheon
- Can be installed before or after head installation
- Overall height 3"
- Fits 1/2" IPS sprinkler heads
- Chrome Plated Finish

Part#	Finish	Size
305699	Chrome	1/2" IPS



Wire Guard for Outdoor Bell

For Outdoor and WMG

- Wire guard for outdoor bell or water motor gong
- 12" diameter
- Red finish

Part#	Finish	Size
305689	Red	1/2" diameter

LynCar's escutcheons and head guards are designed to be as universal as possible; however, it is the responsibility of the installer to ensure that they are suitable for the specific installation in which they are being used.



Extended Screw Down Guard

- Heavy wire construction
- Mounts directly to ceiling or wall with wire eyelets
- Use with two-piece pendant (skirt & cup) escutcheons
- Use with dry head applications
- 4 1/2" wide by 6" deep
- White powder coated finish
- Fasteners not included

Part#
305688SD


Baffle Plate and Water Shield

- Aluminum baffle plates 4" or 5 1/2" diameters
- Used in rack storage applications

Part#
305630
Outside Diameter

4"

For

1/2" IPS

305635

4"

3/4" IPS

SPARE HEAD BOXES



Cabinet - Sprinkler Spare Head

- Head Cabinets for 3, 6 & 12 head storage
- ESFR Head Cabinet Available
- Available with cam lock
- Accepts either 1/2" or 3/4" sprinkler heads
- Knockouts inside to accept 3/4" sprinkler heads
- Red Powder Coat Painted
- Rear Mounting Holes


Part#
305618
Finish

3 head

Description

Residential

305621

6 head

Standard

305619

12 head

Standard

305620

12 head

With Lock

305623

6 head

For ESFR



Plate - Floor & Ceiling - Heavy Pattern Heavy Gauge Split

- Split heavy duty wall plate
- Heavy gauge steel
- Triple chrome plated
- Springs inserts to grip pipe
- Available to 10" IPS

Part#	Size	OD
207700	1/2"	2 3/4"
207705	3/4"	2 3/4"
207710	1"	3 1/4"
207715	1 1/4"	3 1/2"
207720	1 1/2"	4"
207725	2"	4 1/2"
207730	2 1/2"	5 1/2"
207735	3"	6"
207740	4"	6 1/2"
207745	5"	9"
207750	6"	9 3/4"
207755	8"	13"
207760	10"	16"



Plate - Sure Grip Floor & Ceiling Light Gauge F&C

- Light gauge steel
- Chrome plated, light pattern
- Plate swings open on rivet
- Copper pipe sizes available

Part#	IPS	OD
207800	1/2"	2 3/4"
207805	3/4"	2 3/4"
207810	1"	3 1/2"
207815	1 1/4"	3 1/2"
207820	1 1/2"	3 1/2"
207825	2"	4 1/2"

LynCar's escutcheons and head guards are designed to be as universal as possible; however, it is the responsibility of the installer to ensure that they are suitable for the specific installation in which they are being used.

Plate - Cast Steel with Set Screw



- Solid wall plate with set screw
- One piece construction
- Zinc plated finish
- Available 1/2" to 8"

Part#	Size
95012G	1/2"
95034G	3/4"
95100G	1"
95114G	1 1/4"
95112G	1 1/2"
95200G	2"
95212G	2 1/2"
95300G	3"
95400G	4"
95600G	6"
95800G	8"


Plate - Floor & Ceiling - Split Plastic



- Chrome or white finish
- Non corrosive, non breakable, will not rust
- Copper pipe sizes available

Chrome Part#	White Part#	IPS	OD
202856	202856W	1/2"	2 3/4"
202857	202857W	3/4"	3"
202858	202858W	1"	3 1/4"
202859	202859W	1 1/4"	3 1/2"
202860	202860W	1 1/2"	4 1/4"
202861	202861W	2"	4 1/4"
202862	202862W	2 1/2"	5 1/4"
202863	202863W	3"	5 3/4"
202864	202864W	4"	6 3/4"
202865	202865W	5"	8 1/2"
202866	202866W	6"	9 3/4"
202868	202868W	8"	12 3/4"

ACCESS DOORS



Access Panel - ABS Plastic

Plastic

- High impact ABS door with frame
- Can be painted or tiled
- Indoor or outdoor use
- Panel snaps into all four sides

Part#	Size
300808	8" x 8"
301414	14" x 14"



Access Door Light Duty

- Steel access panel for wall or ceiling applications
- Primer grey finished
- Left or right openings
- Screwdriver twist lock
- Quick and easy to install

Part#	Size
340808	8" x 8" Panel
341212	12" x 12" Panel



Access Door - Metal

Metal Heavy duty

- Metal access door
- Door 14 gauge with 16 gauge frame
- Screwdriver operated can latch
- Primer finished
- One per carton packaging

Part#	Size
350606	6" x 6"
350808	8" x 8"
351010	10" x 10"
351212	12" x 12"
351414	14" x 14"
351616	16" x 16"
351818	18" x 18"
352424	24" x 24"




Access Door - Fire Rated All Purpose Uninsulated

- 16 gauge steel frame
- 14 gauge steel door
- Wall mounting only
- 1" exposed frame
- Primer finished
- See data sheet for listing specifications



Part#	Size
370808	8" x 8"
371212	12" x 12"
371818	18" x 18"
372424	24" x 24"



Access Door - Fire Rated All Purpose Insulated

- 16 gauge steel frame
- 20 gauge steel door
- 2" fire rated insulation, 8R Value
- 1" exposed frame
- Primer finished
- See data sheet for listing specifications



Part#	Size
360808	8" x 8"
361212	12" x 12"
361818	18" x 18"
362424	24" x 24"

GAUGES

Pressure Gauges - Standard

Standard gauges



- Dual scale gauges (PSI and KPA)
- Face sizes 2 1/2" and 4"
- 4" face, dual scale
- Steel case with plastic face
- 1/4" brass bottom mount
- Standard and Vacuum models

Part#	Part#	Range
1739	N/A	30/200
1740	1764	60/400
1741	1765	100/700
1742	1766	160/1100
1743	1767	200/1375
1744	1768	300/2000
1768-V	4" Vacuum	-30/100

Pressure Gauges - Liquid Filled



- Dual scale gauges (PSI and KPA)
- Face sizes 2 1/2" and 4"
- Stainless Steel Case
- 1/4" brass bottom mount
- Standard and Vacuum models
- Use in areas exposed to corrosion and vibration

Part#	Dial Face	Range
1772	2 1/2"	30/200
1773	2 1/2"	60/400
1774	2 1/2"	100/700
1776	2 1/2"	200/1375
1777	2 1/2"	300/2000
1774-4	4"	100/700
1777-4V	4"	-30/100
1776-4	4"	200/1375
1777-4	4"	300/2000
1777-4V	4"	-30/300

Gauges - Fire Protection Service

Sprinkler gauges

- Wet, Dry or combination gauges
- ULC & FM approved
- 4" face, dual scale
- Month and year dated
- 1/4" brass bottom mount
- Sold each or in kits
- Kit includes gauge, nipple, bushing, plug & 3 way valve



Part#	Description	Range
307600	Wet	300/2000
307600K	Wet - Kit	250/1700
307605	Dry	250/1700
307605K	Dry - Kit	300/2000
307601	Combo	300/2000
307601K	Combo - Kit	300/2000

Gauge - Accessories - Pigtails

- Pigtail Siphons
- Straight and Angle



Part#	Description
1459	Straight
1460	Angle

Gauge - Accessories


- Three way Valve
- Nipple and plugs as needed




Part#	Description	Size
8077014	3 way	Valve
7421G	Plug	1/4"
7723G	Nipple	1/4" x 4
7740G	Nipple	3/8" x 4"

GASKETS

Red Rubber Gaskets



- Red Rubber Gaskets 1/8" thick
- Ring or full face



Ring Part#	Full Face Part#	Size
80200	80201	2"
80212	80213	2½"
80300	80301	3"
80400	80401	4"
80500	80501	5"
80600	80601	6"
80800	80801	8"
801000	801001	10"
801200	801201	12"

Red Rubber



- Red rubber in sheet or roll

Part#	Description	Size
12550	Sheet	6" x 6" x 1/16"
12551	Roll	36" x 15ft x 1/8"

Flange Repair Kits



- Flange kits with two ring gaskets
- Bolts and nuts, packaged

Ring Part#	Ring Gasket	Size of Bolts
80201K	2"	5/8" x 2½"
80301K	3"	5/8" x 2¾"
80401K	4"	5/8" x 3"
80601K	6"	3/4" x 3½"

BRASS MISCELLANEOUS



Lock - Breaklock

- Lock used to secure valves
- Break feature for emergency use
- Brass body

Part#

608560



Lock - Security Lock

- Hardened Steel, Chrome Plated Shackle
- Solid Brass Body
- Brass Pins & Springs
- Double locking Shackle

Part#

608562



Restricted Orifice 1/2" Brass

- Overall length 2"
- 1 1/16" pin opening
- Male x Female threads

Part#

80533

Size

1/2"



Restricted Orifice Brass Union

- 1" brass union with 1/2" restricted orifice inside

Part#

80534

Size

1/2" Opening